



US00D897638S

(12) **United States Design Patent** (10) **Patent No.:** **US D897,638 S**
Hsu (45) **Date of Patent:** **** Oct. 6, 2020**

(54) **LIGHTED HEADBAND**

(71) Applicant: **Lorraine Melody Hsu**, Santa Ana, CA (US)

(72) Inventor: **Lorraine Melody Hsu**, Santa Ana, CA (US)

(**) Term: **15 Years**

(21) Appl. No.: **29/666,869**

(22) Filed: **Oct. 16, 2018**

(51) **LOC (12) Cl.** **02-03**

(52) **U.S. Cl.**
USPC **D2/871; D28/41**

(58) **Field of Classification Search**
USPC D2/865, 866, 868, 869, 871, 873, 875, D2/880, 881, 891, 894, 895; D28/39, 41, D28/99; D14/205; D11/8, 11
CPC A41D 20/00; A42B 1/00; A42B 1/004; A42B 1/22; A42B 1/24; A42C 5/02; A45D 2008/002; A45D 2008/004; A45D 2008/006; A45D 8/02; A45D 8/36
See application file for complete search history.

(56) **References Cited**

U.S. PATENT DOCUMENTS

- 3,031,681 A * 5/1962 Hoefflich A42B 1/16 2/200.3
- 4,894,757 A * 1/1990 Frusha A44C 15/0015 362/103
- D336,543 S * 6/1993 Murray, III D2/871
- D440,742 S * 4/2001 Mitchell D2/869
- D465,883 S * 11/2002 Moher D28/41
- 7,178,930 B2 * 2/2007 Damrau A44C 15/0015 362/104
- D576,066 S * 9/2008 Barrickman D11/8
- D602,680 S * 10/2009 Lopez D2/891

- D611,200 S * 3/2010 Packard D29/122
- D635,337 S * 4/2011 Kelly D2/866
- D636,560 S * 4/2011 Kelly D2/874
- D671,263 S * 11/2012 Weigl, Jr. D28/41
- D701,022 S * 3/2014 Camarella D2/871
- D757,400 S * 5/2016 Barr D2/871
- D812,036 S * 3/2018 Picunko D14/205
- D828,777 S * 9/2018 Qin D11/11
- D841,240 S * 2/2019 Passarello D28/41
- D873,698 S * 1/2020 Qin D11/11

OTHER PUBLICATIONS

BigOtters Light Bulb Headband . . . [online]; [review published to the Internet on Nov. 16, 2019]; [retrieved from the Internet on Apr. 7, 2020]; URL: see first page. (2 pages). (Year: 2019).*

* cited by examiner

Primary Examiner — Karen S Acker
Assistant Examiner — Jasmine Mlinarcik
(74) *Attorney, Agent, or Firm* — Goldberg Cohen LLP

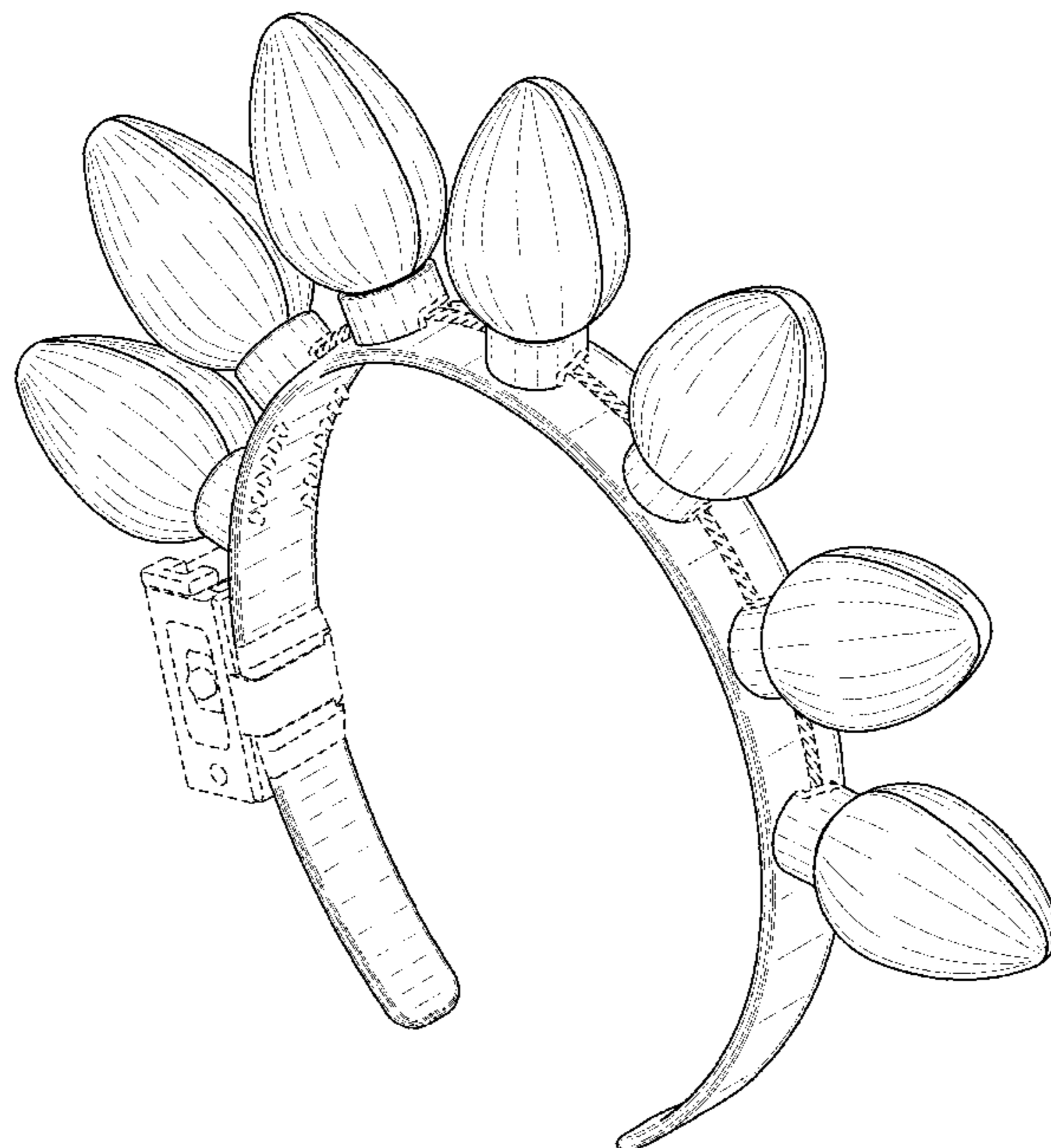
(57) **CLAIM**

The ornamental design for a lighted headband, as shown and described.

DESCRIPTION

FIG. 1 is a perspective view of a lighted headband;
FIG. 2 is a front view thereof;
FIG. 3 is a rear view thereof;
FIG. 4 is a left side view thereof;
FIG. 5 is a right side view thereof;
FIG. 6 is a top view thereof; and,
FIG. 7 is a bottom view thereof.
The features shown in broken lines depict portions of the lighted headband that form no part of the claimed design.

1 Claim, 5 Drawing Sheets






FIG. 1

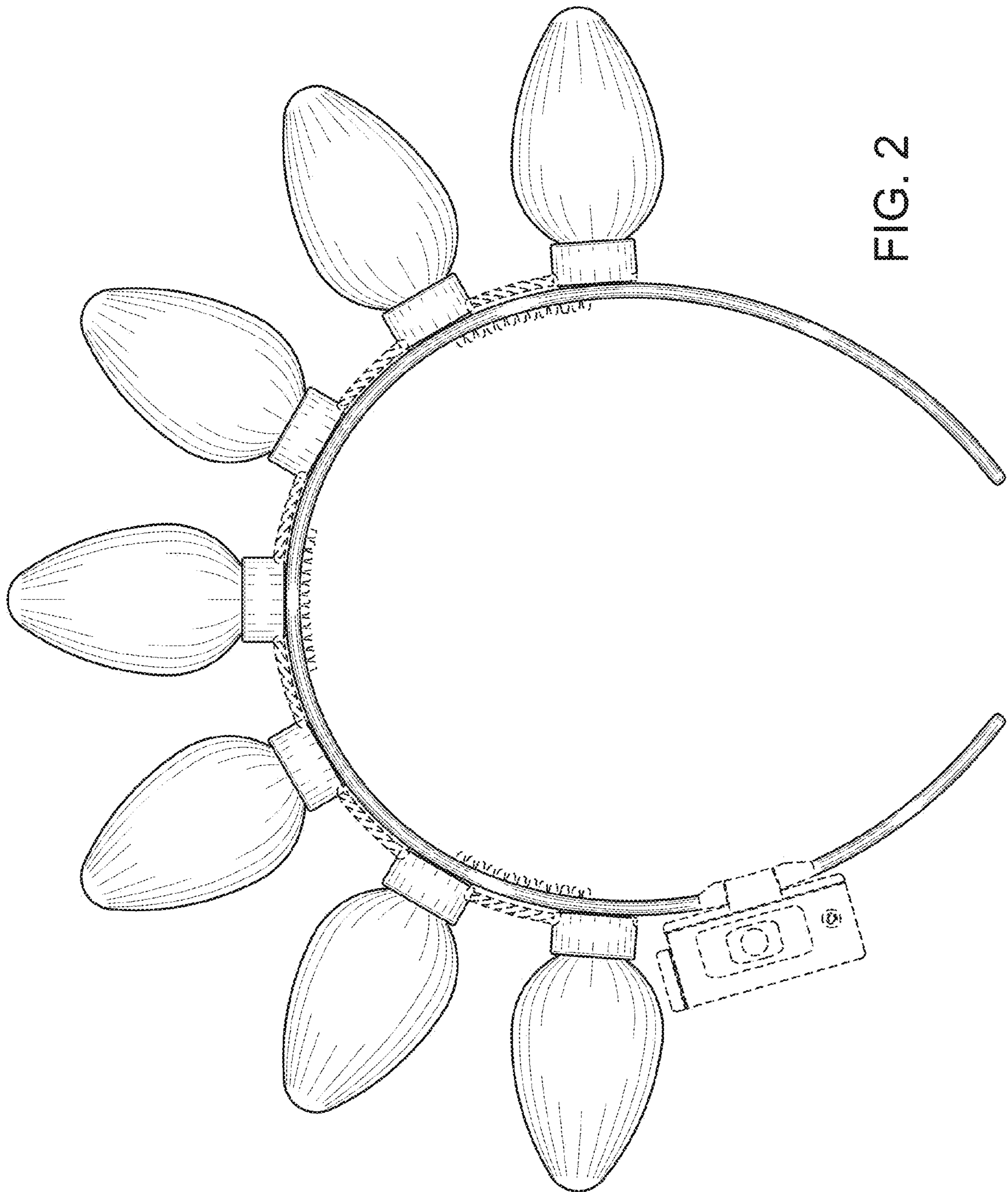


FIG. 2

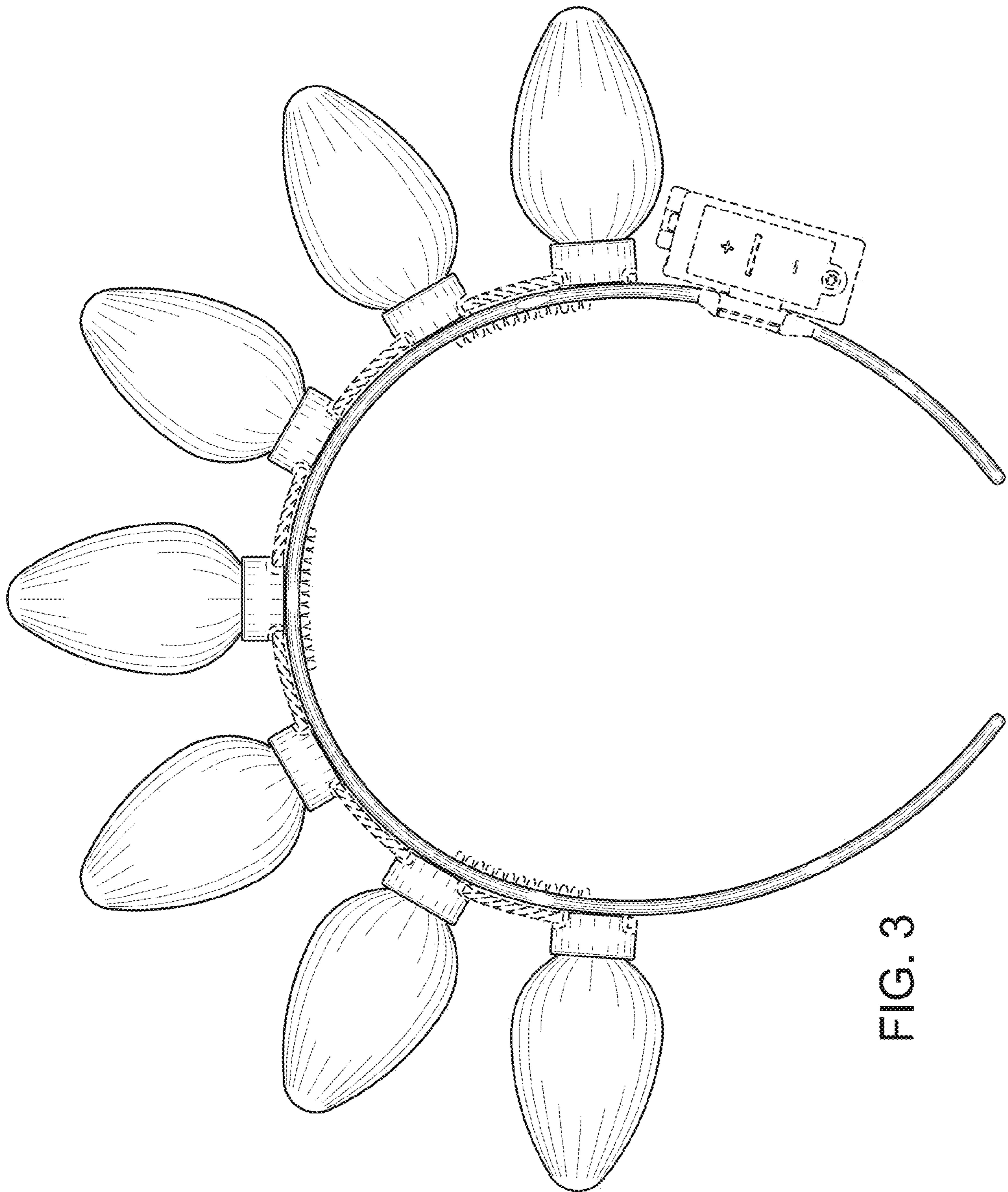


FIG. 3

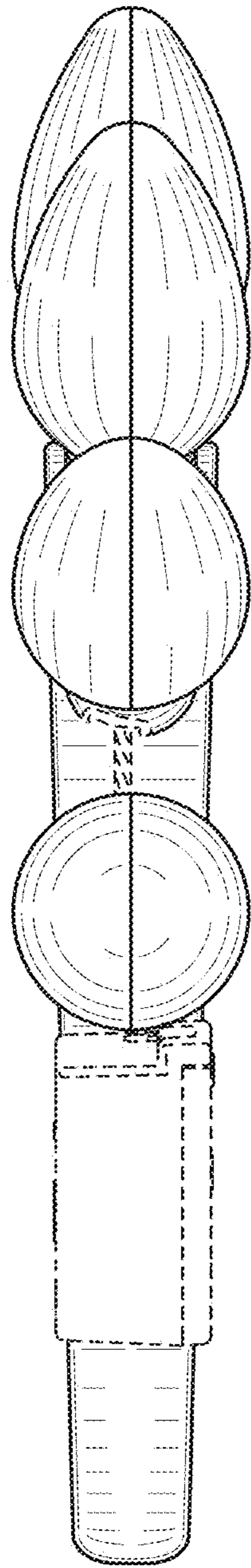


FIG. 4

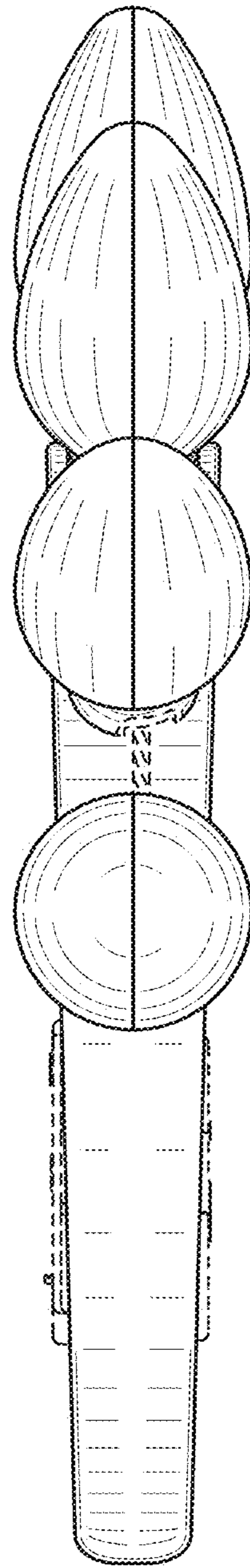


FIG. 5

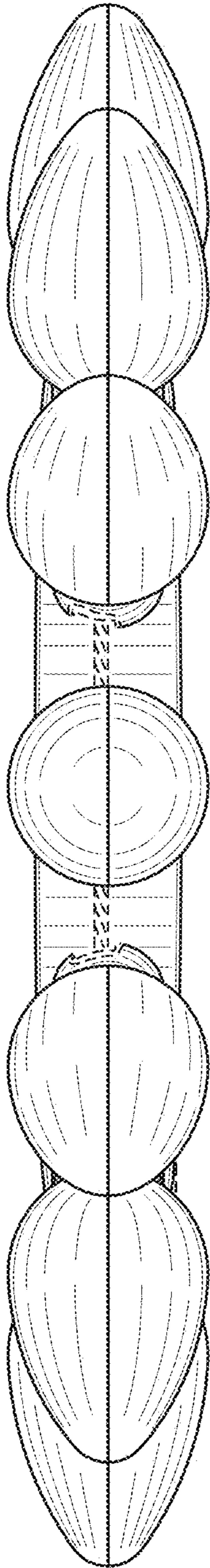


FIG. 6

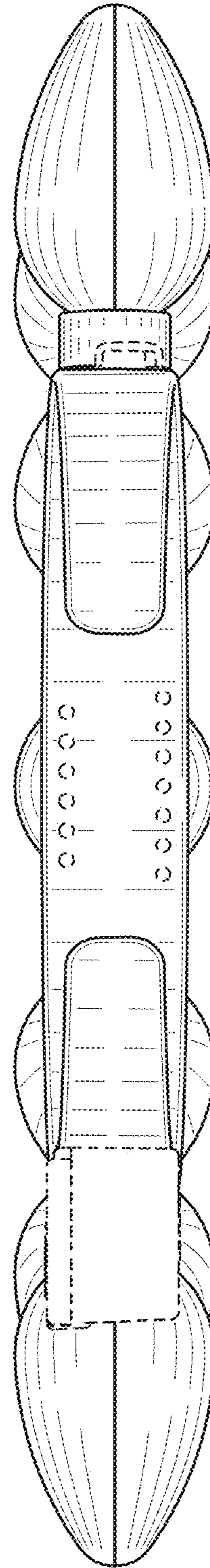


FIG. 7