



US00D897626S

(12) **United States Design Patent**
Gornell et al.

(10) **Patent No.:** **US D897,626 S**

(45) **Date of Patent:** **** Oct. 6, 2020**

(54) **SNACK FOOD PRODUCT**

(71) Applicant: **Frito-Lay North America, Inc.**, Plano, TX (US)

(72) Inventors: **Susan Parsons Gornell**, Allen, TX (US); **Vivian Huang**, Quincy, MA (US); **Frederik Jensen**, Boston, MA (US); **Ngoc Quying Trinh**, Carrollton, TX (US)

(73) Assignee: **Frito-Lay North America, Inc.**, Plano, TX (US)

(**) Term: **15 Years**

(21) Appl. No.: **29/640,422**

(22) Filed: **Mar. 14, 2018**

(51) **LOC (12) Cl.** **01-01**

(52) **U.S. Cl.**
USPC **D1/101; D1/130**

(58) **Field of Classification Search**

USPC D1/100–130, 199; 426/5, 76, 87, 92, 94, 426/95, 99, 101, 103, 108, 138–139, 143, 426/144, 279, 282, 283, 391, 514, 549, 426/660; D13/100; D24/101–104; D28/8.1; 424/467; 425/195; 34/296; D6/601
CPC .. A61K 9/2072; A61K 9/0004; A61K 9/2095; A61K 9/209

See application file for complete search history.

(56) **References Cited**

U.S. PATENT DOCUMENTS

D234,099	S	*	1/1975	Gobble	D1/129
4,784,867	A		11/1988	LaBaw et al.		
4,882,175	A		11/1989	Ream et al.		
D314,855	S	*	2/1991	Puglisi	D1/127
5,455,053	A		10/1995	Zimmermann et al.		

(Continued)

Primary Examiner — Katie Jane Stofko

(74) *Attorney, Agent, or Firm* — Barnes & Thornburg LLP; G. Peter Nichols

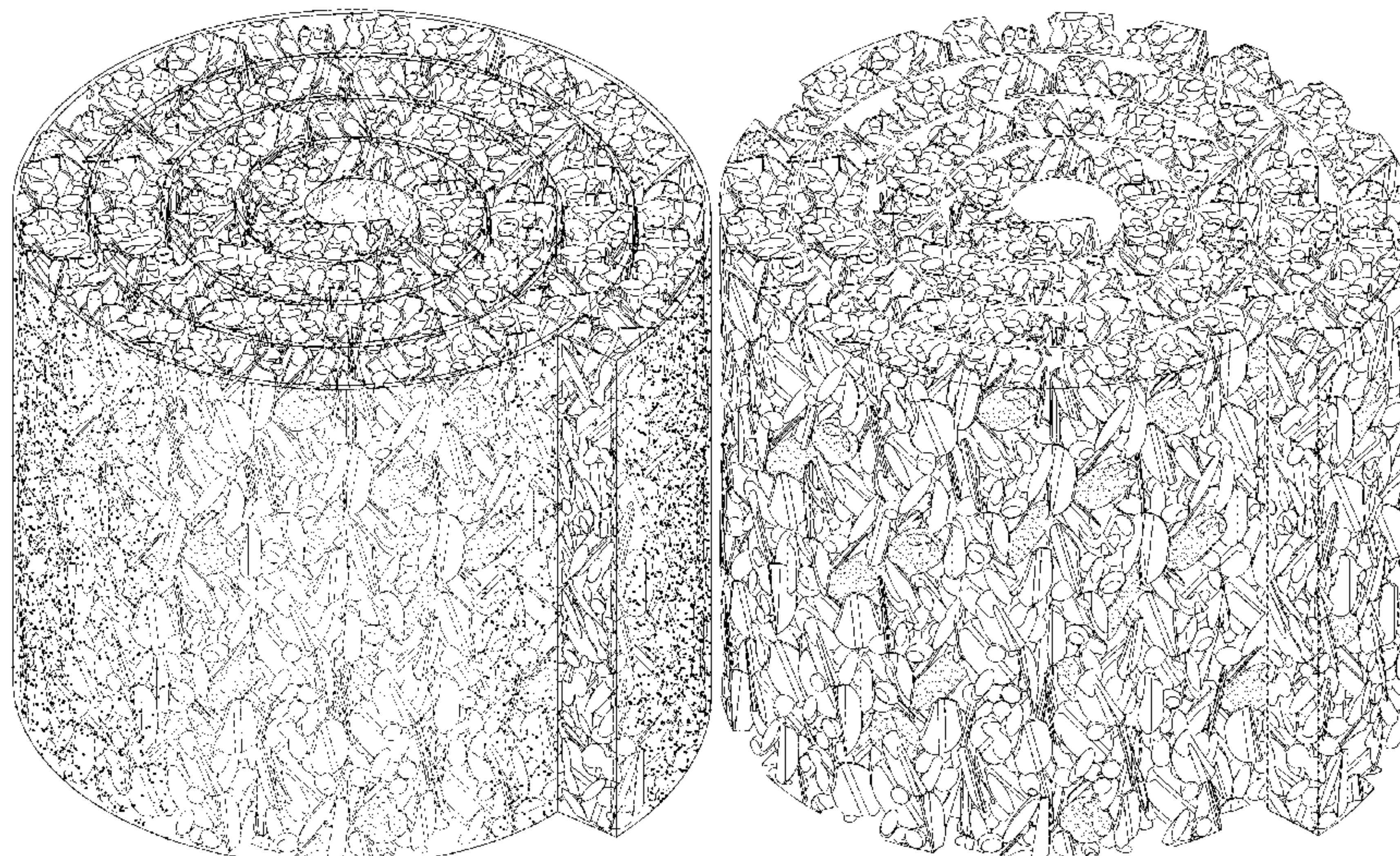
(57) **CLAIM**

The ornamental design for a snack food product, as shown and described.

DESCRIPTION

FIG. 1 is a perspective view of a snack food product according to a first embodiment;
FIG. 2 is a front view of the snack food product according to a first embodiment;
FIG. 3 is a back view of the snack food product according to a first embodiment;
FIG. 4 is a right side view of the snack food product according to a first embodiment;
FIG. 5 is a left side view of the snack food product according to a first embodiment;
FIG. 6 is a top view of the snack food product according to a first embodiment;
FIG. 7 is a bottom view of the snack food product according to a first embodiment;
FIG. 8 is a perspective view of a snack food product according to a second embodiment;
FIG. 9 is a front view of the snack food product according to a second embodiment;
FIG. 10 is a back view of the snack food product according to a second embodiment;
FIG. 11 is a right side view of the snack food product according to a second embodiment;
FIG. 12 is a left side view of the snack food product according to a second embodiment;
FIG. 13 is a top view of the snack food product according to a second embodiment; and,
FIG. 14 is a bottom view of the snack food product according to a second embodiment.
The broken lines shown in FIGS. 8, 9, 12-14 illustrate portions of the snack food product that form no part of the claimed design.

1 Claim, 14 Drawing Sheets



(56)

References Cited

U.S. PATENT DOCUMENTS

D387,491 S * 12/1997 Hester D1/102
6,468,569 B1 * 10/2002 Dunker A21D 6/001
426/293
6,878,390 B2 4/2005 Murray et al.
D512,199 S * 12/2005 Ibanez D1/129
D522,714 S * 6/2006 Tebow D1/125
7,264,835 B2 9/2007 Funk
D600,426 S * 9/2009 Dennison D1/125
7,585,531 B2 * 9/2009 Baumeister A47J 9/002
426/439
D609,877 S * 2/2010 Kadow-Dougherty D1/127
7,790,210 B2 9/2010 Funk
D715,450 S * 10/2014 Bredemeier D24/195
D732,791 S * 6/2015 Enoch D1/127
9,241,495 B2 * 1/2016 Roy A21D 2/16
D789,025 S * 6/2017 Shubert D1/101

* cited by examiner

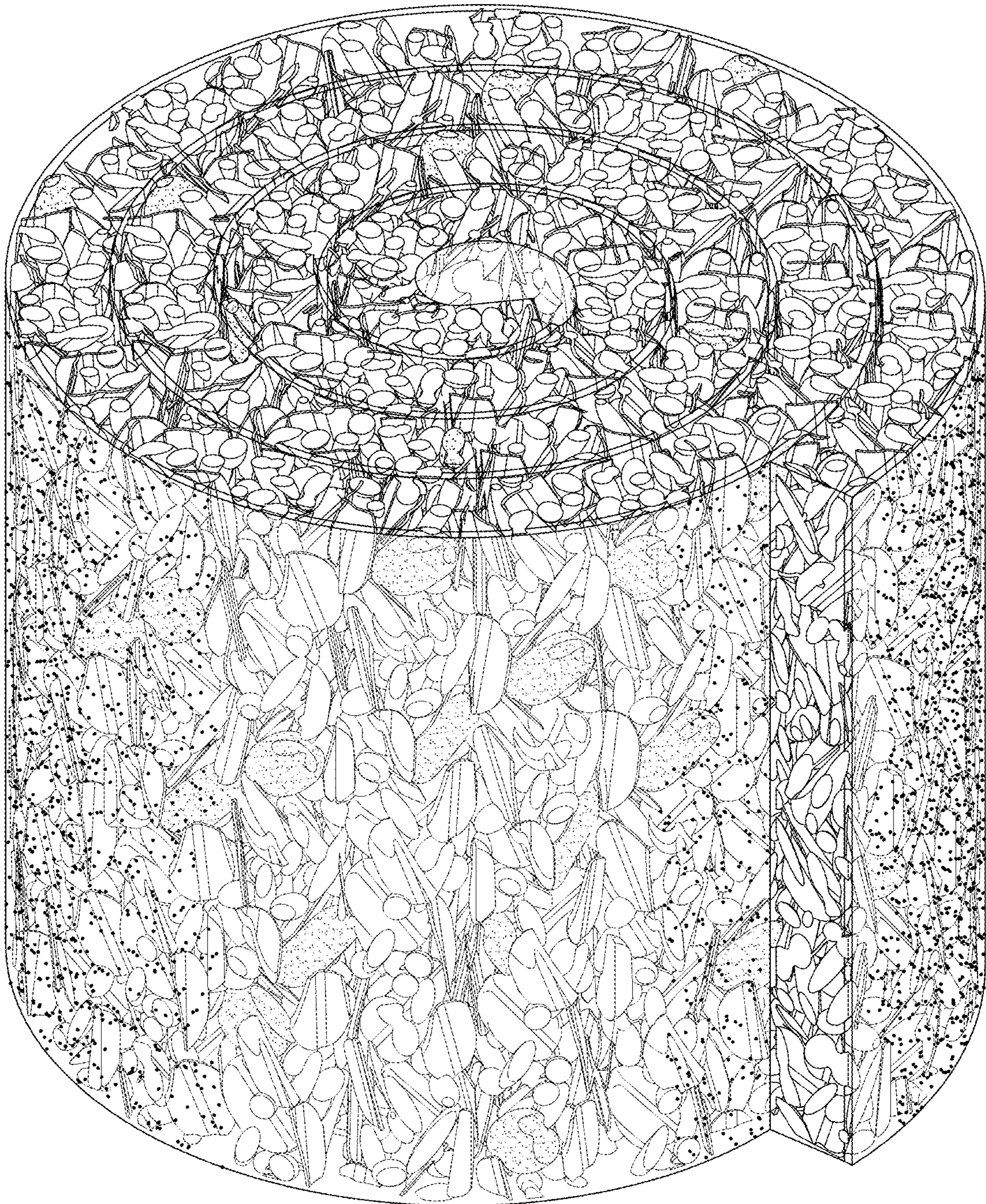


FIG. 1




FIG. 2




FIG. 3




FIG. 4




FIG. 5




FIG. 6




FIG. 7

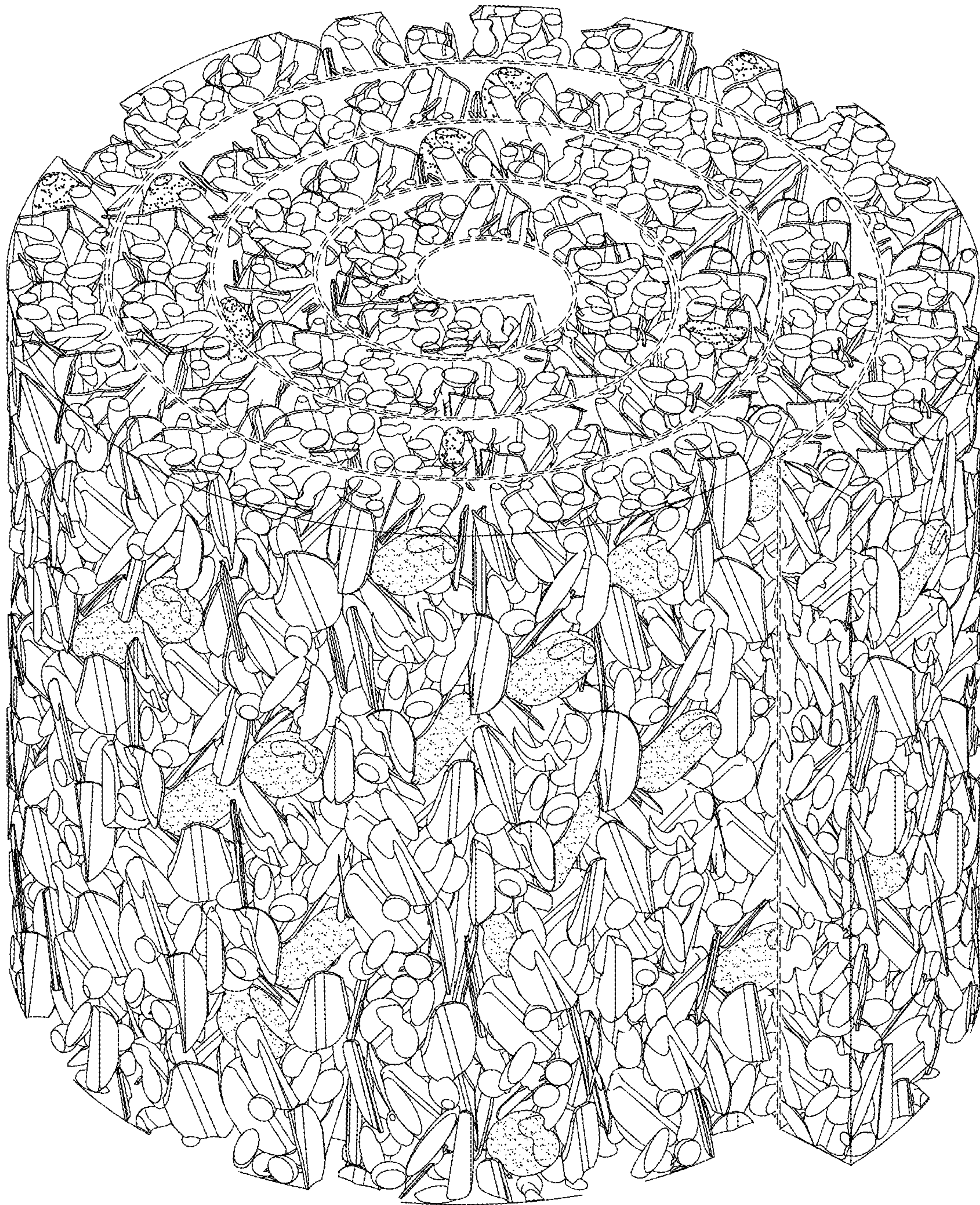


FIG. 8




FIG. 9




FIG. 10




FIG. 11




FIG. 12

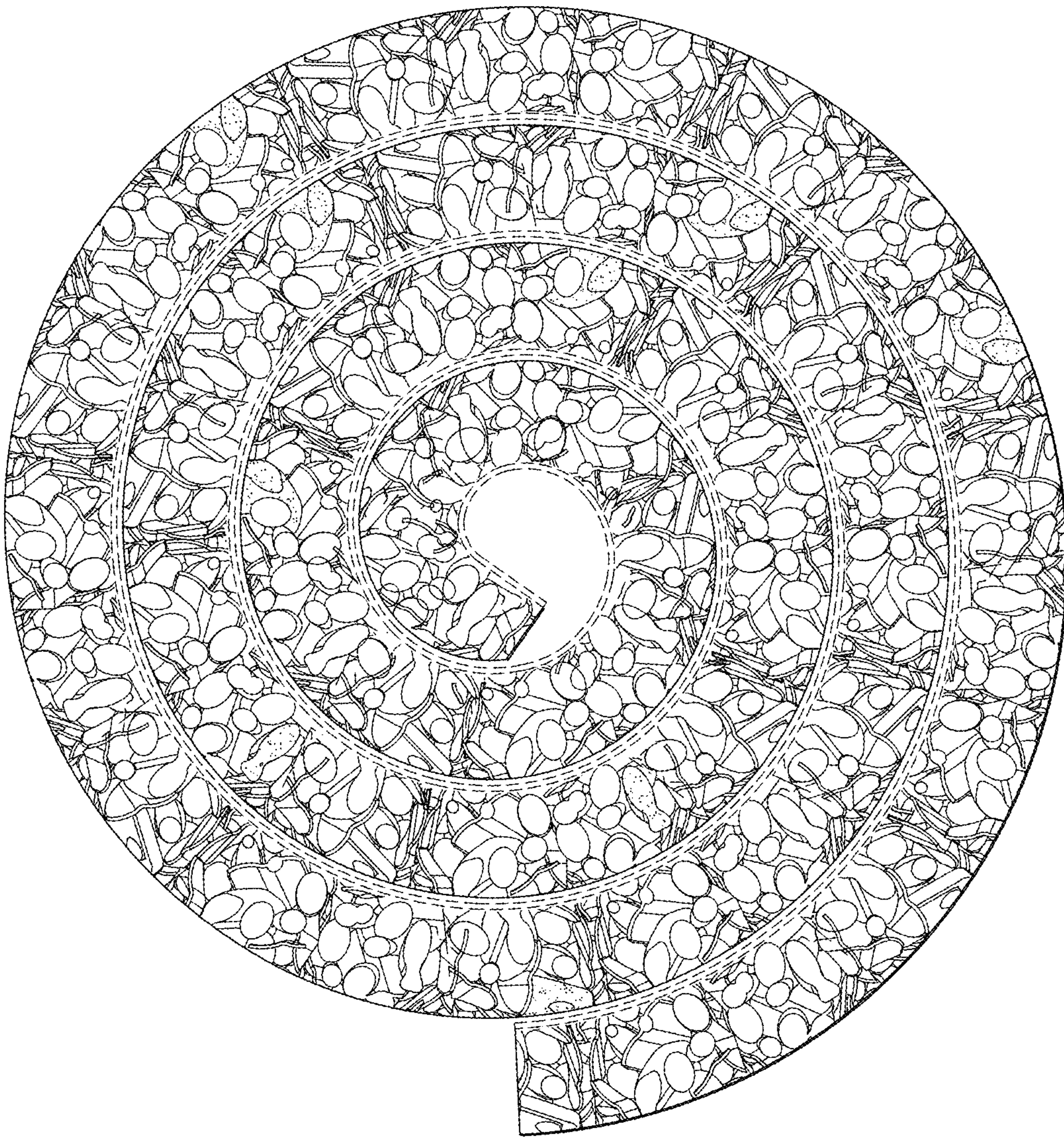


FIG. 13




FIG. 14