

US00D897600S

(12) **United States Design Patent**  
**Han et al.**

(10) **Patent No.:** **US D897,600 S**

(45) **Date of Patent:** **\*\* Sep. 29, 2020**

(54) **RAZOR HANDLE**

(71) Applicant: **DORCO CO., LTD.**, Seoul (KR)

(72) Inventors: **DaWoon Han**, Seoul (KR); **Hyosun Ahn**, Seoul (KR)

(73) Assignee: **DORCO CO., LTD.**, Seoul (KR)

(\*\*) Term: **15 Years**

(21) Appl. No.: **29/671,436**

(22) Filed: **Nov. 27, 2018**

(30) **Foreign Application Priority Data**

May 28, 2018 (KR) ..... 30-2018-0024725

(51) **LOC (12) Cl.** ..... **28-03**

(52) **U.S. Cl.**  
USPC ..... **D28/48**

(58) **Field of Classification Search**  
USPC ..... D28/46-48  
CPC ..... B26B 21/00-06; B26B 21/08-38; B26B  
21/44-50; B26B 21/405-4056; B26B  
21/52-528  
See application file for complete search history.

(56) **References Cited**

**U.S. PATENT DOCUMENTS**

D478,687 S \* 8/2003 Provost ..... D28/48  
D739,604 S \* 9/2015 Christie ..... D28/48  
D745,215 S \* 12/2015 Go ..... D28/48  
D750,324 S \* 2/2016 Bae ..... D28/48  
D773,734 S \* 12/2016 Li ..... D28/48

D775,422 S \* 12/2016 Faktorovich ..... D28/46  
D789,609 S \* 6/2017 Kong ..... D28/48  
D792,025 S \* 7/2017 Faktorovich ..... D28/48  
D812,815 S \* 3/2018 Psimadas ..... D28/48  
D843,658 S \* 3/2019 Kong ..... D28/48  
D861,251 S \* 9/2019 Cabrera ..... D28/46  
D863,681 S \* 10/2019 Jin ..... D28/48  
D864,482 S \* 10/2019 Goeder ..... D28/48  
D882,174 S \* 4/2020 Goeder ..... D28/48  
D883,571 S \* 5/2020 Psimadas ..... D28/48  
2020/0114535 A1 \* 4/2020 Wattam ..... B26B 21/522

**OTHER PUBLICATIONS**

Dorco Eve 3, www.razorsbydorco.uk, 1 page, downloaded Aug. 1, 2020.\*

\* cited by examiner

*Primary Examiner* — Jennifer Rivard

(74) *Attorney, Agent, or Firm* — Lee, Hong, Degerman, Kang & Waimey

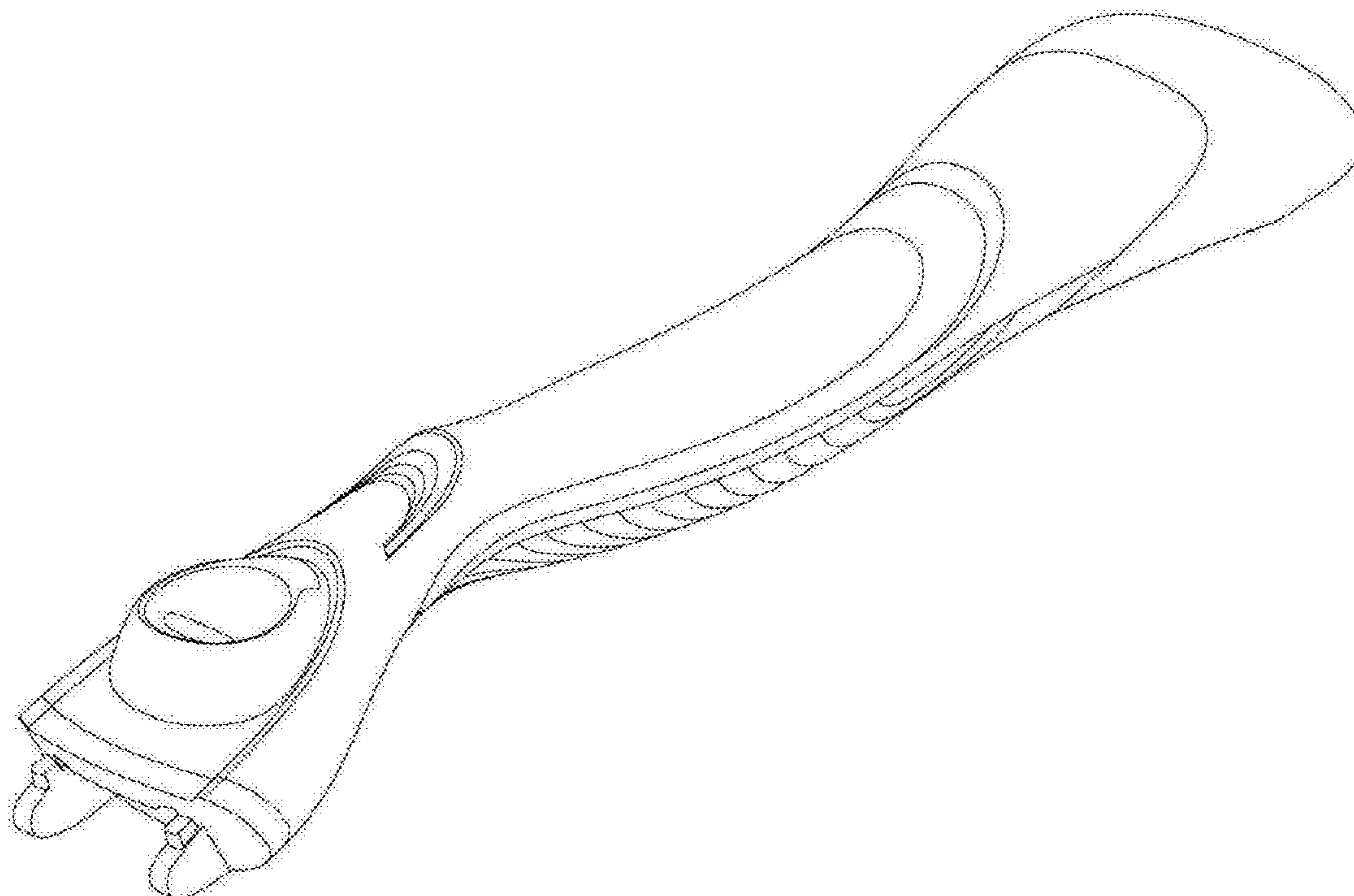
(57) **CLAIM**

The ornamental design for a razor handle, as shown and described.

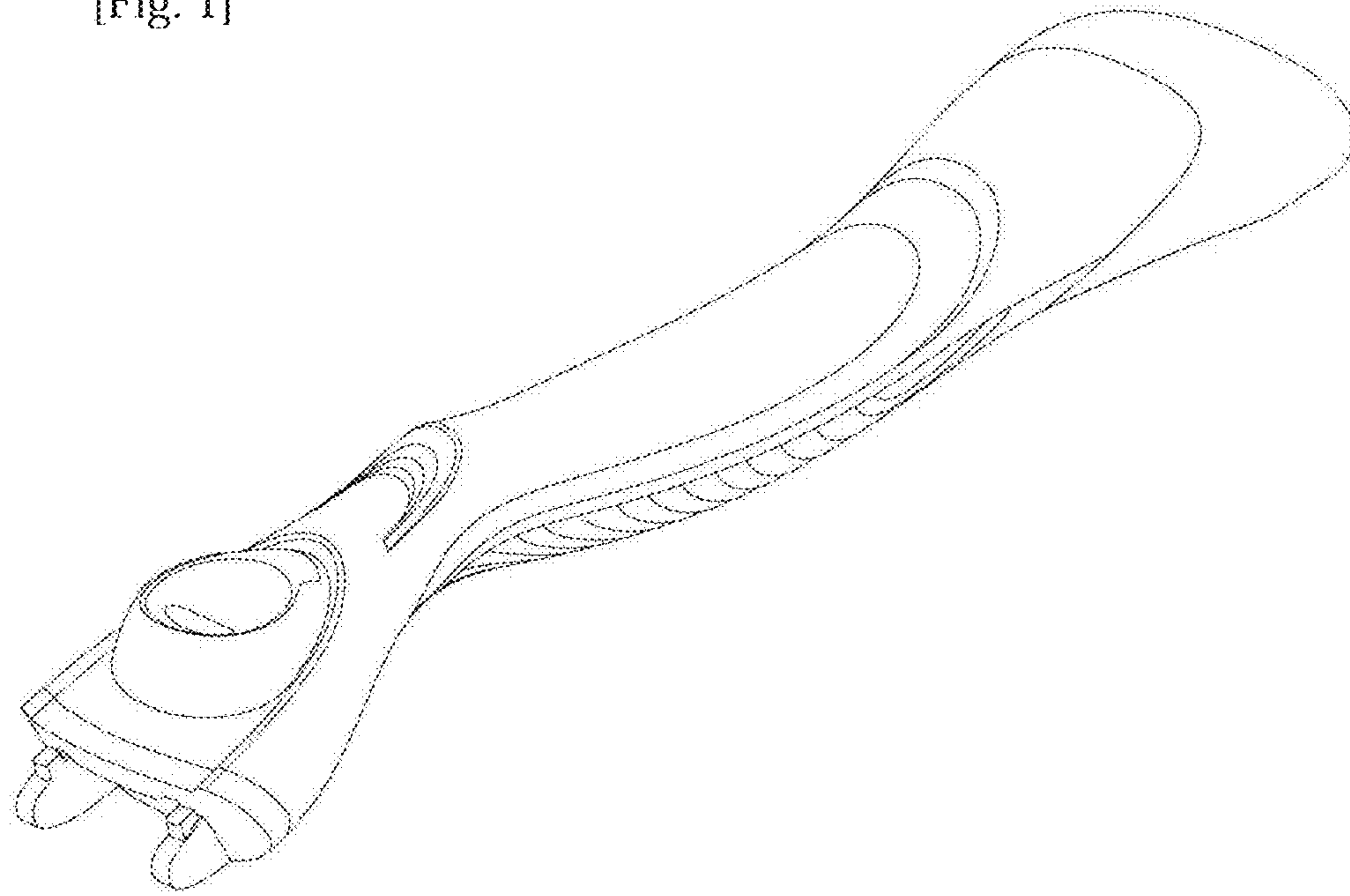
**DESCRIPTION**

FIG. 1 is a perspective view of a razor handle showing the new design;  
FIG. 2 is a front view thereof;  
FIG. 3 is a rear view thereof;  
FIG. 4 is a left side view thereof;  
FIG. 5 is a right side view thereof;  
FIG. 6 is a top view thereof; and,  
FIG. 7 is a bottom view thereof.

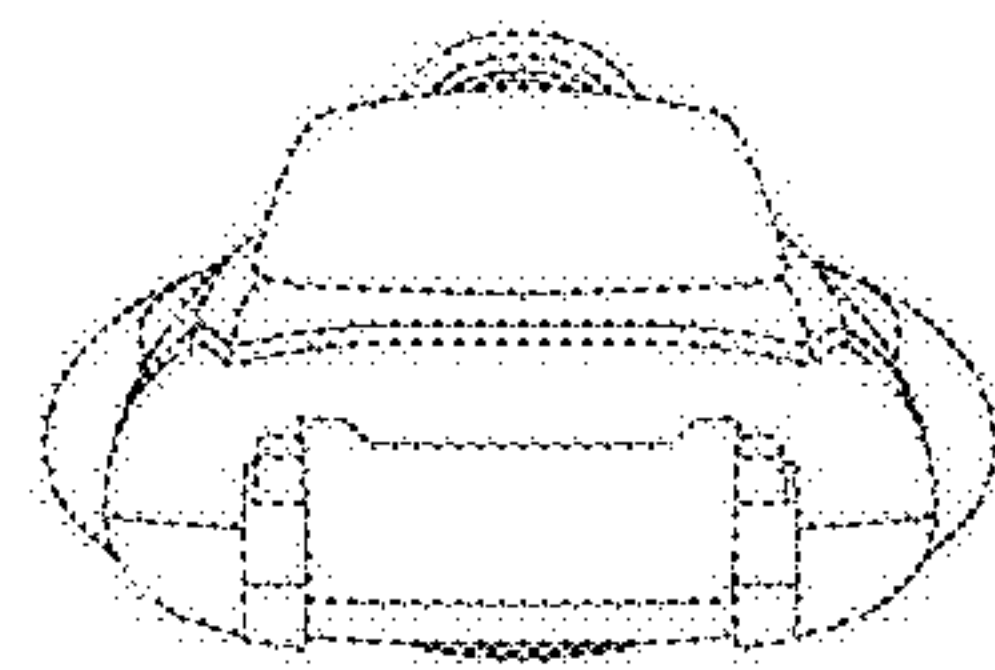
**1 Claim, 7 Drawing Sheets**



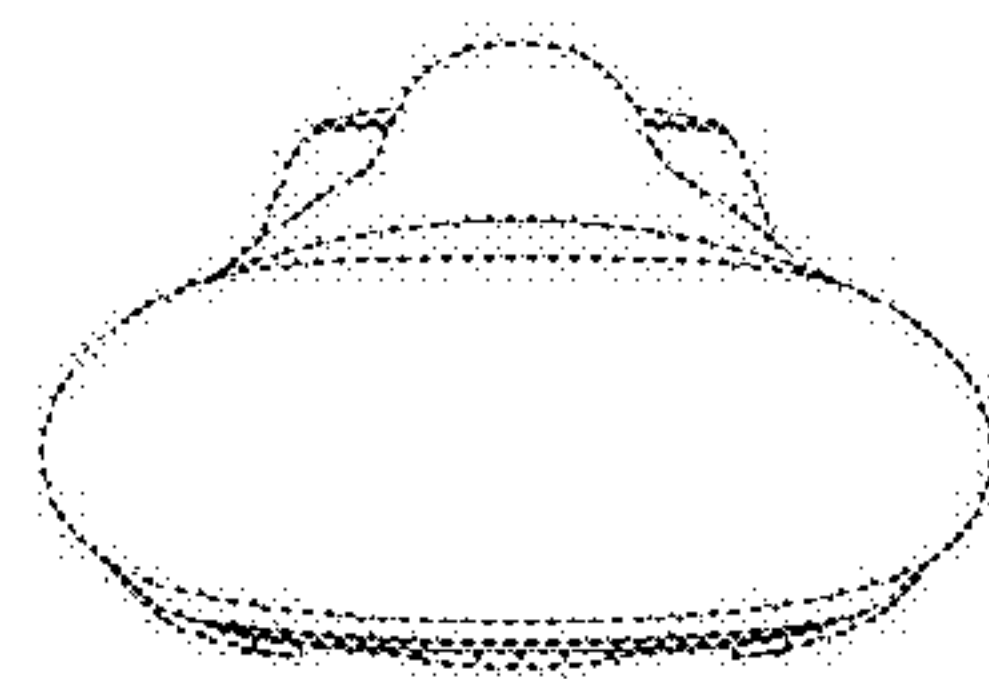
[Fig. 1]




[Fig. 2]




[Fig. 3]



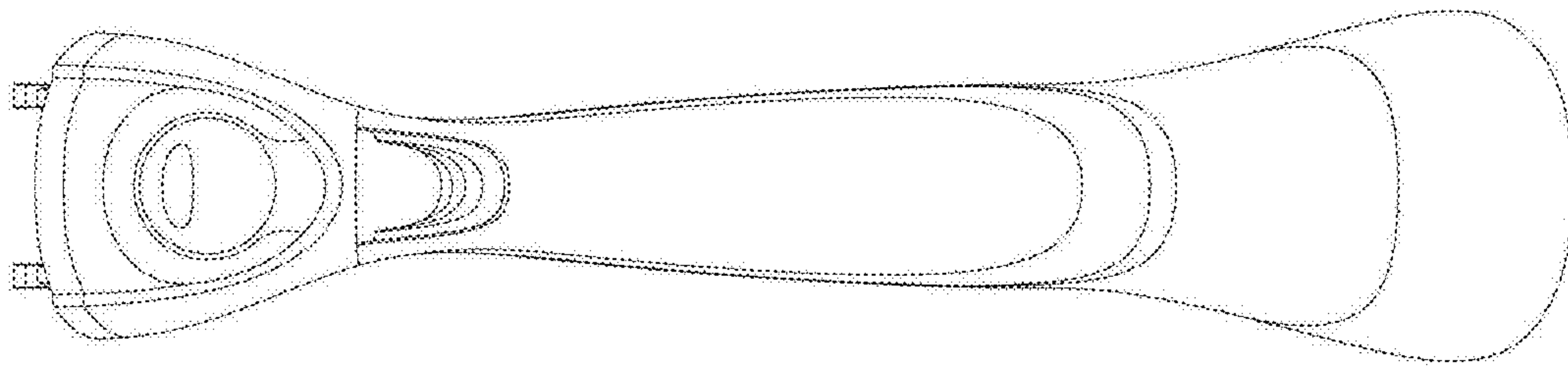
[Fig. 4]



[Fig. 5]



[Fig. 6]



[Fig. 7]

