



US00D897547S

(12) **United States Design Patent** (10) **Patent No.:** **US D897,547 S**
Kuehl et al. (45) **Date of Patent:** **** Sep. 29, 2020**

(54) **ANKLE BRACE**

(71) Applicant: **MUELLER SPORTS MEDICINE, INC.**, Prairie du Sac, WI (US)

(72) Inventors: **Sarah Kuehl**, Madison, WI (US);
Kayla Daken, Prairie du Sac, WI (US)

(73) Assignee: **Mueller Sports Medicine, Inc.**, Prairie du Sac, WI (US)

(**) Term: **15 Years**

(21) Appl. No.: **29/691,746**

(22) Filed: **May 18, 2019**

(51) **LOC (12) Cl.** **24-01**

(52) **U.S. Cl.**
USPC **D24/192**

(58) **Field of Classification Search**
USPC D24/155, 188-190, 200, 206, 231, 150,
D24/172; D29/105-107, 100, 120.1
CPC A61F 5/0111; A61F 13/065; A61F 13/066;
A61F 5/05875
See application file for complete search history.

(56) **References Cited**

U.S. PATENT DOCUMENTS

D395,514 S *	6/1998	Stano	D24/192
D412,581 S *	8/1999	Brennan	D24/192
D454,200 S *	3/2002	Lamping	D24/192
D497,207 S *	10/2004	Slautterback	D24/192
7,115,105 B2 *	10/2006	Cropper	A61F 5/0111 602/27
D722,382 S *	2/2015	Lee	D24/192
D756,076 S *	5/2016	Branum	D2/910
D814,043 S *	3/2018	Danek	D24/192
D834,205 S *	11/2018	Ducharme	D24/192
D844,156 S *	3/2019	Voskuilen	D24/192
D878,605 S *	3/2020	Fleming	D24/188
D884,910 S *	5/2020	Schiaparelli	D24/192

D885,594 S *	5/2020	Schiaparelli	D24/192
2005/0085755 A1 *	4/2005	Rabe	A61F 5/0111 602/27
2014/0188026 A1 *	7/2014	Gaylord	A61F 5/0111 602/27

OTHER PUBLICATIONS

Amazon. Mueller Sports Medicine The One Ankle Brace Premium, Black, Medium. No date specified. https://www.amazon.com/Mueller-Sports-Medicine-Premium-Medium/dp/B07NPRV5NJ?ref_ast_sto_dp&th=1 (Year: 0).
Big. 5 Sporting Goods. Mueller The One Premium Ankle Brace. No date specified. <https://www.big5sportinggoods.com/store/details/mueller-the-one-premium-ankle-brace/2350105354888> (Year: 0).*

* cited by examiner

Primary Examiner — Darcey E Gottschalk
(74) *Attorney, Agent, or Firm* — Rick L. Abegglen

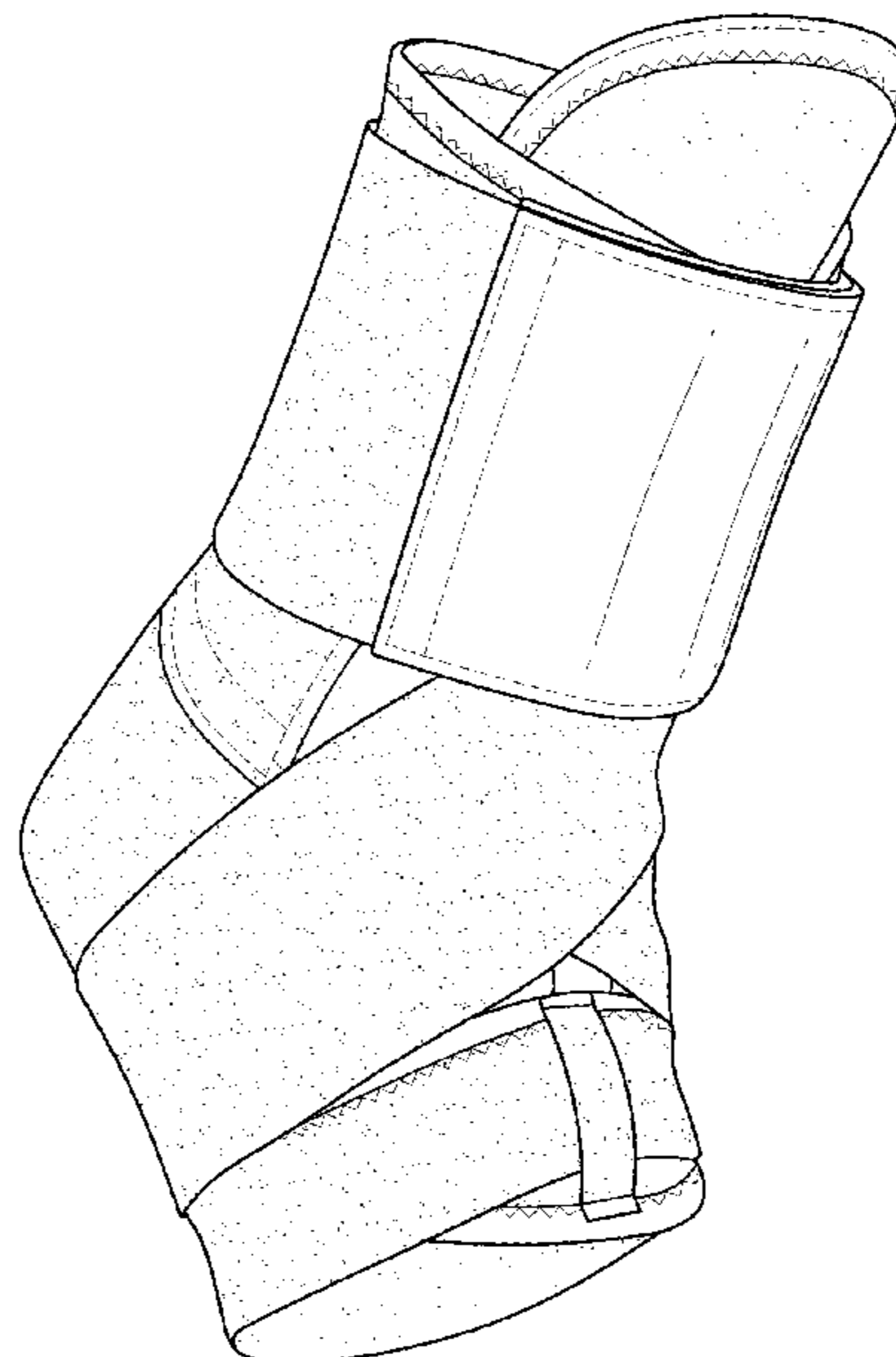
(57) **CLAIM**

We claim the ornamental design for an ankle brace, as shown and described.

DESCRIPTION

FIG. 1 is a perspective view in an ankle brace;
FIG. 2 is a right elevation view of the ankle brace of FIG. 1;
FIG. 3 is a left elevation view of the ankle brace of FIG. 1;
FIG. 4 is a back elevation view of the ankle brace of FIG. 1;
FIG. 5 is a front elevation view of the ankle brace of FIG. 1;
FIG. 6 is a top plan view of the ankle brace of FIG. 1; and,
FIG. 7 is a bottom plan view of the ankle brace of FIG. 1.

1 Claim, 7 Drawing Sheets



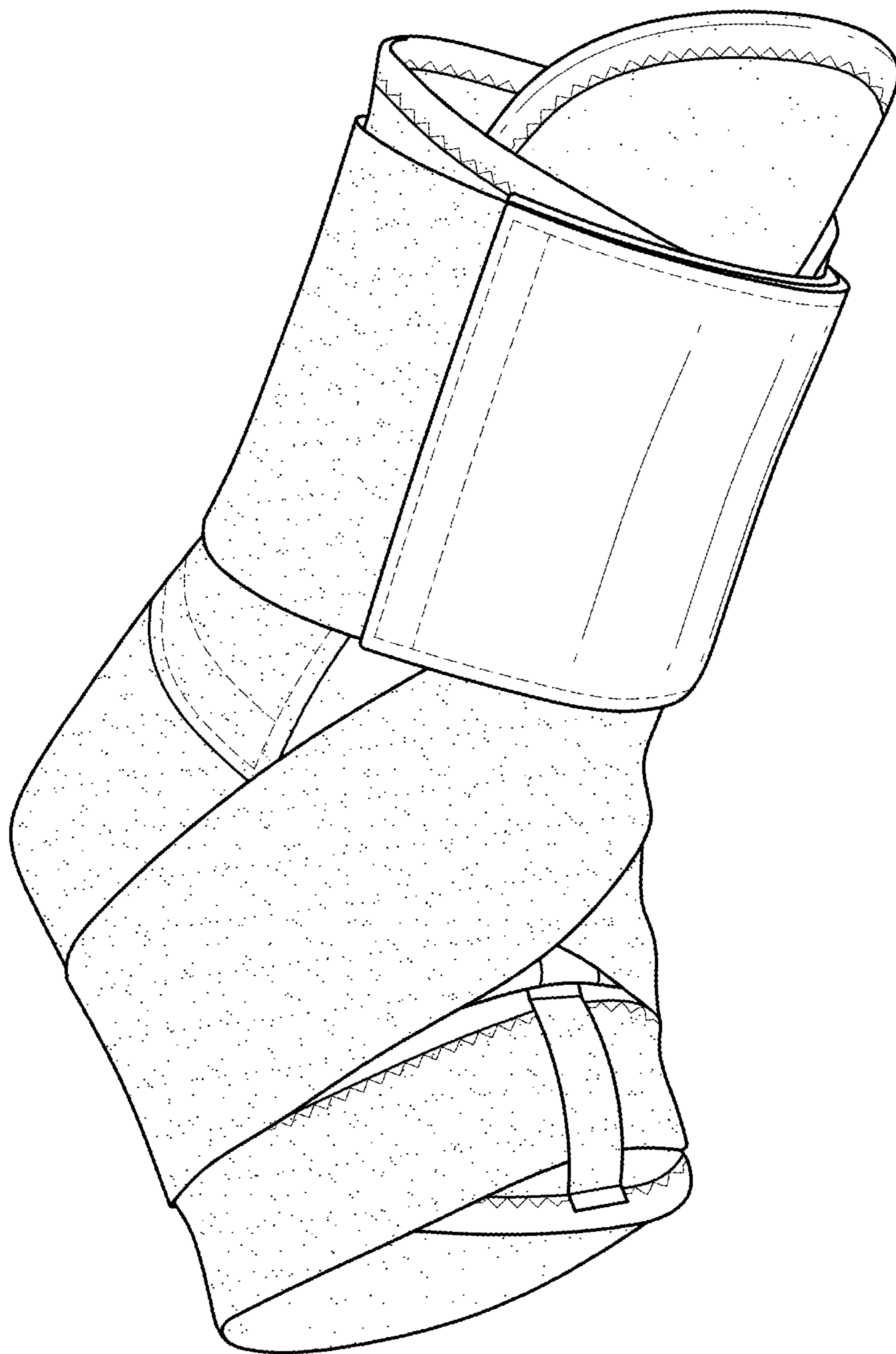


FIG. 1

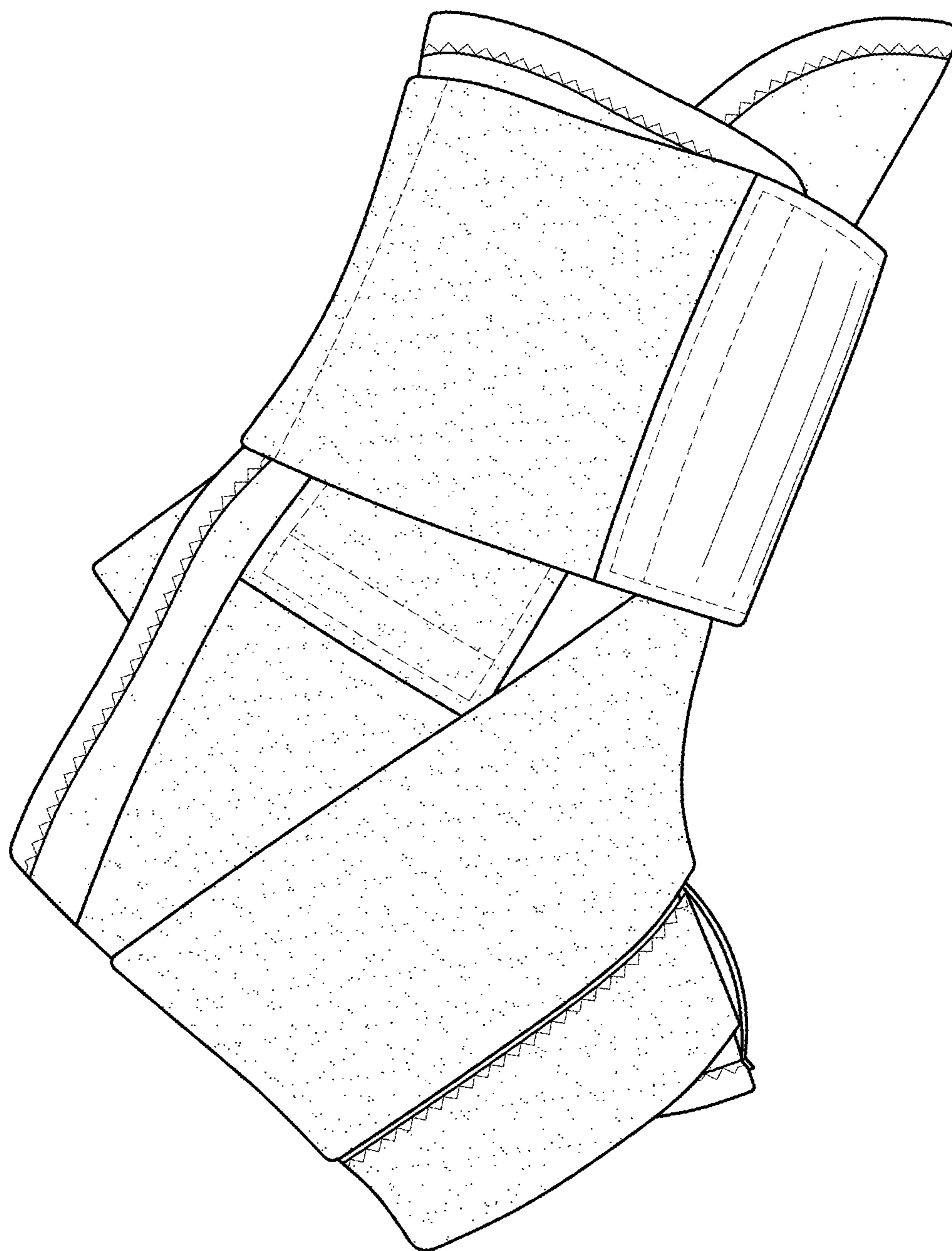


FIG. 2

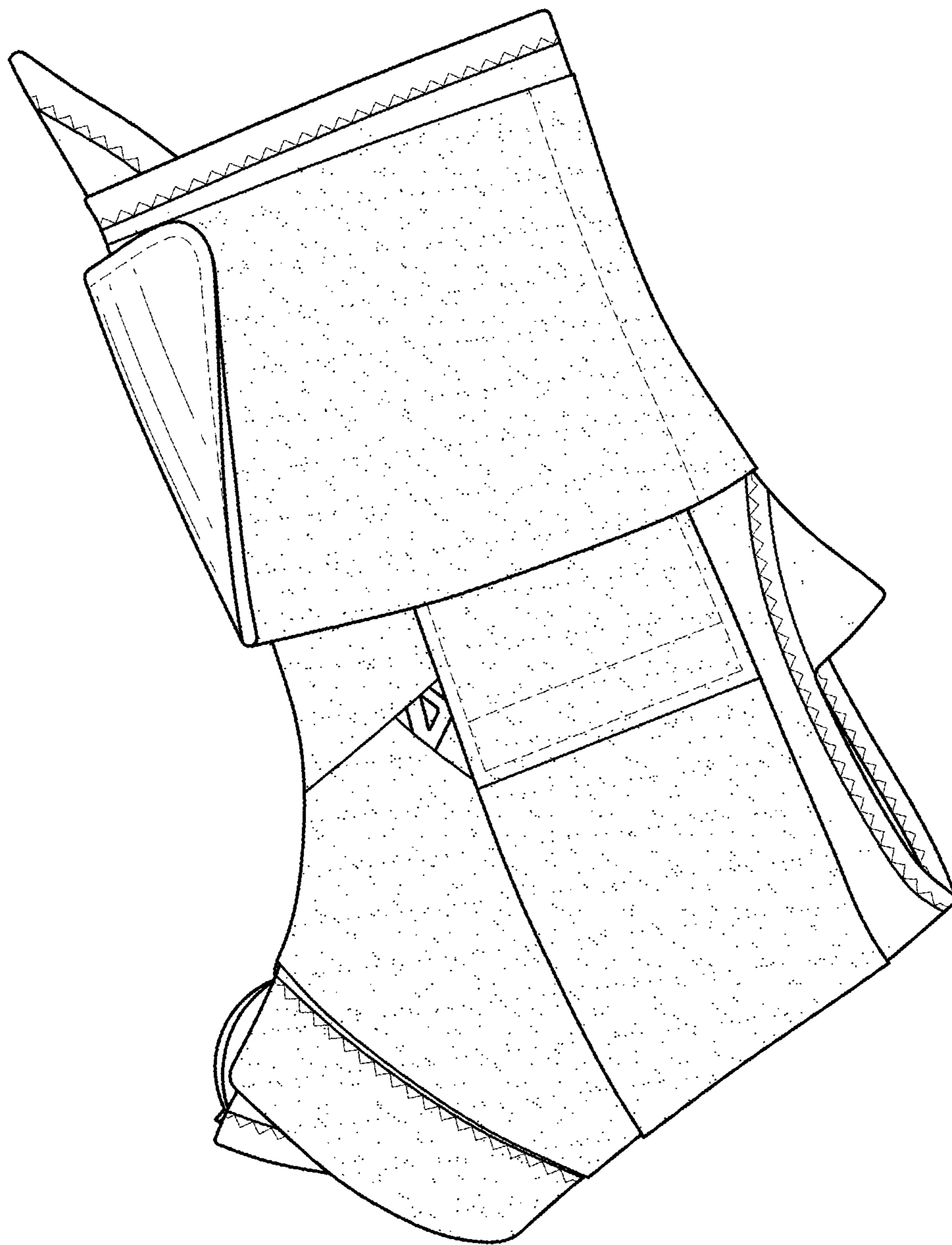


FIG. 3

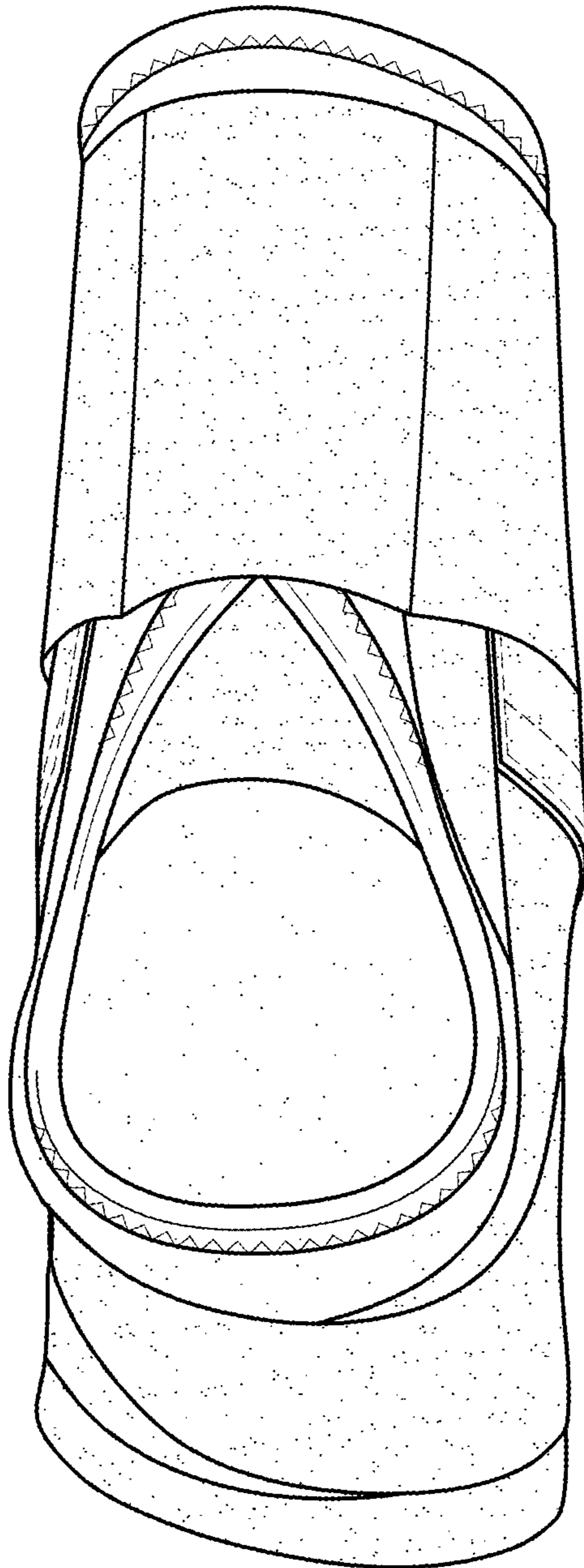


FIG. 4

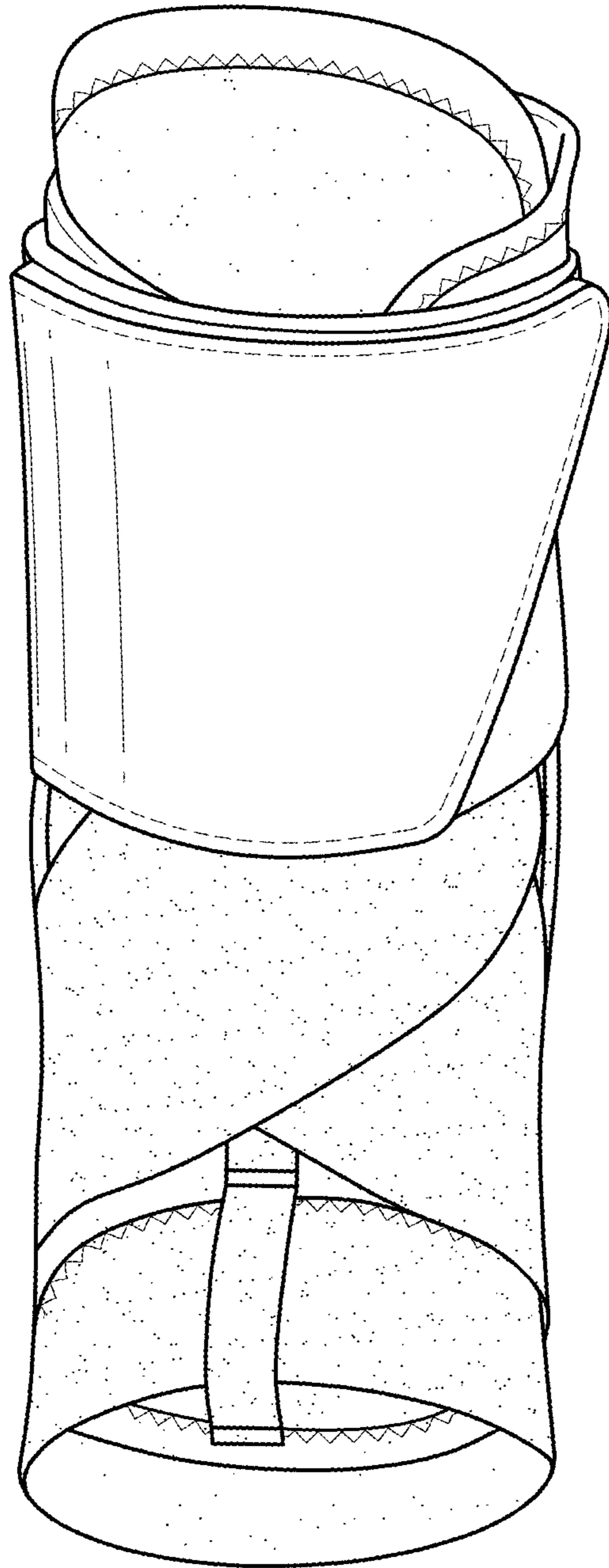


FIG. 5

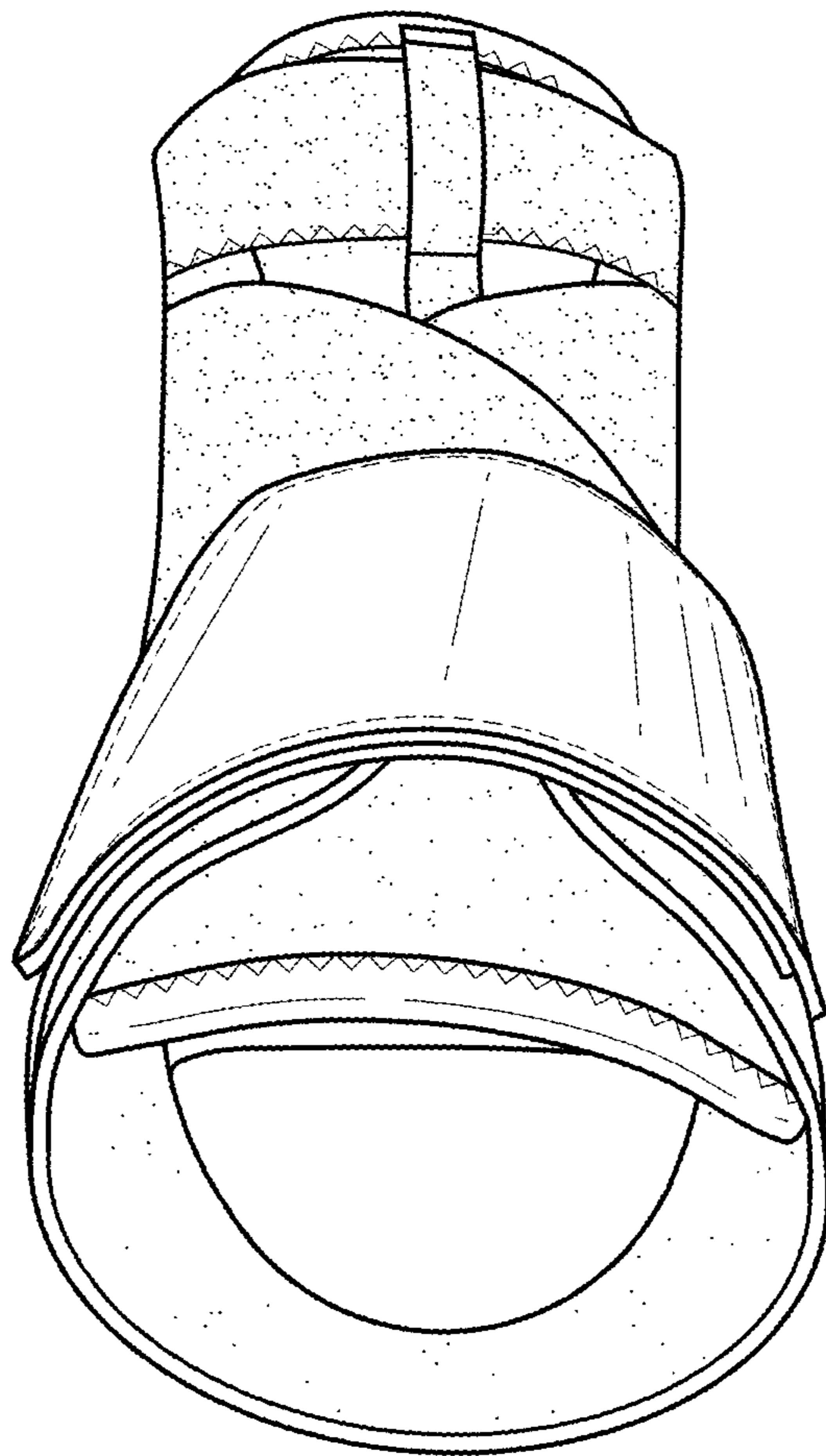


FIG. 6

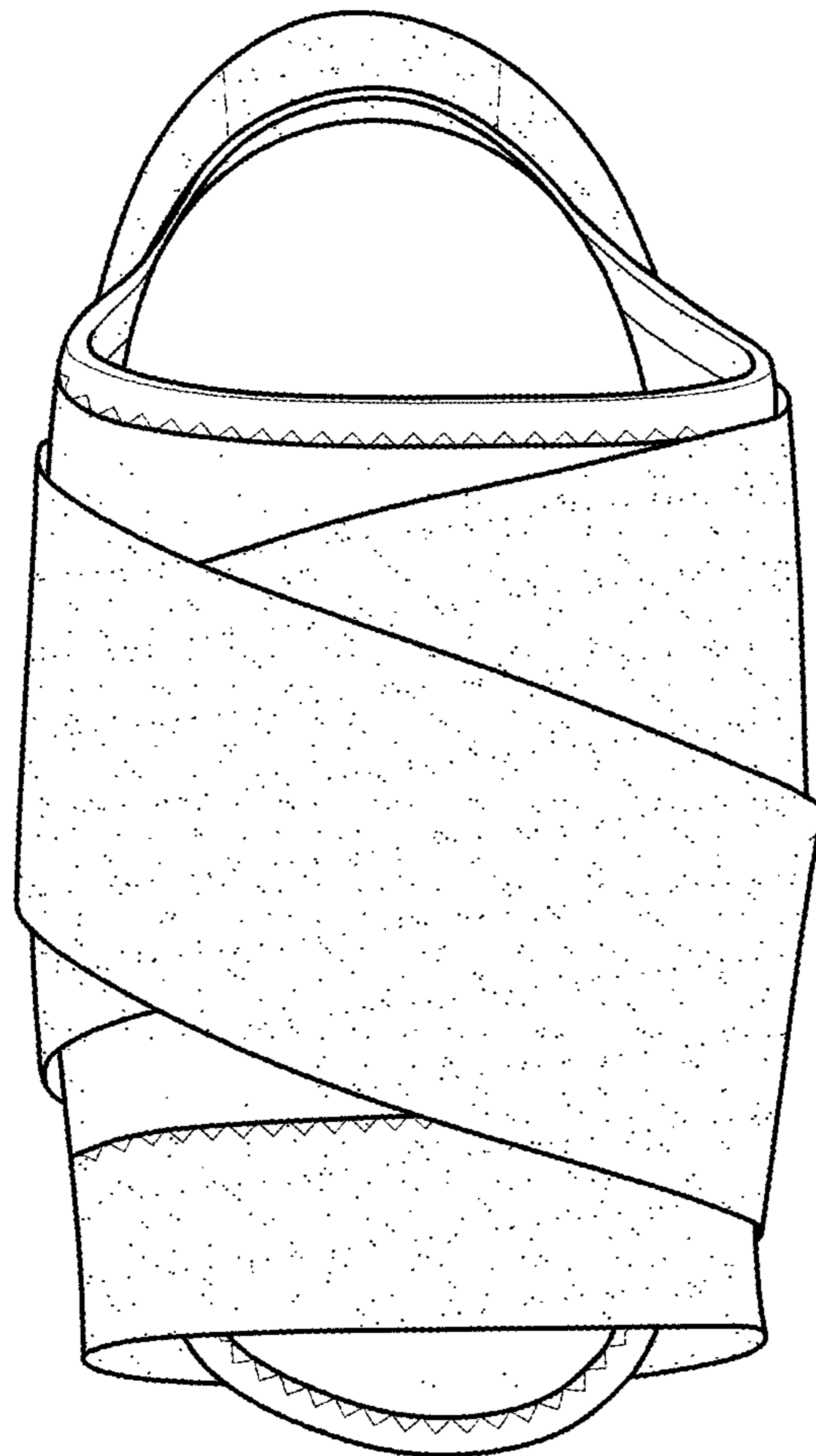


FIG. 7