



US00D897533S

(12) **United States Design Patent**
Bradley

(10) **Patent No.:** **US D897,533 S**

(45) **Date of Patent:** **** Sep. 29, 2020**

(54) **ORAL THERAPY DEVICE**

(71) Applicant: **Carolyn Susanne Bradley**, Norman, OK (US)

(72) Inventor: **Carolyn Susanne Bradley**, Norman, OK (US)

(**) Term: **15 Years**

(21) Appl. No.: **29/659,791**

(22) Filed: **Aug. 13, 2018**

(51) **LOC (12) Cl.** **24-02**

(52) **U.S. Cl.**
USPC **D24/152**

(58) **Field of Classification Search**
USPC D4/100, 101, 102, 104, 108, 110, 111,
D4/127, 129; D24/107, 139, 146, 152,
D24/158, 176, 193, 194
CPC A61C 15/00; A61C 15/047; A61C 15/048;
A61C 17/16; A61C 17/18; A61C 17/32;
A61C 17/34; A61C 3/06; A46B 5/0008;
A46B 5/0095; A46B 2200/10; A46B
2200/108; A46B 2200/1026; A46B
2200/1066; A46B 2200/1073; A46B 9/04;
A61B 1/24

See application file for complete search history.

(56) **References Cited**

U.S. PATENT DOCUMENTS

D382,641 S *	8/1997	Gore	D24/139
D437,936 S *	2/2001	Guy	D24/112
D475,784 S *	6/2003	Latone	D24/139
D673,284 S	12/2012	Lowsky		
D830,699 S *	10/2018	Liu	D4/101
D863,772 S *	10/2019	Hu	D4/101
D869,654 S *	12/2019	Elazar	D24/139
D875,403 S *	2/2020	Choi	D4/101

OTHER PUBLICATIONS

Ark's Popette Tip, "Sprout Shell Chic Infant Carrier Covers," [online] web page retrieved from <https://www.arktherapeutic.com/arks-popette-tip>, Kaysville, UT. The first publication date of the reference is unknown. This document was published prior to the effective filing date of the instant application, namely, Jun. 12, 2014, and prior to any foreign priority date of the present application. [retrieved on Mar. 24, 2014].

* cited by examiner

Primary Examiner — Wan Laymon

Assistant Examiner — Clint A Samuel

(74) *Attorney, Agent, or Firm* — Mary M. Lee

(57) **CLAIM**

The ornamental design for an oral therapy device, as shown and described.

DESCRIPTION

FIG. 1 is a front perspective view of the oral therapy device showing my new design;
FIG. 2 is a rear perspective view thereof;
FIG. 3 is a front elevational view thereof;
FIG. 4 is a rear elevational view thereof;
FIG. 5 is a left side elevational view thereof;
FIG. 6 is a right side elevational view thereof;
FIG. 7 is a top plan view thereof; and,
FIG. 8 is a bottom plan view thereof.

The broken line showing of the motorized handle in FIGS. 1 and 2 is included for the purpose of illustrating environment of the article and forms no part of the claimed design. The broken lines in FIG. 8 represent unclaimed portions of the oral therapy device and form no part of the claimed design.

1 Claim, 5 Drawing Sheets






FIG. 1

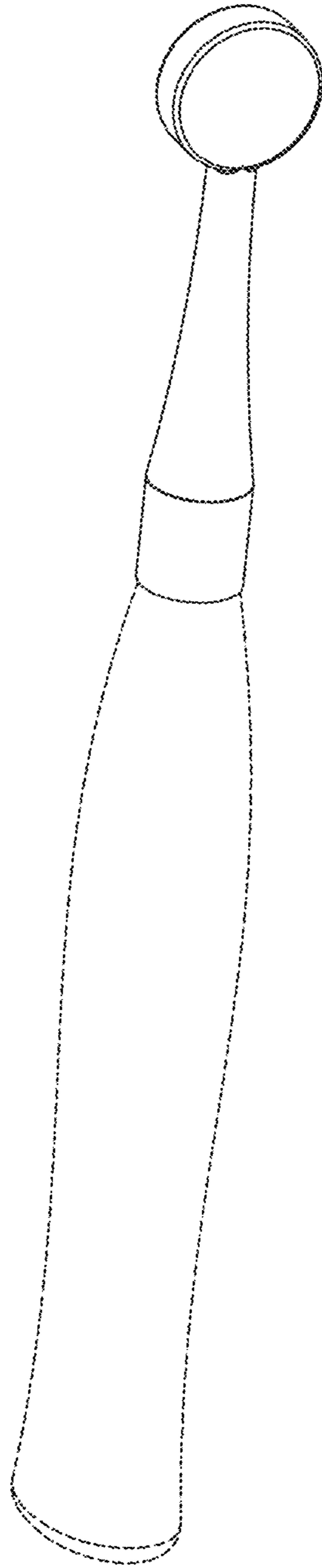


FIG. 2

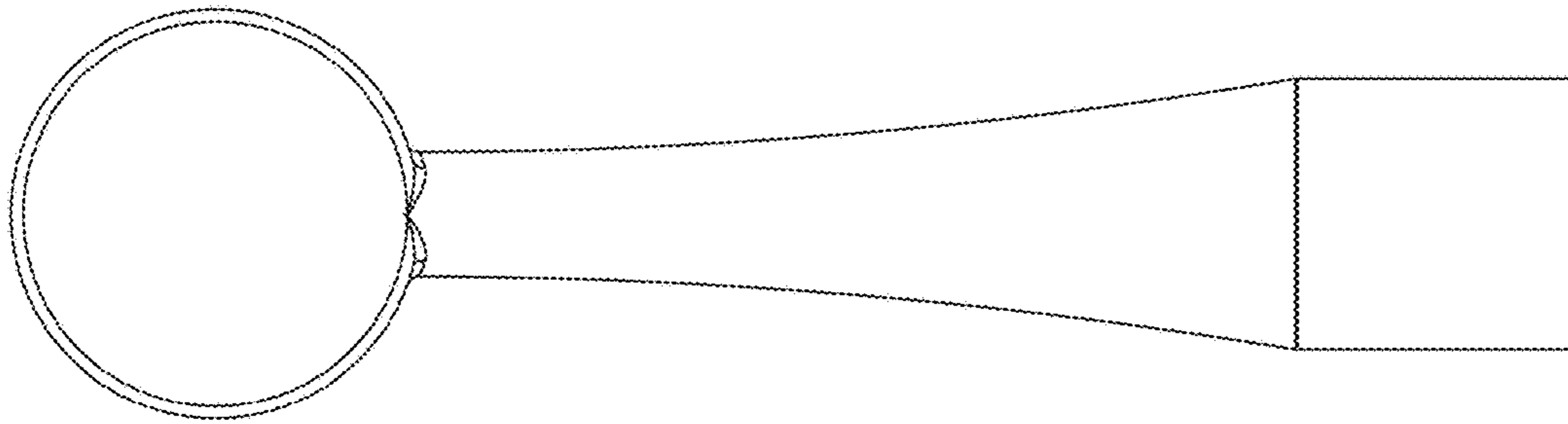


FIG. 4

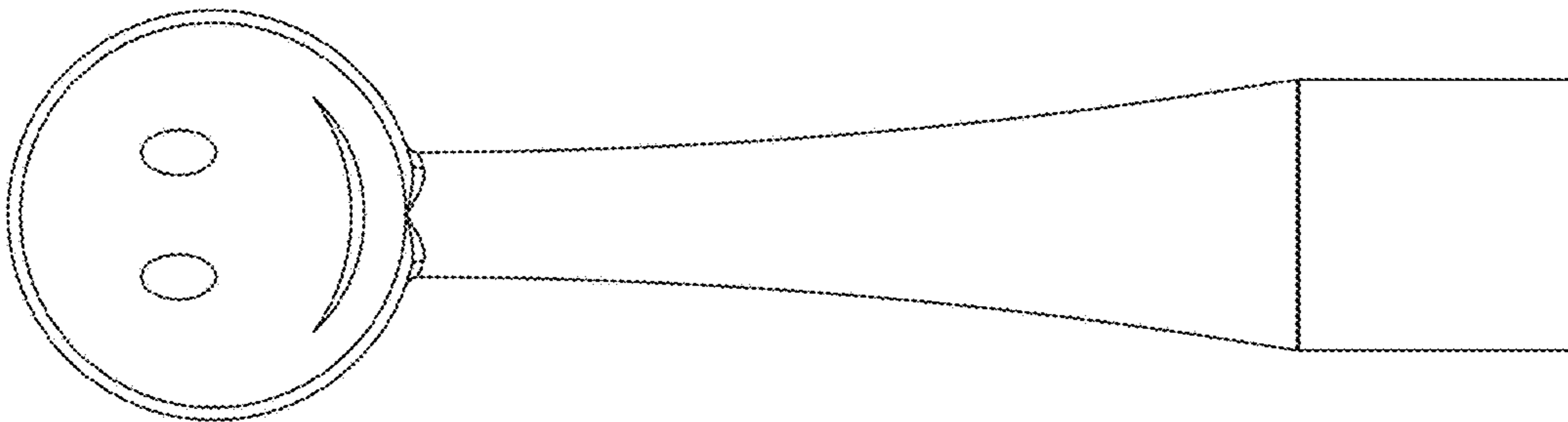


FIG. 3

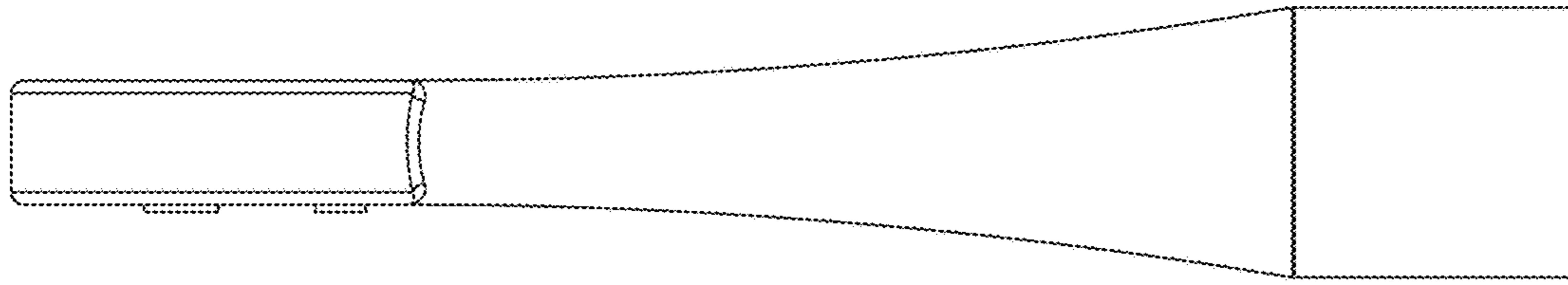


FIG. 5

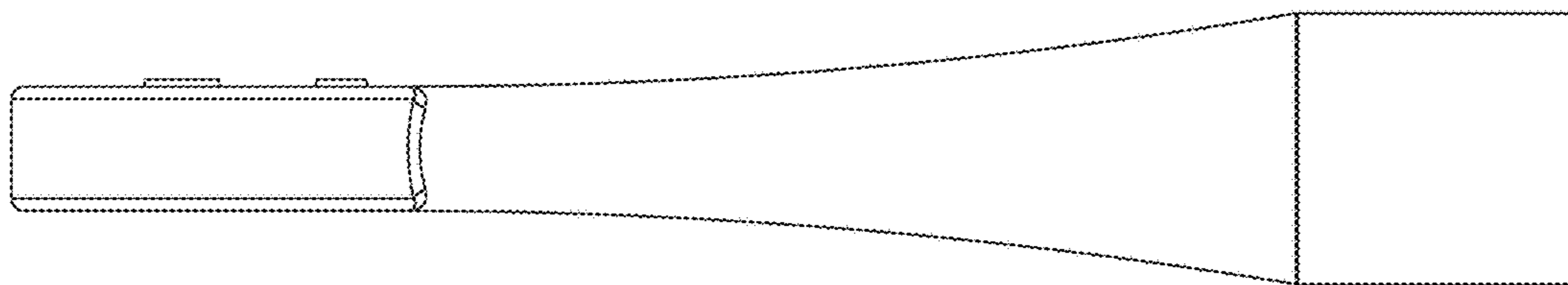


FIG. 6

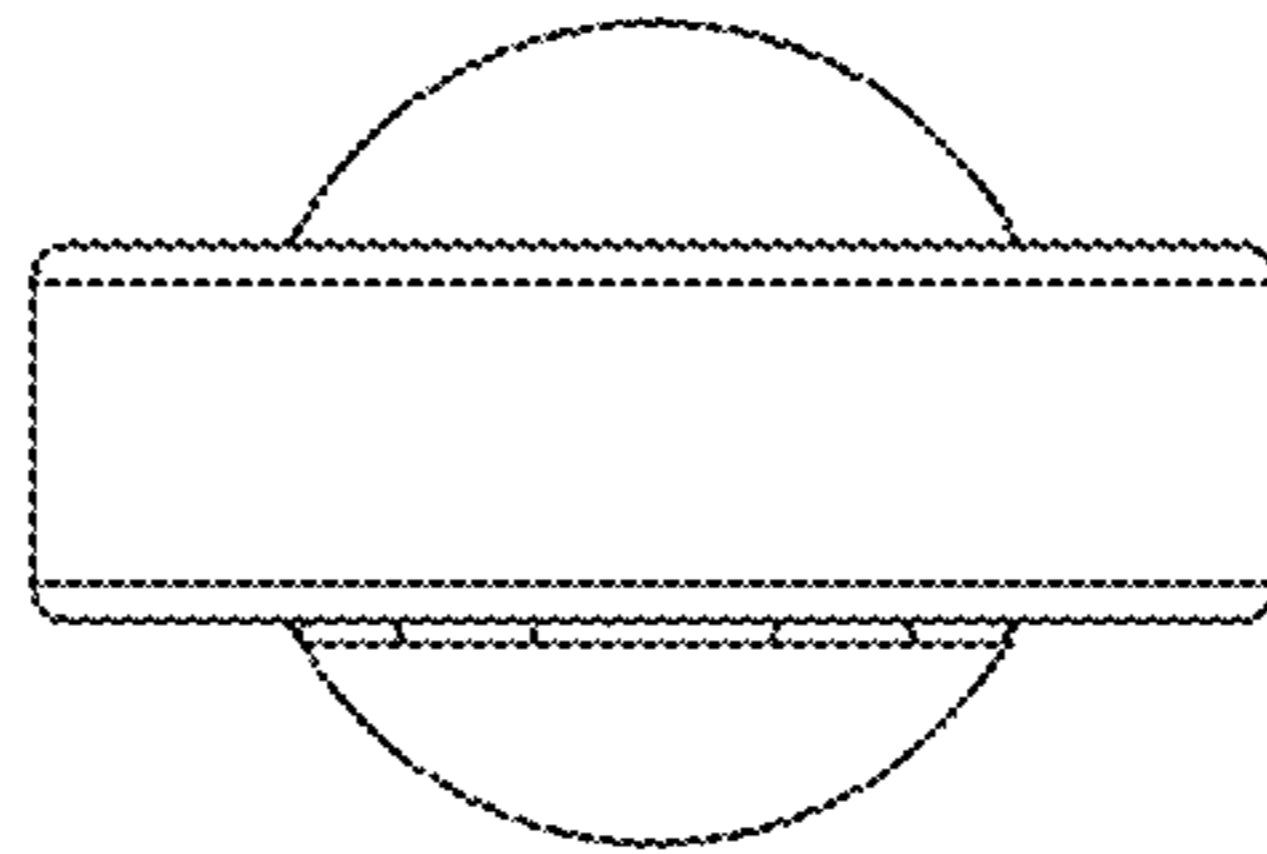


FIG. 7

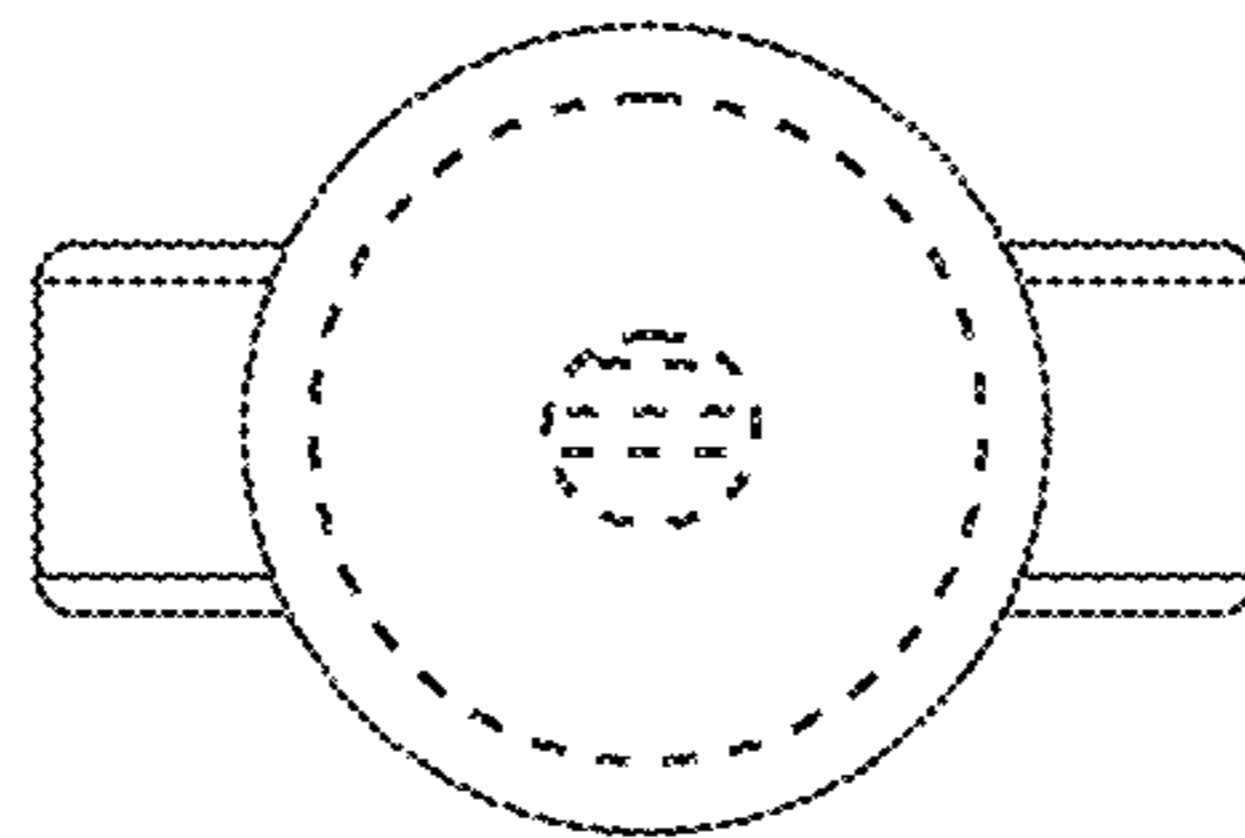


FIG. 8