



US00D897531S

(12) **United States Design Patent** (10) **Patent No.:** **US D897,531 S**
Harris et al. (45) **Date of Patent:** **** Sep. 29, 2020**

(54) **STAPLING HEAD FEATURE FOR A SURGICAL STAPLER**

(71) Applicant: **ETHICON LLC**, Guaynabo, PR (US)

(72) Inventors: **Jason L. Harris**, Lebanon, OH (US);
Frederick E. Shelton, IV, Hillsboro, OH (US); **Gregory J. Bakos**, Mason, OH (US)

(73) Assignee: **Ethicon LLC**, Guaynabo, PR (US)

(**) Term: **15 Years**

(21) Appl. No.: **29/665,699**

(22) Filed: **Oct. 5, 2018**

Related U.S. Application Data

(62) Division of application No. 29/594,335, filed on Feb. 17, 2017, now Pat. No. Des. 833,010.

(51) **LOC (12) Cl.** **24-02**

(52) **U.S. Cl.**
USPC **D24/145**

(58) **Field of Classification Search**
USPC D24/145; 227/175.1, 179.1
CPC A61B 17/068; A61B 17/072; A61B 17/07207; A61B 17/064; A61B 17/115; A61B 17/1155

See application file for complete search history.

(56) **References Cited**

U.S. PATENT DOCUMENTS

5,205,459	A	4/1993	Brinkerhoff et al.	
5,271,544	A	12/1993	Fox et al.	
5,292,053	A	3/1994	Bilotti et al.	
5,333,773	A	8/1994	Main et al.	
8,215,533	B2 *	7/2012	Viola	A61B 17/072
				227/175.1
8,453,906	B2	6/2013	Huang et al.	

(Continued)

Primary Examiner — Wan Laymon

(74) *Attorney, Agent, or Firm* — Frost Brown Todd LLC

(57) **CLAIM**

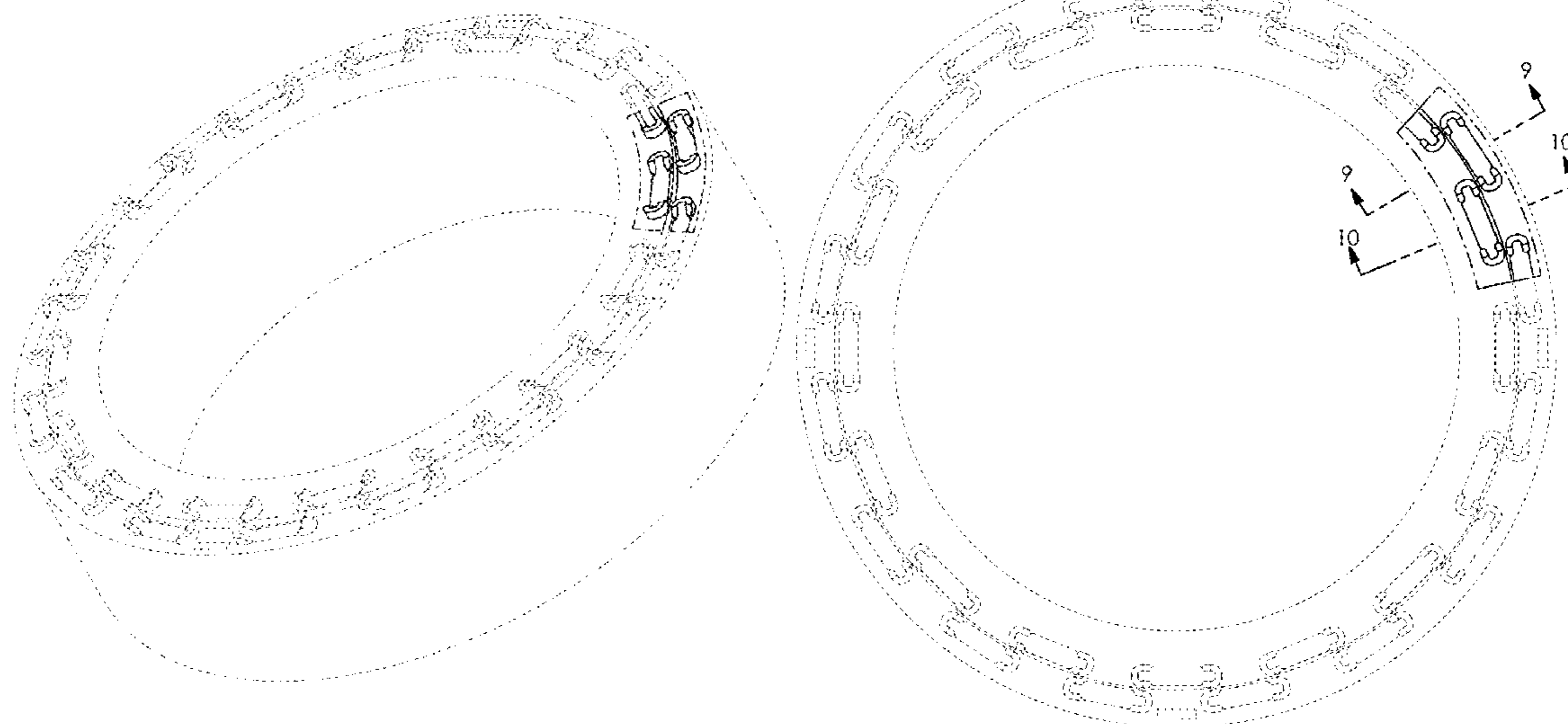
The ornamental design for a stapling head feature for a surgical stapler, as shown and described.

DESCRIPTION

FIG. 1 is a top perspective view of a stapling head feature for a surgical stapler, showing our new design;
 FIG. 2 is a bottom perspective view of the stapling head feature for a surgical stapler of FIG. 1;
 FIG. 3 is a front elevational view of the stapling head feature for a surgical stapler of FIG. 1;
 FIG. 4 is a rear elevational view of the stapling head feature for a surgical stapler of FIG. 1;
 FIG. 5 is a left elevational view of the stapling head feature for a surgical stapler of FIG. 1;
 FIG. 6 is a right elevational view of the stapling head feature for a surgical stapler of FIG. 1;
 FIG. 7 is a top plan view of the stapling head feature for a surgical stapler of FIG. 1;
 FIG. 8 is a bottom plan view of the stapling head feature for a surgical stapler of FIG. 1;
 FIG. 9 is a cross-sectional view of the stapling head feature for a surgical stapler of FIG. 1, taken along line 9-9 of FIG. 7; and,
 FIG. 10 is a cross-sectional view of the stapling head feature for a surgical stapler of FIG. 1, taken along line 10-10 of FIG. 7.

The evenly-spaced broken lines in the drawings are included for purpose of illustrating portions of the staple head feature for a surgical stapler that form no part of the claimed design. The dot-dash-dot broken lines in the drawings are included for the purpose of defining the boundary of the claim, it being understood that the dot-dash-dot broken lines themselves form no part of the claimed design. The defined boundary represents a repeatable unit of the claimed design.

1 Claim, 7 Drawing Sheets



(56)

References Cited

U.S. PATENT DOCUMENTS

8,613,383 B2	12/2013	Beckman et al.	2014/0158747 A1	6/2014	Measamer et al.
8,684,252 B2	4/2014	Patel et al.	2014/0197225 A1*	7/2014	Penna A61B 17/068
8,794,497 B2	8/2014	Zingman			227/179.1
8,905,289 B2*	12/2014	Patel A61B 17/115	2015/0223818 A1*	8/2015	Racenet A61B 17/072
		227/179.1			606/219
9,055,942 B2	6/2015	Balbierz et al.	2015/0320420 A1*	11/2015	Penna A61B 17/1155
9,168,042 B2	10/2015	Milliman			227/176.1
9,351,724 B2*	5/2016	Penna A61B 17/068	2016/0022267 A1	1/2016	Milliman
9,597,083 B2	3/2017	Penna	2016/0030046 A1	2/2016	Williams
9,757,133 B2	9/2017	Latimer et al.	2016/0113653 A1	4/2016	Zingman
D830,550 S *	10/2018	Miller D24/145	2017/0055997 A1	3/2017	Swayze et al.
D833,010 S	11/2018	Harris et al.	2017/0086822 A1*	3/2017	Scheib A61B 17/07207
D833,608 S *	11/2018	Miller D24/145	2017/0086833 A1*	3/2017	Eckert A61B 17/068
D854,152 S *	7/2019	Miller D24/145	2017/0258471 A1	9/2017	DiNardo et al.
2012/0016413 A1	1/2012	Timm et al.	2017/0281163 A1	10/2017	Shelton, IV et al.
2013/0181035 A1*	7/2013	Milliman A61B 17/1155	2017/0281169 A1	10/2017	Harris et al.
		227/180.1	2017/0281172 A1*	10/2017	Shelton, IV A61B 17/115
			2017/0281179 A1	10/2017	Shelton, IV et al.
			2017/0360445 A1*	12/2017	Milliman A61B 17/1155
			2019/0059892 A1*	2/2019	Miller A61B 17/07207

* cited by examiner

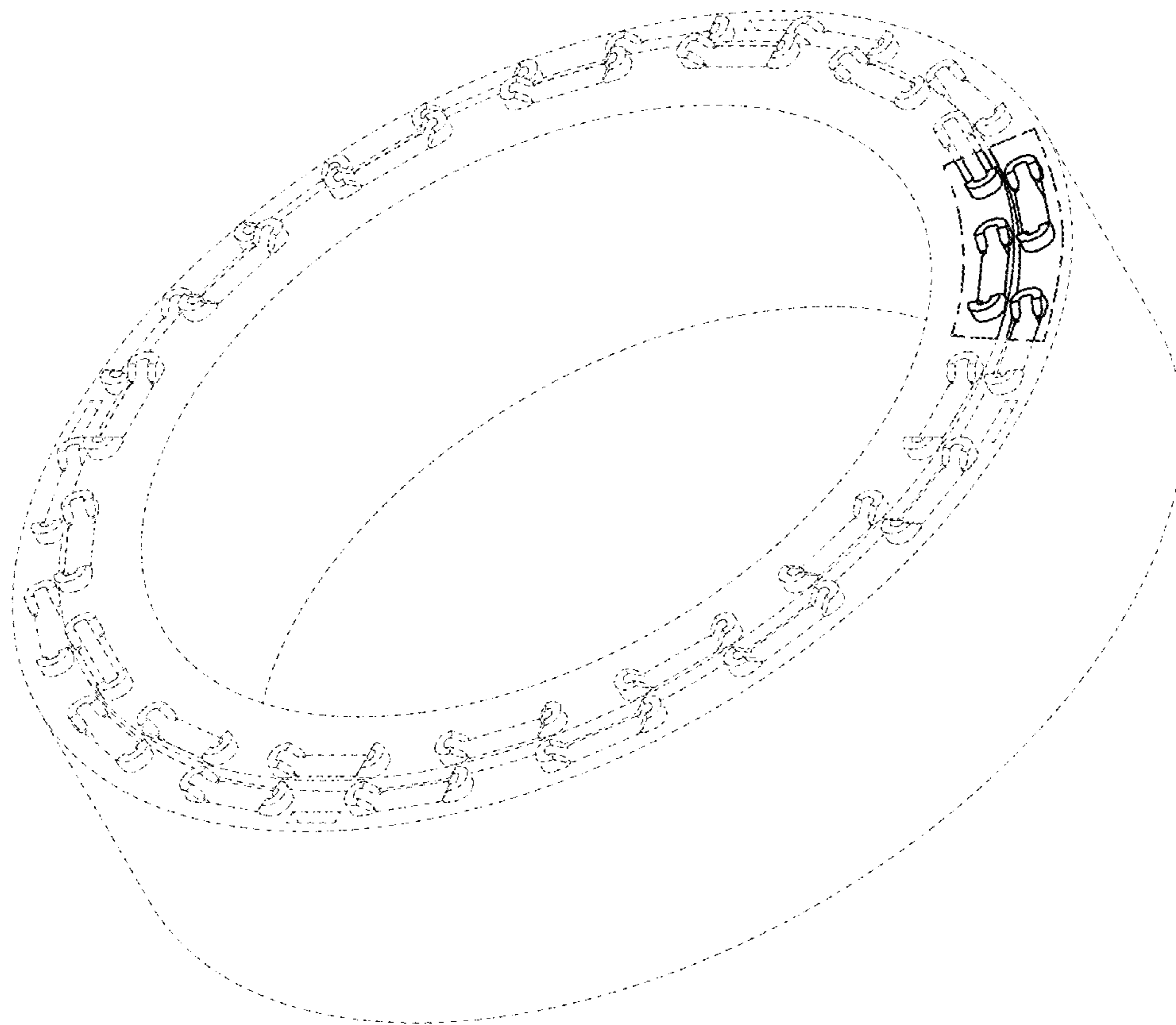


FIG. 1

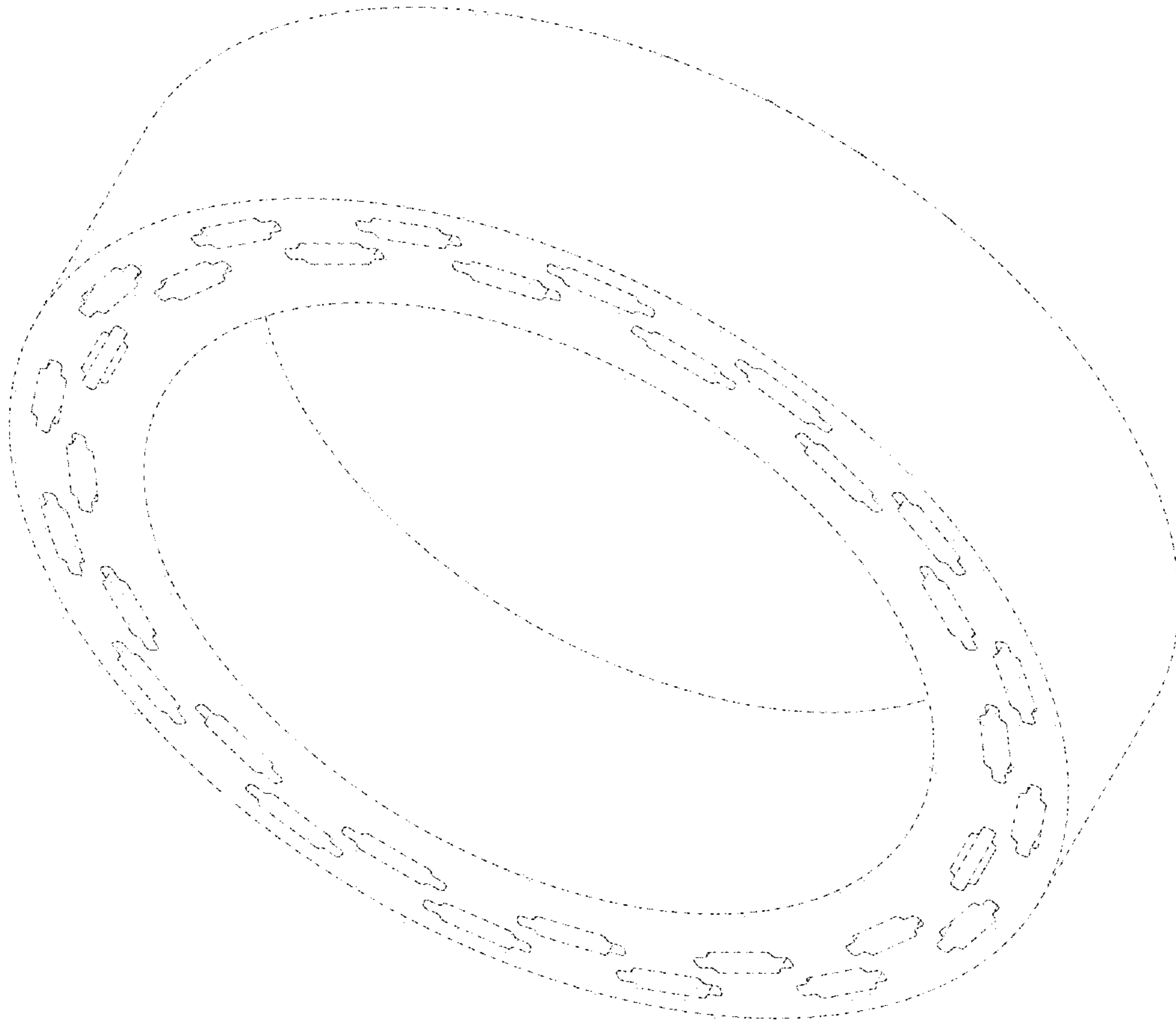


FIG. 2




FIG. 3




FIG. 4

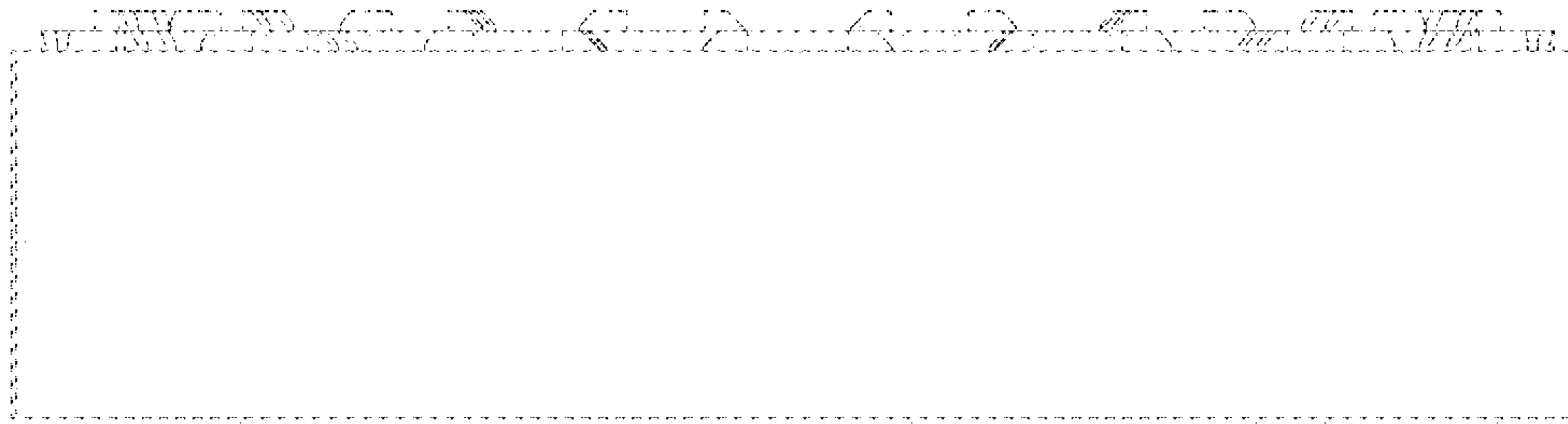


FIG. 5

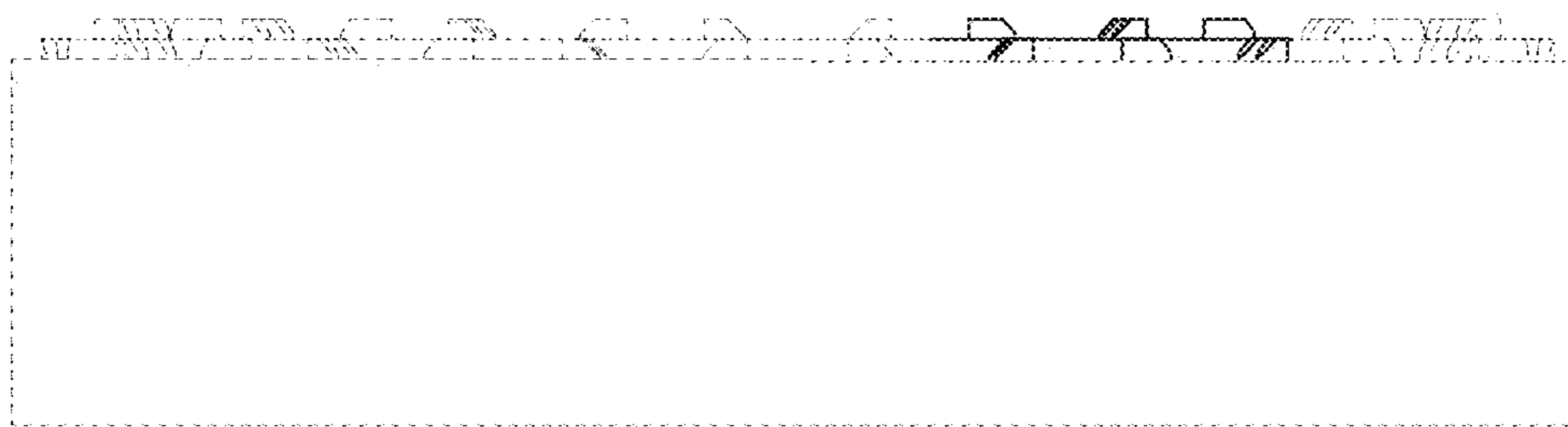


FIG. 6

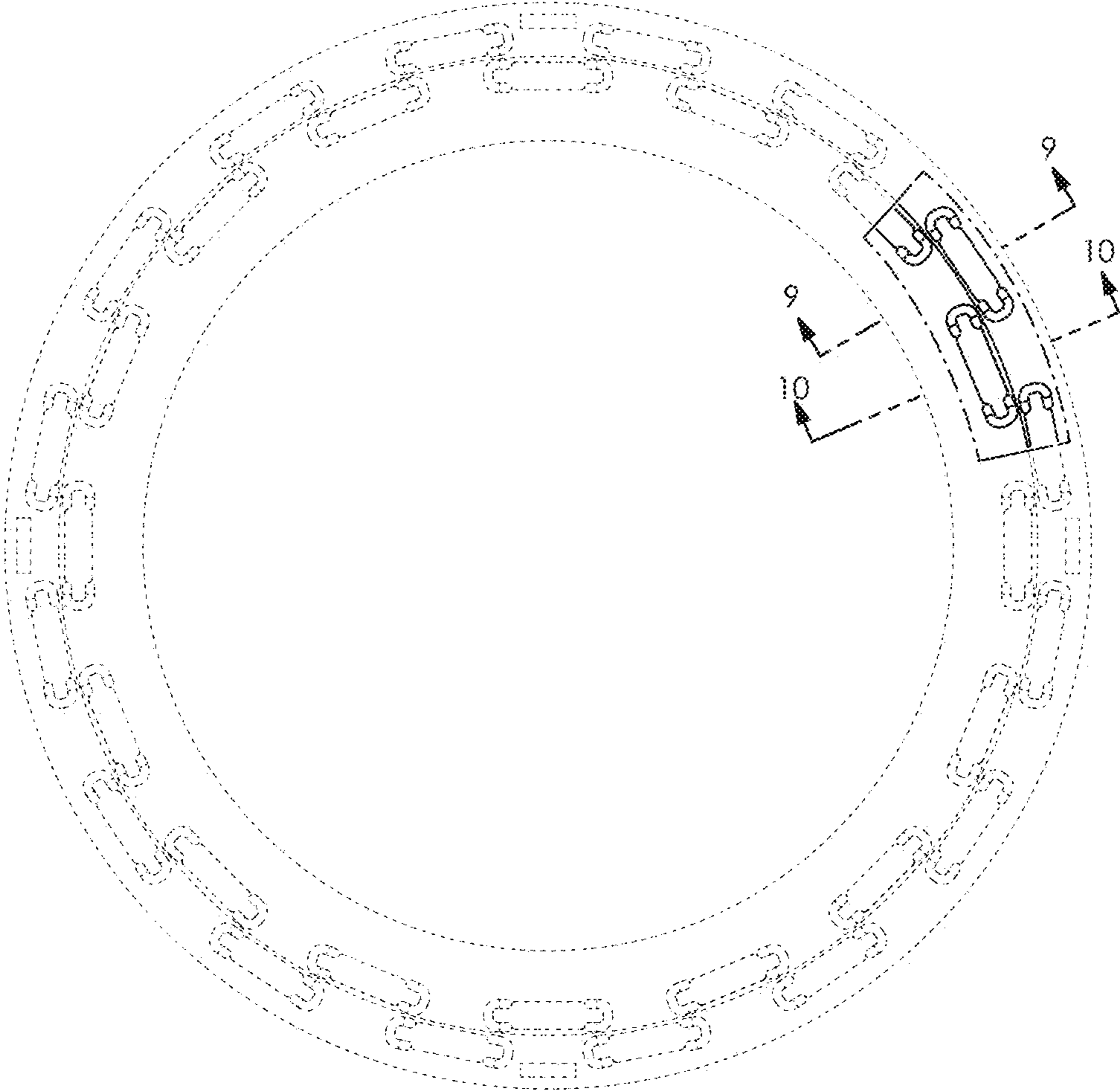


FIG. 7




FIG. 8

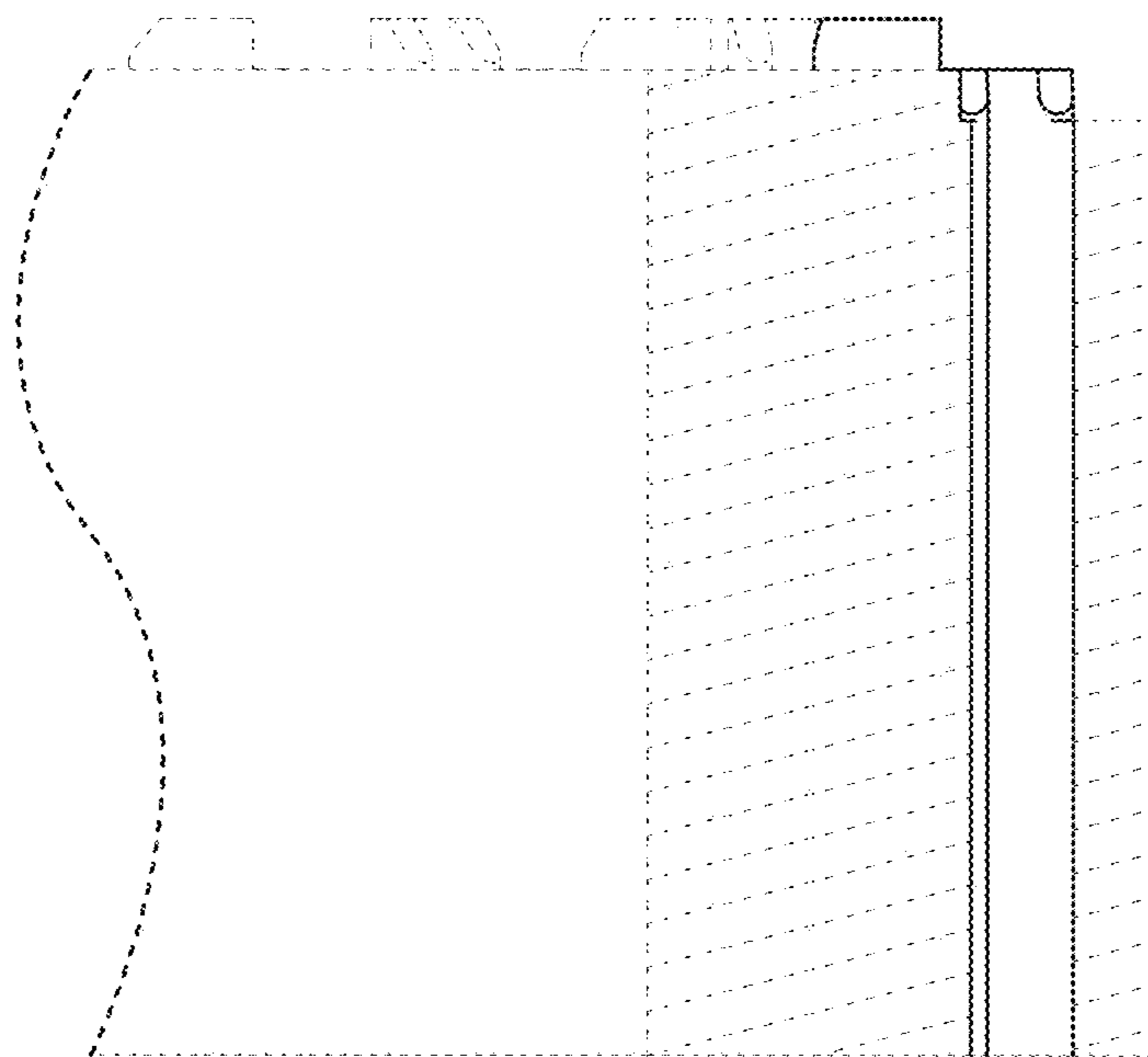


FIG. 9

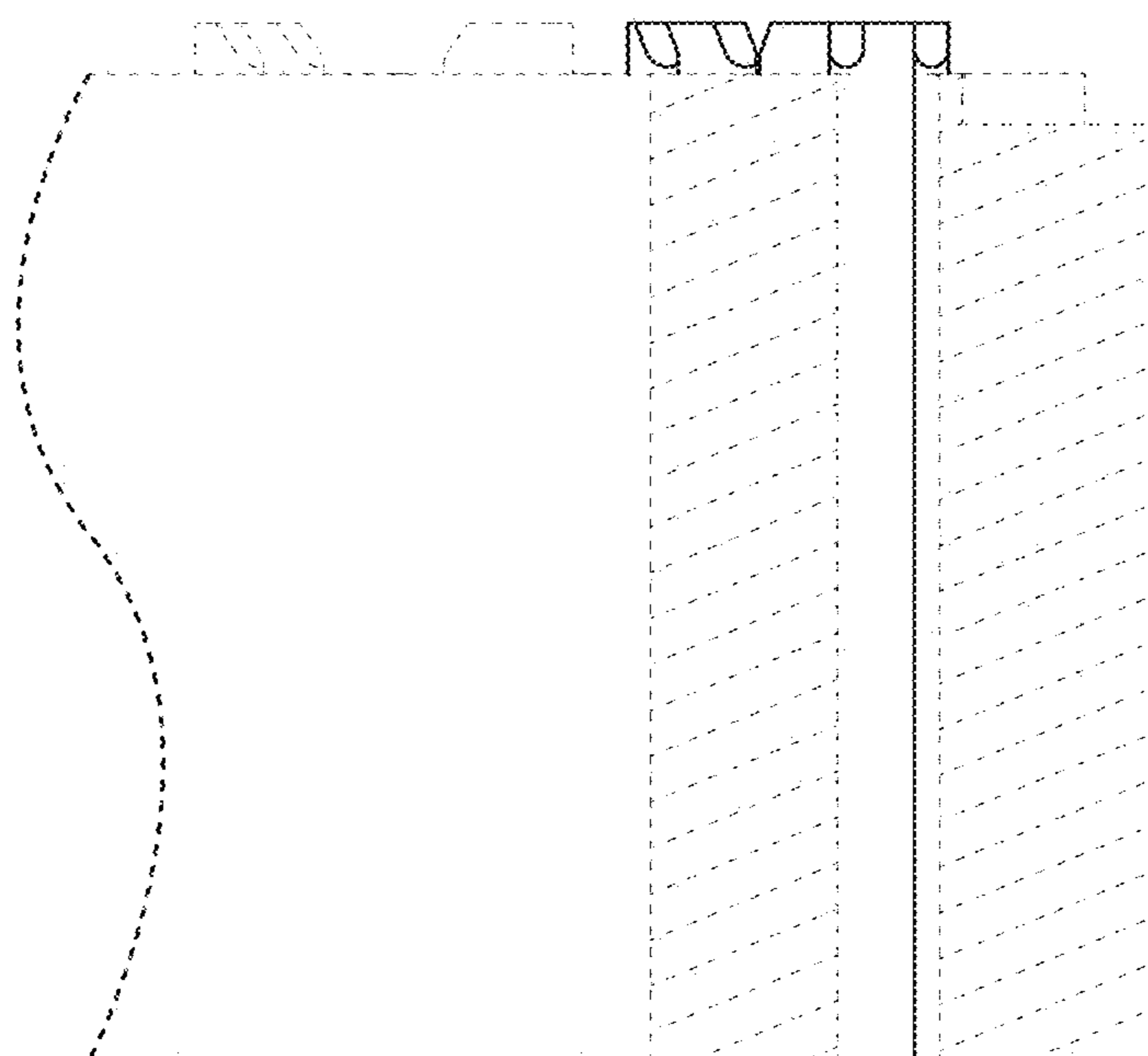


FIG. 10