



US00D897519S

(12) **United States Design Patent** (10) **Patent No.:** **US D897,519 S**  
**Giovannoni** (45) **Date of Patent:** **\*\* Sep. 29, 2020**

(54) **AIR FRESHENER**  
(71) Applicant: **JOY FRAGRANCES S.R.L.**, Busto Arsizio (VA) (IT)  
(72) Inventor: **Stefano Giovannoni**, Milan (IT)  
(73) Assignee: **Joy Fragrances S.r.l.**, Busto Arsizio (IT)  
(\*\*) Term: **15 Years**  
(21) Appl. No.: **35/506,802**  
(22) Filed: **Dec. 14, 2018**

D434,260 S \* 11/2000 Rosenstadt ..... D21/604  
D512,770 S \* 12/2005 Wu ..... D23/367  
D518,564 S \* 4/2006 Wu ..... D23/366  
D608,844 S \* 1/2010 Su ..... D21/585  
D632,744 S \* 2/2011 Hunt ..... D21/605  
D676,122 S \* 2/2013 Trazzi ..... D23/367  
D714,924 S \* 10/2014 Brandenburg ..... D23/367  
D778,994 S \* 2/2017 Johnson ..... D21/604  
D802,728 S \* 11/2017 Trazzi ..... D23/367  
D816,172 S \* 4/2018 Jordan ..... D21/604  
D823,403 S \* 7/2018 Boyar ..... D21/604  
D825,687 S \* 8/2018 Allen ..... D21/604  
D854,098 S \* 7/2019 Jiang ..... D21/604  
D877,991 S \* 3/2020 Seadler ..... D30/160

(Continued)

(80) **Hague Agreement Data**

Int. Filing Date: **Dec. 14, 2018**  
Int. Reg. No.: **DM/201166**  
Int. Reg. Date: **Dec. 14, 2018**  
Int. Reg. Pub. Date: **Jun. 7, 2019**

*Primary Examiner* — Khawaja Anwar  
(74) *Attorney, Agent, or Firm* — David B. Tingey; Bryant J. Keller; Kirton McConkie

(51) **LOC (12) Cl.** ..... **23-04**  
(52) **U.S. Cl.**  
USPC ..... **D23/367**

(57) **CLAIM**

The ornamental design for the air freshener, as shown and described.

(58) **Field of Classification Search**  
USPC ..... D23/200, 259, 314, 325, 336–336, D23/355–367, 386–388; D21/546–595, D21/604–605; D6/598; D11/158, 159, D11/162  
CPC ... A61L 9/12; A61L 9/127; A61L 9/14; A61L 2209/133; A61L 2209/131; A61L 2209/12; A61L 2209/13; A61L 2209/132; A61L 2209/15; A61L 2/16; A61L 9/01; A61L 9/013; A61L 9/03; A61L 9/122; A61L 2209/111; A61L 2209/135; A61L 9/012; A61L 9/037; A61L 9/04; A61L 9/042; A61L 9/044; A61L 9/048; A61L 9/05

**DESCRIPTION**

1. Air freshener  
FIG. 1.1 is a perspective view of an air freshener showing my new design;  
FIG. 1.2 is a front elevation view thereof;  
FIG. 1.3 is a rear elevation view thereof;  
FIG. 1.4 is a right side elevation view thereof;  
FIG. 1.5 is a left side elevation view thereof;  
FIG. 1.6 is a top plan view thereof; and  
FIG. 1.7 is a bottom plan view thereof.  
The broken lines shown are for the purpose of illustrating portions of the air fresheners and form no part of the claimed designs, and wherein; fig. 1.1 is a top perspective view of the device according to a first design; fig. 1.2 to fig. 1.7 are respectively a front, rear, right lateral, left lateral, top and bottom views of the design of fig. 1.1.


See application file for complete search history.

(56) **References Cited**

**U.S. PATENT DOCUMENTS**

D196,639 S \* 10/1963 Irving ..... D23/367  
D429,325 S \* 8/2000 Macaree ..... D20/30

**1 Claim, 7 Drawing Sheets**



(56)


**References Cited**

U.S. PATENT DOCUMENTS


2009/0255482 A1 \* 10/2009 Santarsiero ..... A01K 15/025  
119/707

\* cited by examiner


1.1



1.2



1.3



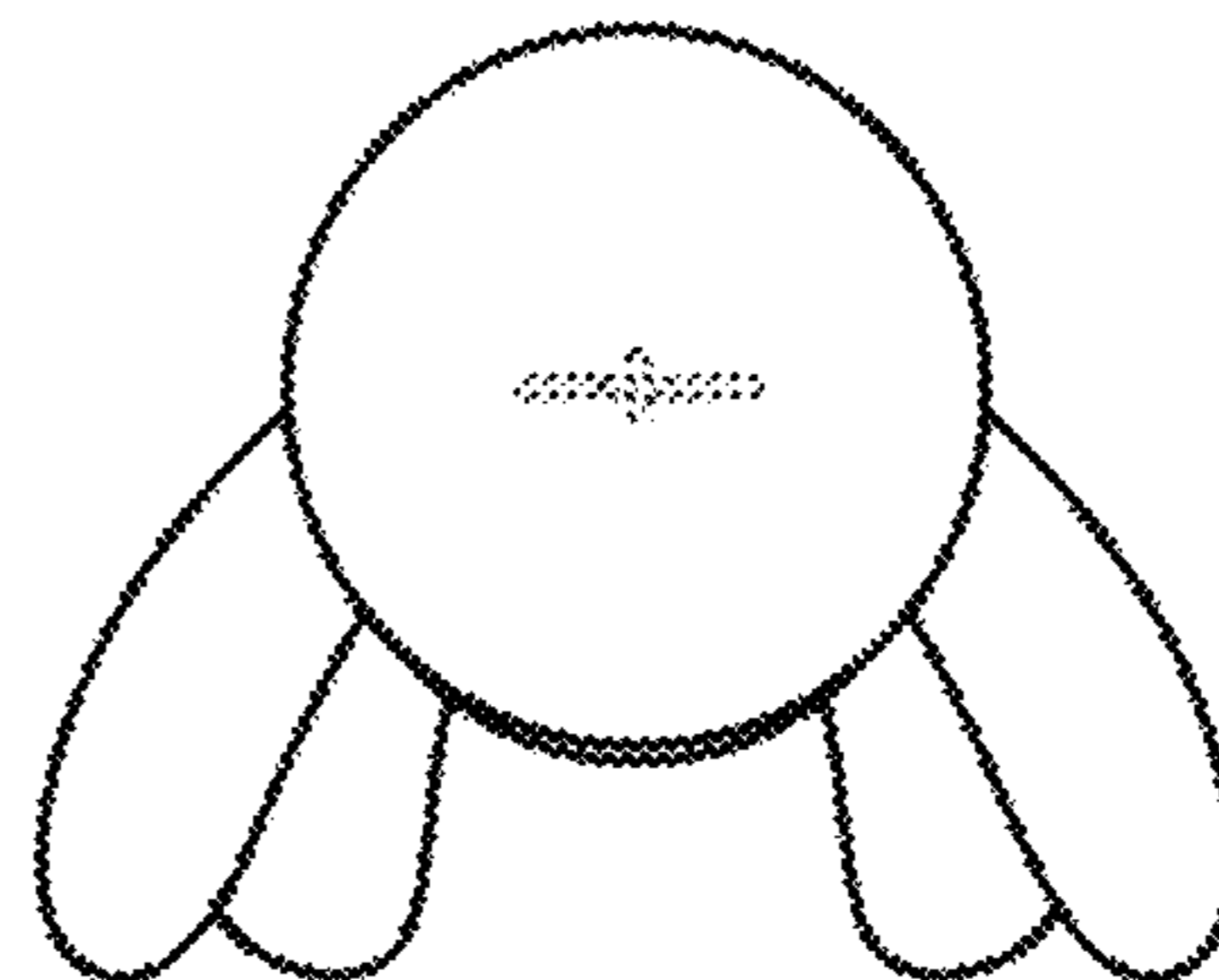
1.4



1.5



1.6





1.7

