



US00D897518S

(12) **United States Design Patent** (10) **Patent No.:** **US D897,518 S**
Aoki (45) **Date of Patent:** **** Sep. 29, 2020**

(54) **CATALYST CARRIER FOR EXHAUST GAS PURIFICATION**

(71) Applicant: **NGK Insulators, Ltd.**, Nagoya-Shi (JP)

(72) Inventor: **Yoichi Aoki**, Nagoya (JP)

(73) Assignee: **NGK Insulators, Ltd.**, Nagoya-Shi (JP)

(**) Term: **15 Years**

(21) Appl. No.: **29/651,491**

(22) Filed: **Aug. 17, 2018**

(30) **Foreign Application Priority Data**

Feb. 20, 2018 (JP) 2018-003388

Feb. 20, 2018 (JP) 2018-003389

(51) **LOC (12) Cl.** **23-04**

(52) **U.S. Cl.**
USPC **D23/365**

(58) **Field of Classification Search**
USPC D23/365, 363; D15/5
(Continued)

(56) **References Cited**

U.S. PATENT DOCUMENTS

D837,356 S * 1/2019 Kinoshita D23/365

D837,357 S * 1/2019 Yamaguchi D23/365

(Continued)

Primary Examiner — Ania Aman

(74) *Attorney, Agent, or Firm* — Burr & Brown, PLLC

(57) **CLAIM**

The ornamental design for a catalyst carrier for exhaust gas purification, as shown and described.

DESCRIPTION

FIG. 1 is a perspective view of a first embodiment of a catalyst carrier for exhaust gas purification illustrating my new design;

FIG. 2 is a front view thereof, the rear view thereof being a right-and-left reversed image;

FIG. 3 is a top view thereof, the bottom view thereof being a mirror image;

FIG. 4 is a right view thereof, the left view thereof being a mirror image;

FIG. 5 is an enlarged view delimited by the lines labelled 5 in FIG. 2;

FIG. 6 is an enlarged view delimited by the lines labelled 6 in FIG. 5;

FIG. 7 is a middle omitted cross-sectional view taken through line 7-7 of FIG. 6;

FIG. 8 is a middle omitted cross-sectional view taken through line 8-8 of FIG. 6;

FIG. 9 is a perspective view of a second embodiment of a catalyst carrier for exhaust gas purification illustrating my new design;

FIG. 10 is a front view thereof, the rear view thereof being a right-and-left reversed image;

FIG. 11 is a top view thereof, the bottom view thereof being a mirror image;

FIG. 12 is a right view thereof, the left view thereof being a mirror image;

FIG. 13 is an enlarged view delimited by the lines labelled 13 in FIG. 10;

FIG. 14 is an enlarged view delimited by the lines labelled 14 in FIG. 13;

FIG. 15 is a middle omitted cross-sectional view taken through line 15-15 of FIG. 14; and,

FIG. 16 is a middle omitted cross-sectional view taken through line 16-16 of FIG. 14.

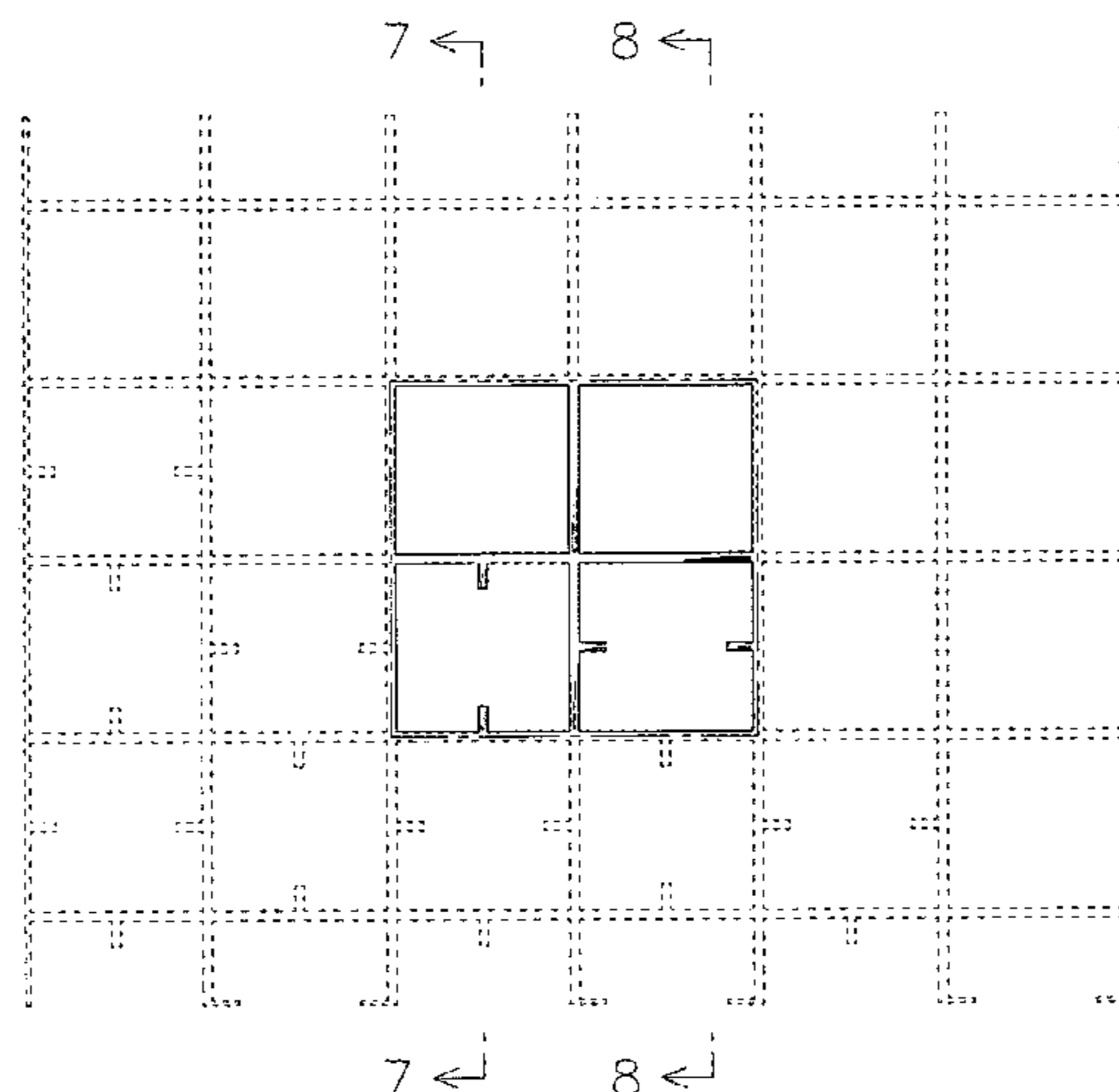
The catalyst carrier is used for removing toxic substances contained in exhaust fumes emitted from automobile engines and the like. The catalyst carrier has fins in each of its cells. The fin is provided in the same sectional shape over the whole length of the cells.

In the drawings, the broken lines depict portions of the catalyst carrier for exhaust gas purification and form no part of the claimed design.

The dot-dash broken lines in the drawings depict a boundary between the claimed design and the unclaimed subject matter and form no part of the claimed design.

The Catalyst Carrier for Exhaust Gas Purification is shown with a symbolic break in its length in the cross sectional

(Continued)



views. The appearance of any portion of the article between the break lines forms no part of the claimed design.

1 Claim, 16 Drawing Sheets

(58) Field of Classification Search

CPC F01N 3/035; F01N 3/022; F01N 2330/34;
 F01N 2330/48; B01D 46/00; B01D
 46/0004; B01D 27/04; B01D 27/06;
 B01D 39/00

See application file for complete search history.

(56)

References Cited

U.S. PATENT DOCUMENTS

D841,142 S *	2/2019	Kinoshita	D23/365
10,266,956 B1 *	4/2019	Huang	C25B 11/035
2004/0166035 A1 *	8/2004	Noda	B01D 53/94 422/180
2007/0077190 A1 *	4/2007	Ohno	B01D 53/944 423/345

2008/0085394 A1 *	4/2008	Ohno	B01D 53/9454 428/117
2008/0241005 A1 *	10/2008	Ido	B01J 35/04 422/177
2008/0241008 A1 *	10/2008	Ido	B01D 53/9454 422/180
2009/0239028 A1 *	9/2009	Ohno	B01D 46/2455 428/116
2014/0352870 A1 *	12/2014	Kanai	C04B 37/005 156/73.6
2015/0096275 A1 *	4/2015	Shibata	F01N 3/0222 55/523
2017/0165610 A1 *	6/2017	Kim	F01N 3/035
2018/0280957 A1 *	10/2018	Iida	B01J 35/023
2018/0280958 A1 *	10/2018	Ogata	C04B 38/0009
2018/0280959 A1 *	10/2018	Ogata	C04B 38/0009
2018/0280960 A1 *	10/2018	Aoki	B01D 46/2429
2018/0280961 A1 *	10/2018	Aoki	B01D 46/2429
2018/0280962 A1 *	10/2018	Kinoshita	B01D 46/2429
2018/0280963 A1 *	10/2018	Kinoshita	B01D 46/2429
2019/0091628 A1 *	3/2019	Takayama	F01N 3/035
2019/0265172 A1 *	8/2019	Koseki	G01N 21/8806
2019/0291038 A1 *	9/2019	Ishioka	B01D 46/2474

* cited by examiner

Fig.1

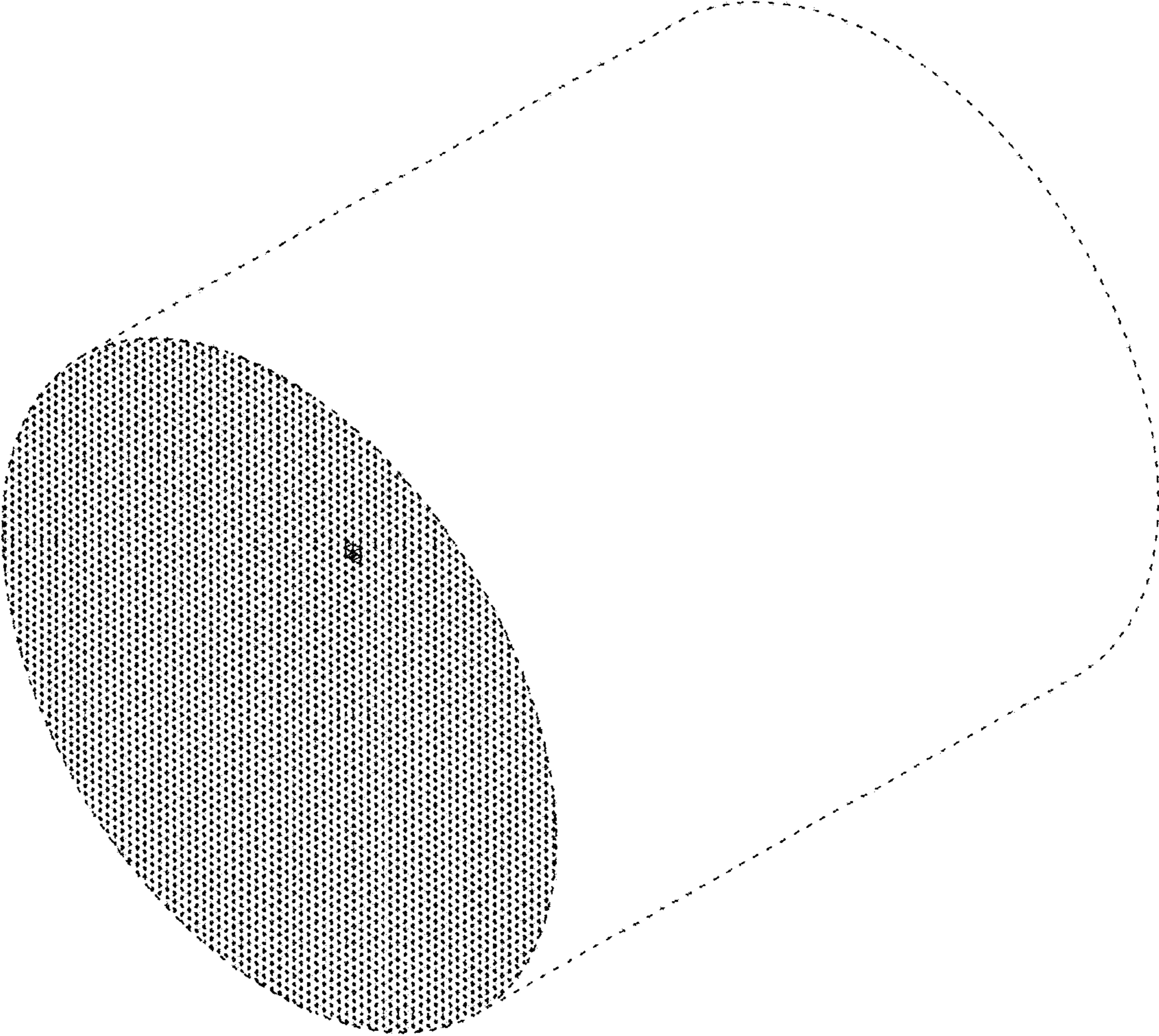


Fig. 2

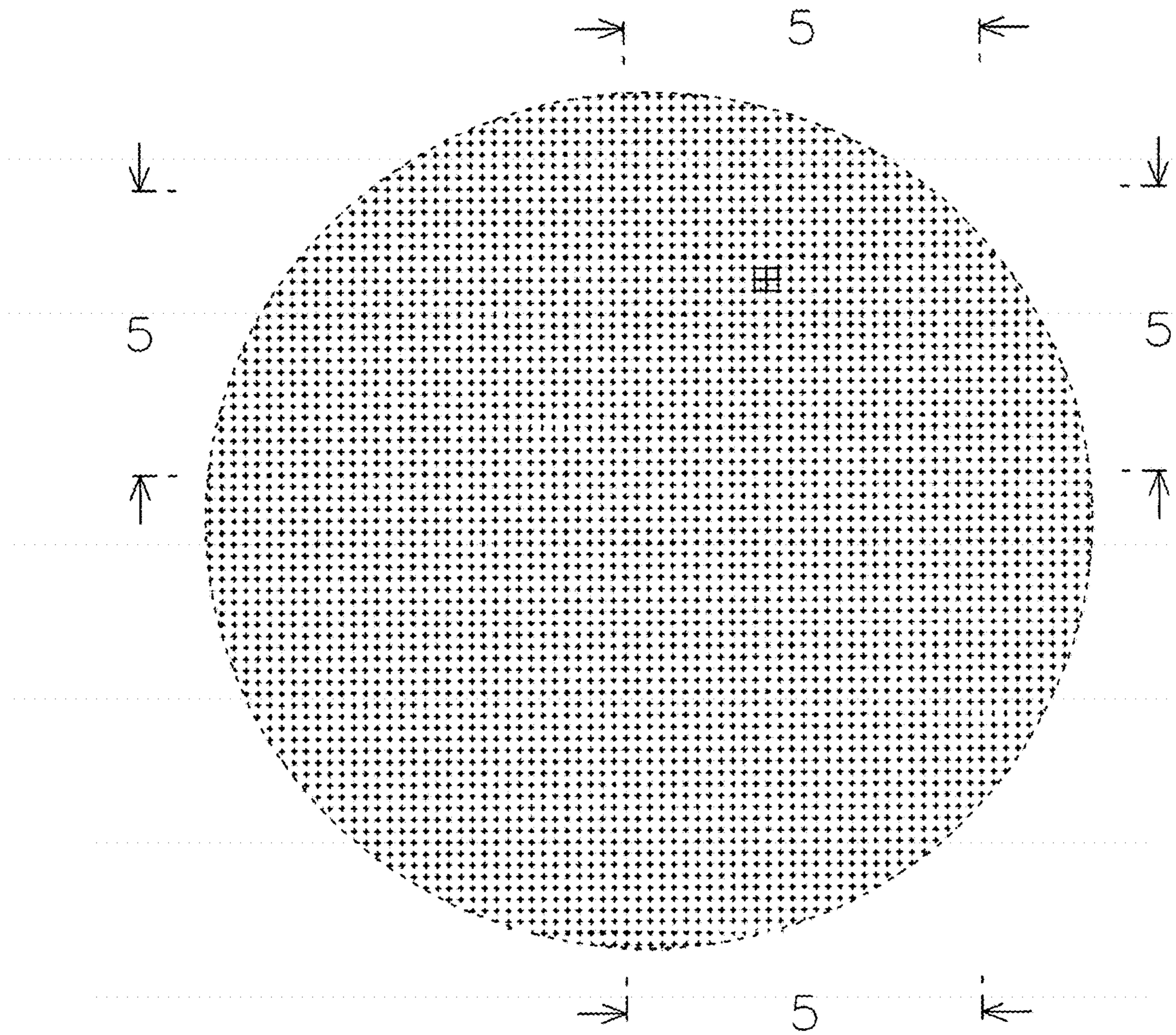


Fig. 3




Fig. 4




Fig. 5

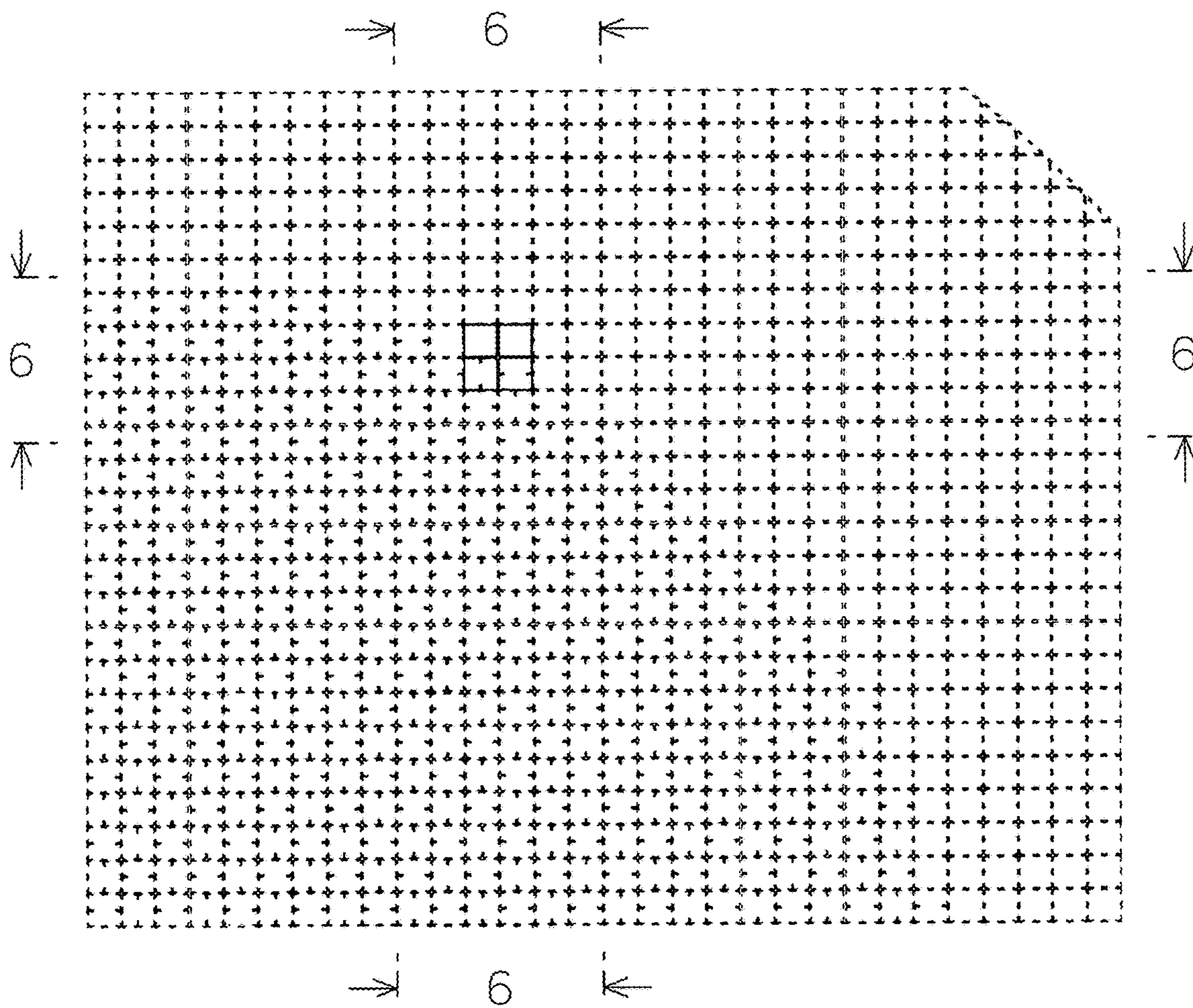


Fig. 6

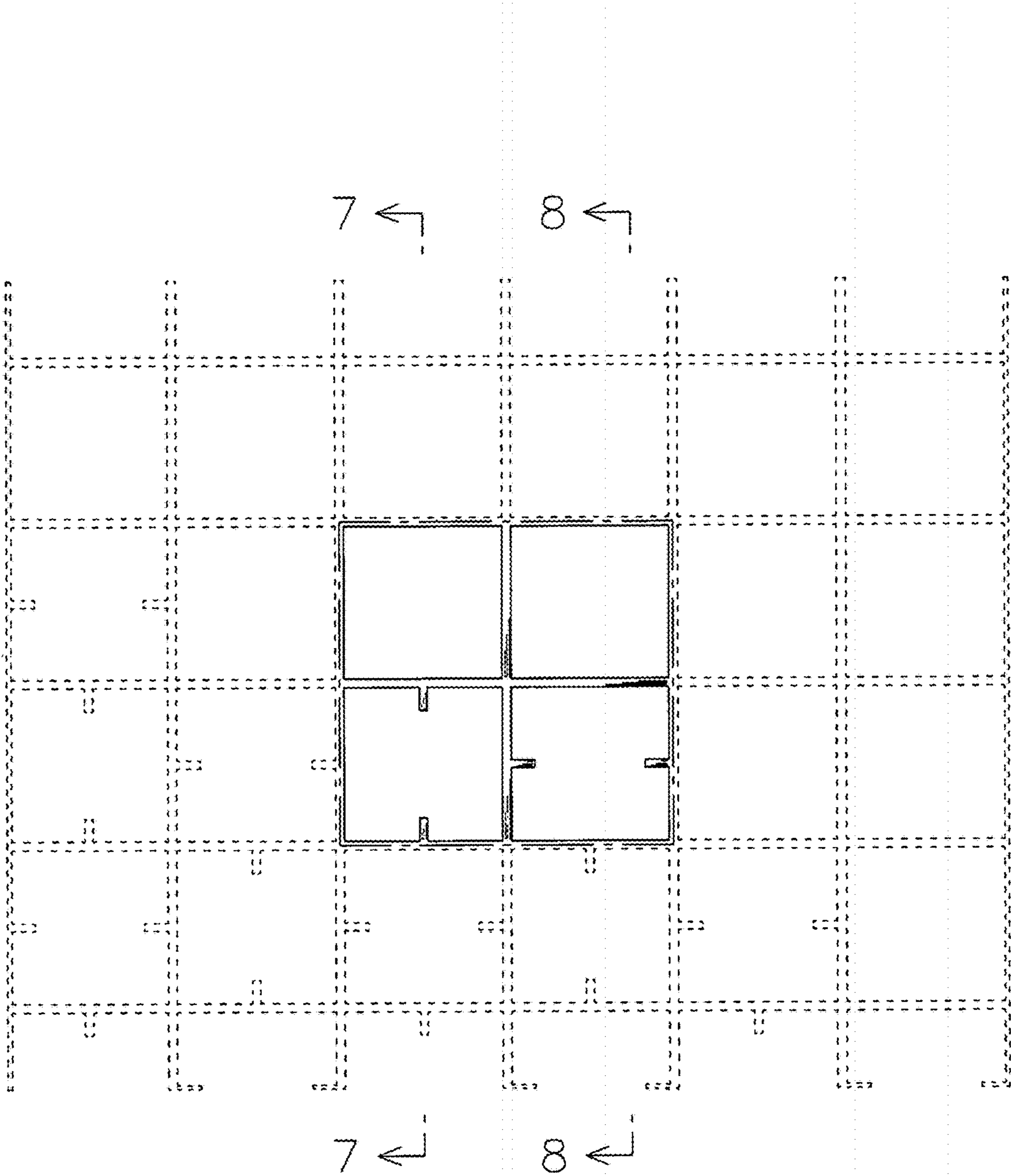


Fig. 7




Fig. 8




Fig. 9

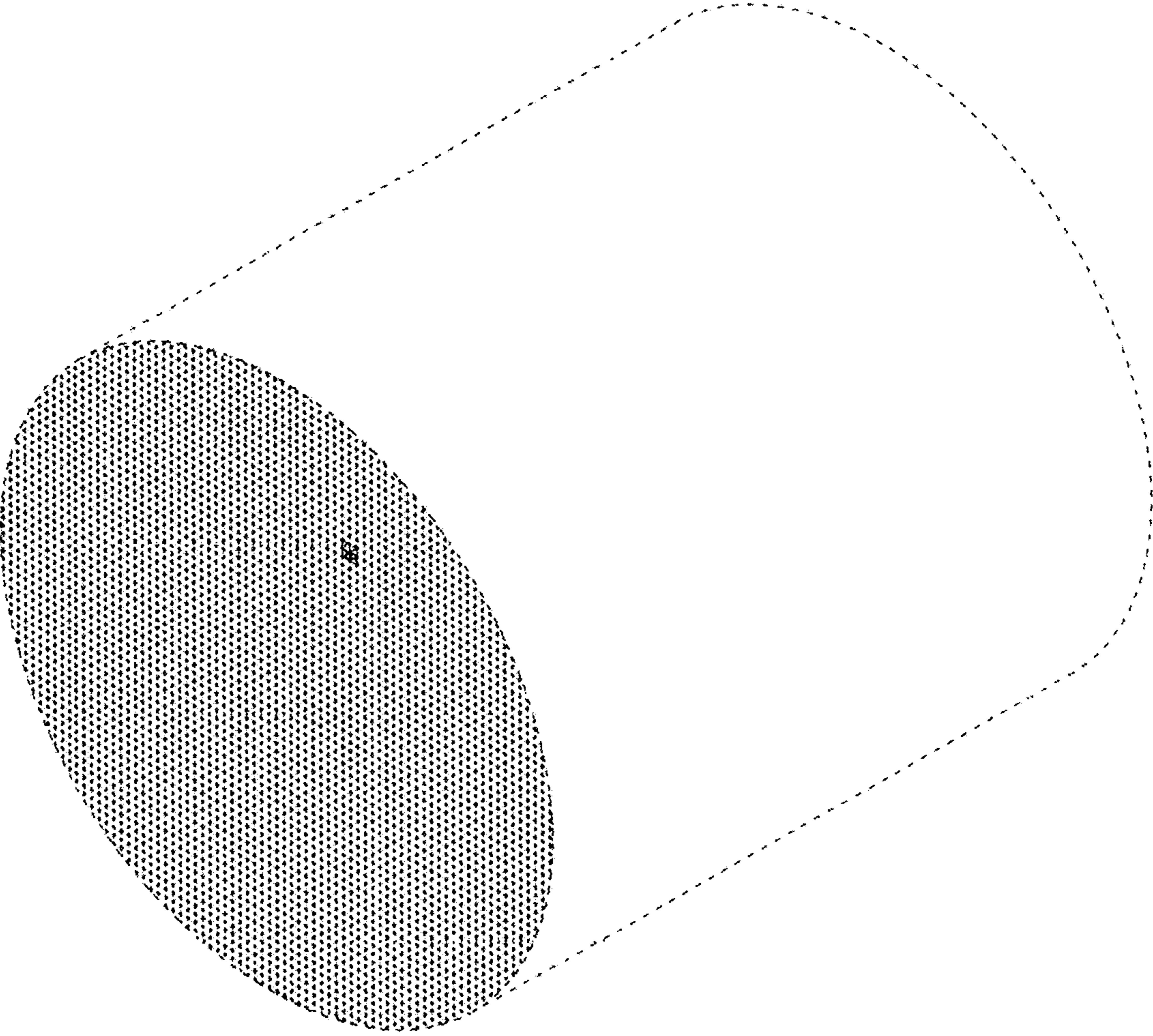


Fig.10

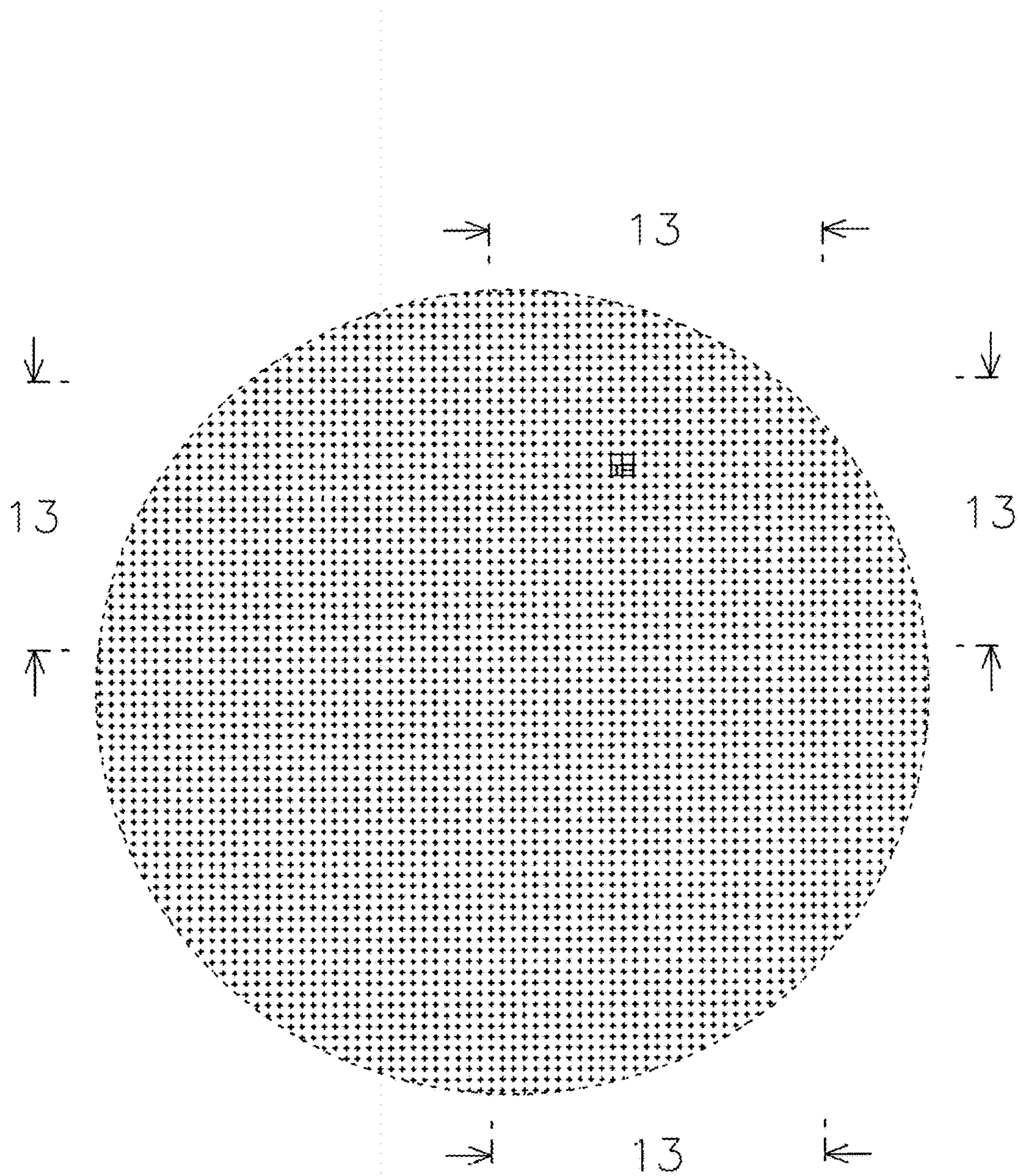


Fig. 11




Fig.12




Fig.13

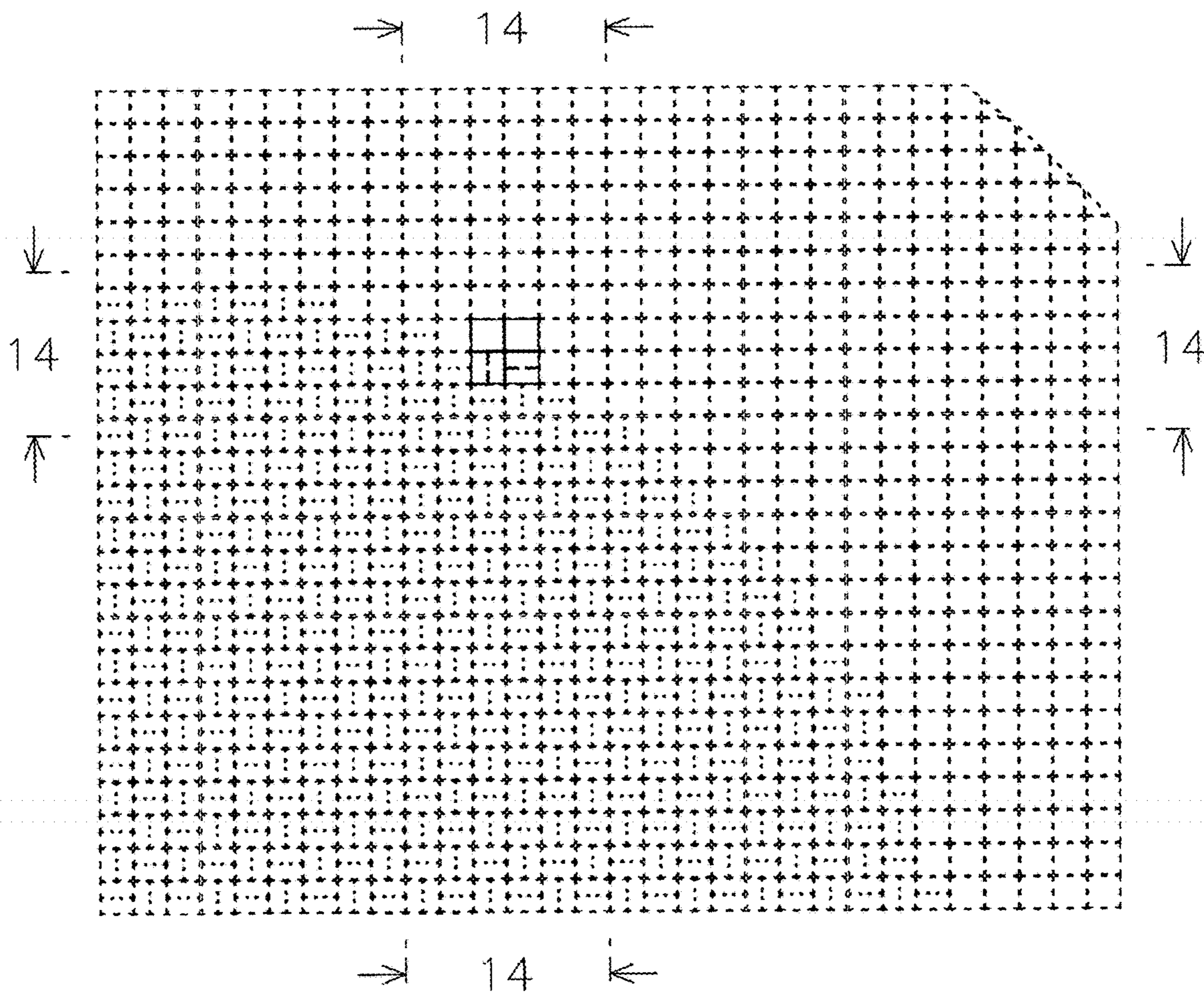


Fig.14

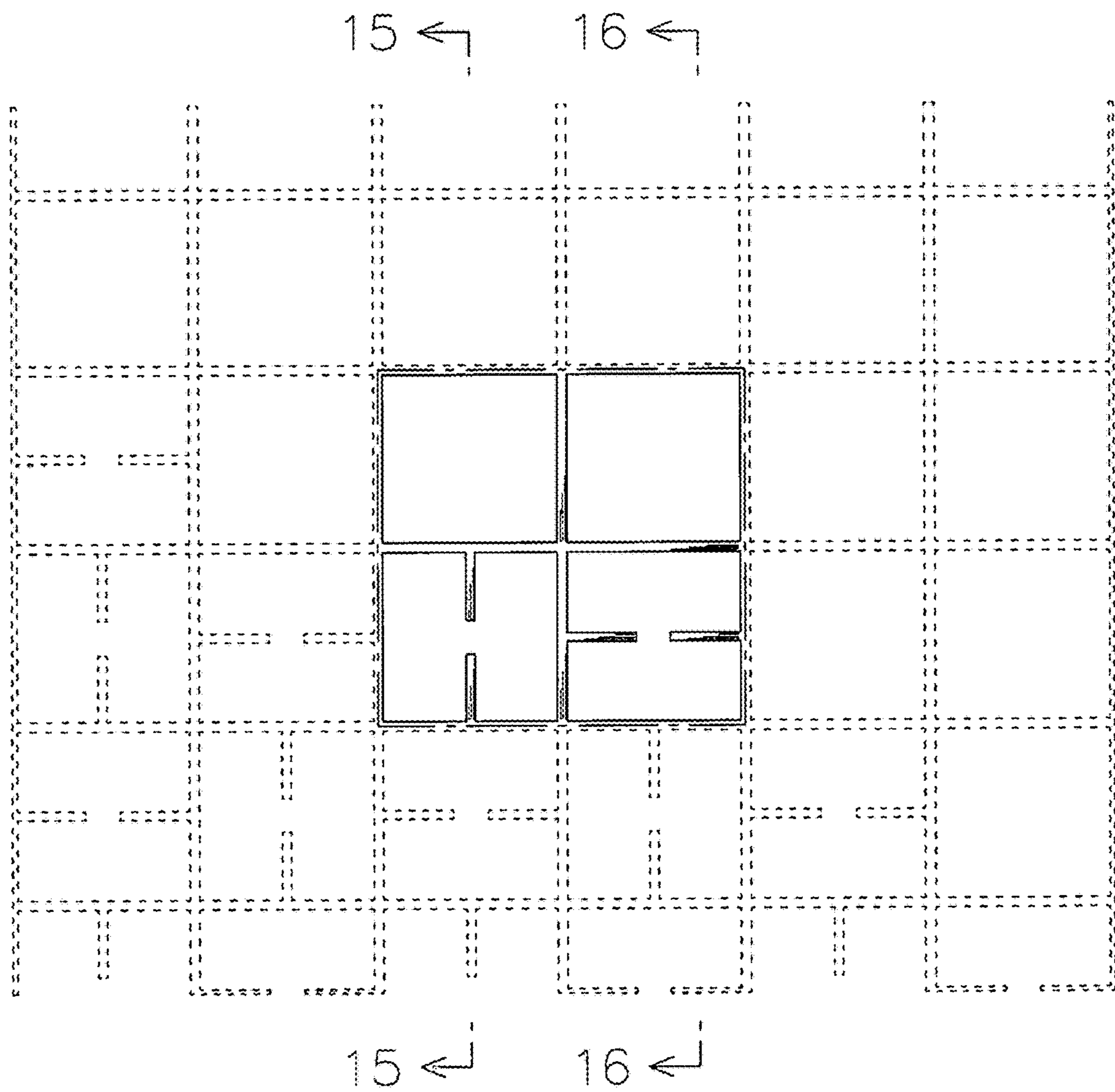


Fig.15




Fig. 16

