

US00D897488S

(12) **United States Design Patent** (10) **Patent No.:** **US D897,488 S**  
**Brooks** (45) **Date of Patent:** **\*\* Sep. 29, 2020**

- (54) **ROTARY AUGER TUBE FISHING ROD HANDLE HOLDER**
- (71) Applicant: **Kevin Brooks**, Leitchfield, KY (US)
- (72) Inventor: **Kevin Brooks**, Leitchfield, KY (US)
- (73) Assignee: **Decoy Stake Solutions, LLC**,  
Leitchfield, KY (US)
- (\*\*) Term: **15 Years**
- (21) Appl. No.: **29/688,769**
- (22) Filed: **Apr. 24, 2019**
- (51) **LOC (12) Cl.** ..... **22-05**
- (52) **U.S. Cl.**  
USPC ..... **D22/147**
- (58) **Field of Classification Search**  
USPC ..... D22/147-148, 199; 43/16-17, 21.2, 25;  
224/558, 567, 922; 248/511, 530-532  
CPC ..... A01K 97/10  
See application file for complete search history.

5,098,057 A	3/1992	Gran	
D333,176 S *	2/1993	Millholen	D22/147
D409,274 S *	5/1999	Morse, Jr.	D22/147
6,116,760 A	9/2000	Cox	
6,412,236 B1	7/2002	Johnson	
6,481,147 B2	11/2002	Lindaman	
6,487,977 B1	12/2002	Willaims	
D478,649 S *	8/2003	Stuedeman	D22/147
D485,601 S *	1/2004	Bertram	D22/147
6,698,132 B1	3/2004	Brint	
D489,118 S *	4/2004	Preiss	D22/147
6,810,630 B2	11/2004	Chizmas	
D503,768 S *	4/2005	Thompson	D22/147
6,901,693 B1	6/2005	Crowe	
D550,071 S	9/2007	Powell	
D554,980 S	11/2007	Mihelis	
7,493,873 B2	2/2009	Petersen	
8,230,638 B1	7/2012	Dunaway	
D777,294 S *	1/2017	Bell	D22/147

(Continued)

*Primary Examiner* — Catherine R Oliver-Garcia  
 (74) *Attorney, Agent, or Firm* — Carrithers Law Office,  
 PLLC; David W. Carrithers

(57) **CLAIM**

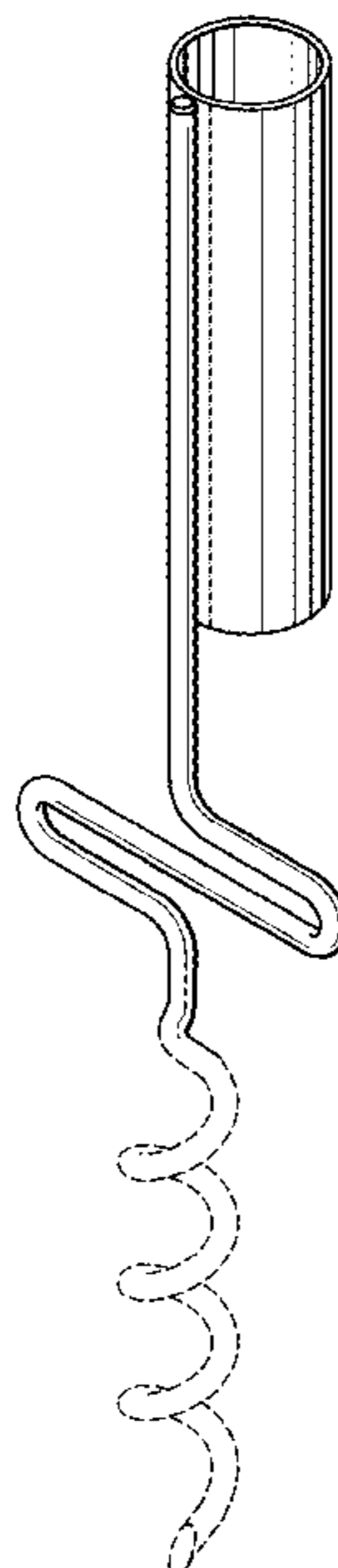
The ornamental design for a rotary auger tube fishing rod handle holder, as shown and described.

**DESCRIPTION**

FIG. 1 is a perspective view of a rotary auger tube fishing rod handle holder showing my new design;  
 FIG. 2 is a left side view thereof;  
 FIG. 3 is a right side view thereof;  
 FIG. 4 is a front view thereof;  
 FIG. 5 is a rear view thereof;  
 FIG. 6 is a top plan view thereof; and,  
 FIG. 7 is a bottom plan view thereof.  
 The broken lines shown in the drawings represent portions of the auger that form no part of the claimed design.

**1 Claim, 2 Drawing Sheets**

- (56) **References Cited**
- U.S. PATENT DOCUMENTS
- |             |         |                      |
|-------------|---------|----------------------|
| 32,226 A    | 4/1861  | Dotson               |
| 168,890 A   | 10/1875 | Field                |
| 345,877 A   | 7/1886  | Brainard             |
| 907,799 A   | 12/1908 | Hawley               |
| 1,562,343 A | 11/1925 | Post                 |
| 2,269,996 A | 1/1942  | Milton et al.        |
| 2,447,444 A | 8/1948  | Waite                |
| 2,563,159 A | 8/1951  | Louis                |
| 2,901,789 A | 9/1959  | Frank                |
| 3,059,732 A | 10/1962 | Hammack              |
| 3,286,962 A | 11/1966 | Warth                |
| 3,318,560 A | 5/1967  | Garrette, Jr. et al. |
| 3,688,454 A | 9/1972  | Wolfcarious          |
| 4,928,418 A | 5/1990  | Stelly               |



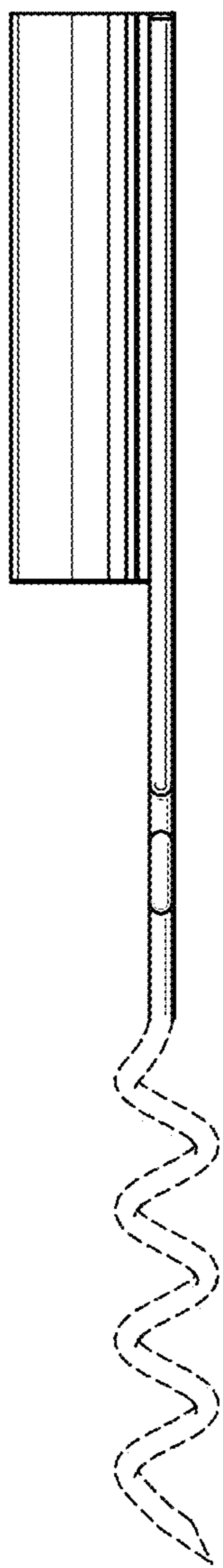
(56)

**References Cited**

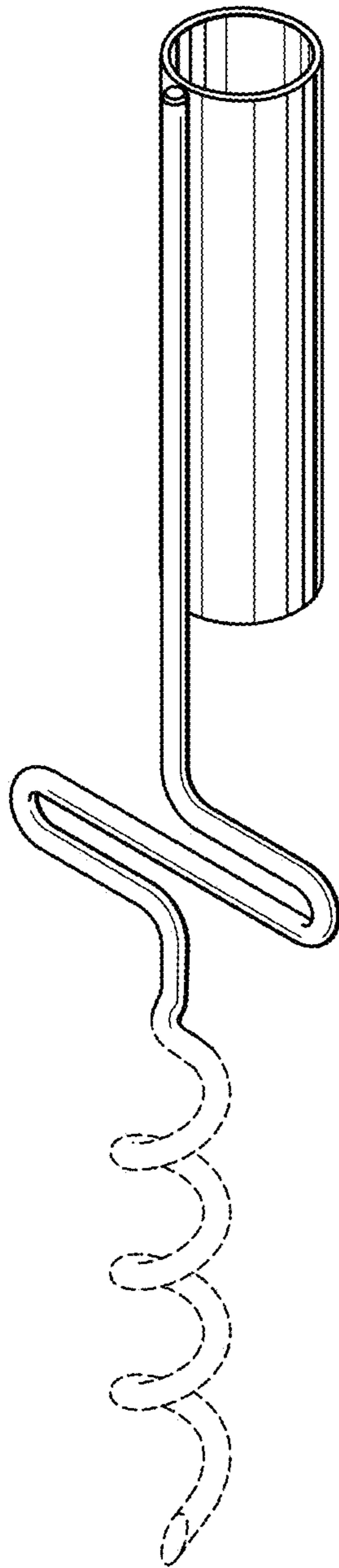
U.S. PATENT DOCUMENTS

10,104,878 B2 10/2018 Brooks  
2005/0268522 A1 12/2005 Foster  
2014/0332645 A1 11/2014 Brooks

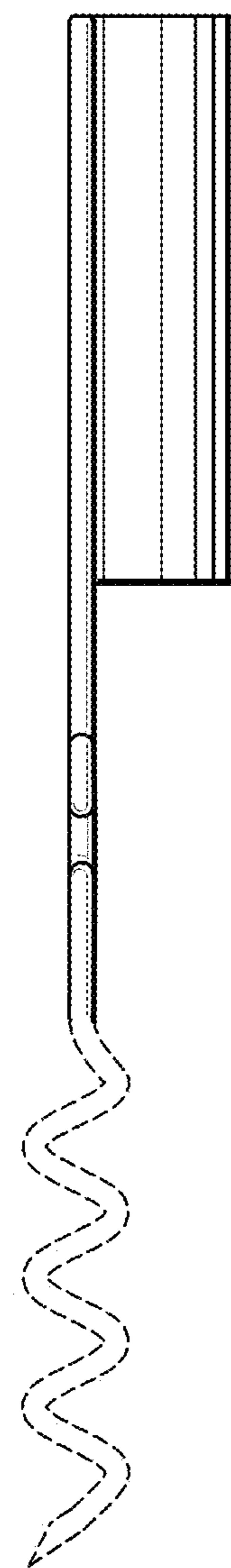
\* cited by examiner



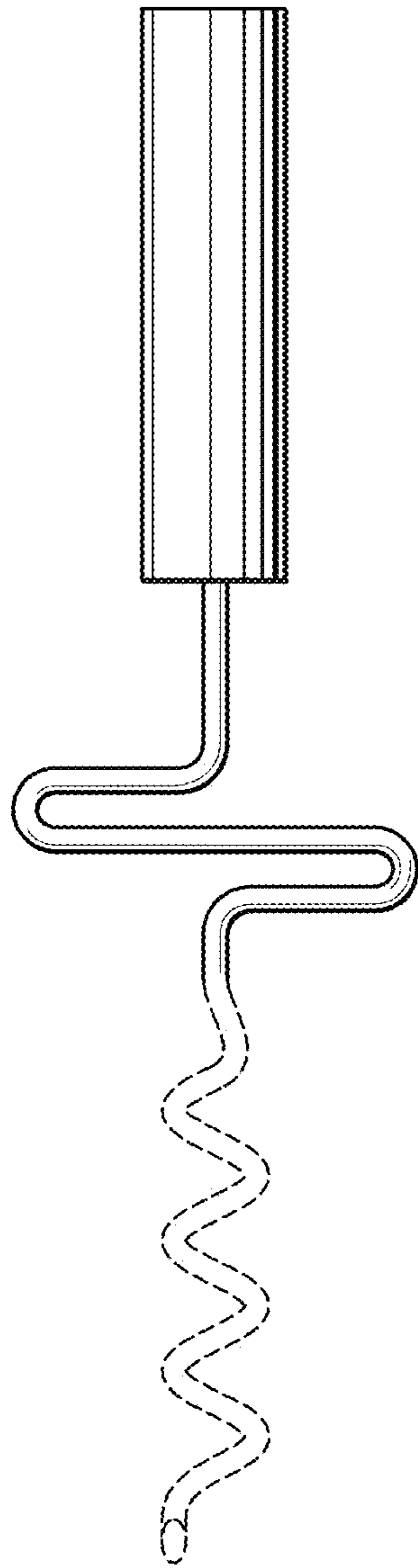
**FIG. 2**



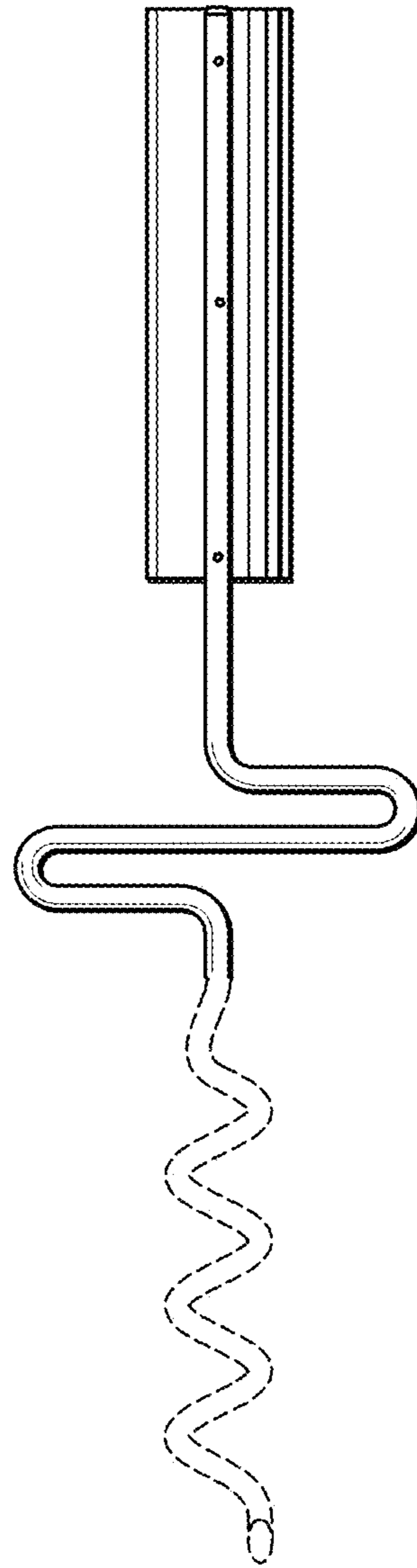
**FIG. 1**



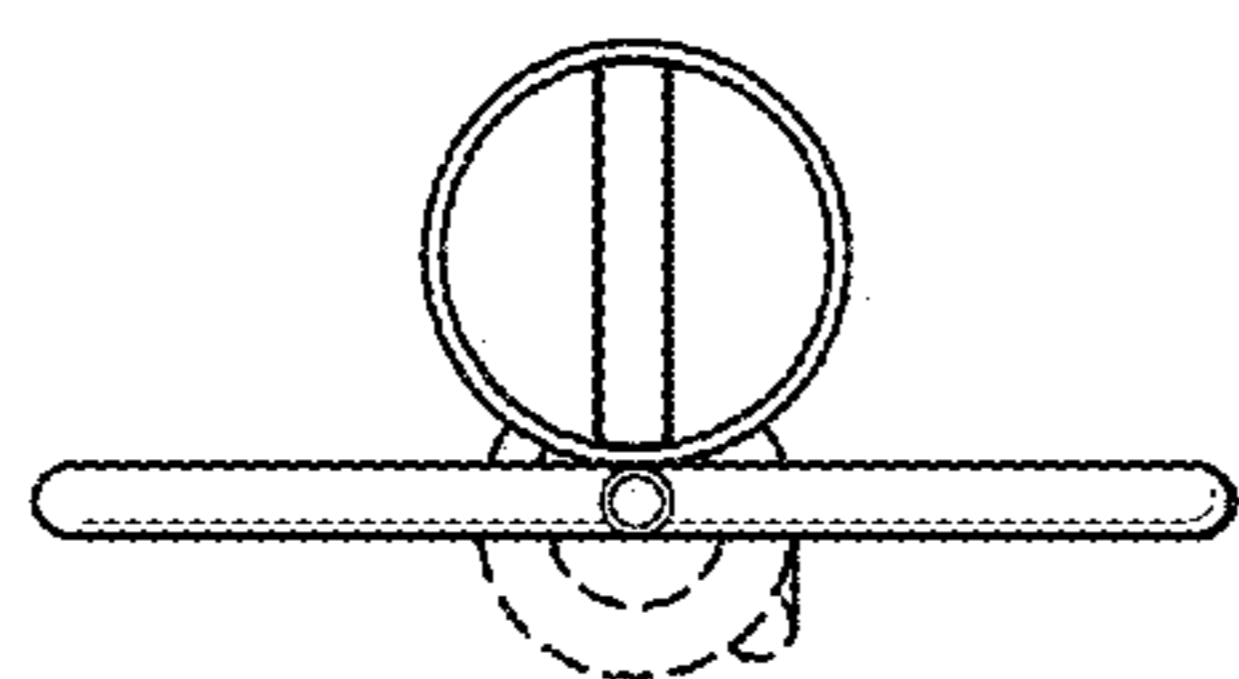
**FIG. 3**




**FIG. 4**



**FIG. 5**



**FIG. 6**



**FIG. 7**