

US00D897484S

(12) **United States Design Patent**
Masinelli et al.

(10) **Patent No.:** **US D897,484 S**

(45) **Date of Patent:** **** *Sep. 29, 2020**

(54) **CARTRIDGE**

(71) Applicant: **Olin Corporation**, St. Louis, MO (US)

(72) Inventors: **Kyle A. Masinelli**, Oxford, MS (US);
Charles Willis Moore, Oxford, MS (US)

(73) Assignee: **Olin Corporation**, St. Louis, MO (US)

(*) Notice: This patent is subject to a terminal disclaimer.

(**) Term: **15 Years**

(21) Appl. No.: **29/667,640**

(22) Filed: **Oct. 23, 2018**

(51) **LOC (12) Cl.** **22-16**

(52) **U.S. Cl.**
USPC **D22/116**

(58) **Field of Classification Search**
USPC D22/115-116
CPC F42B 12/34; F42B 12/78; F42B 12/74;
F42B 12/24; F42B 12/54
See application file for complete search history.

(56) **References Cited**

U.S. PATENT DOCUMENTS

- 5,208,424 A * 5/1993 Schluckebier F42B 12/34
102/509
- D733,834 S * 7/2015 Burczynski D22/115

- D733,836 S * 7/2015 Burczynski D22/115
- D858,682 S * 9/2019 Couch D22/116
- 2010/0018430 A1* 1/2010 Masinelli F42B 12/34
102/507
- 2015/0330751 A1* 11/2015 Flint F42B 12/367
102/507
- 2018/0313639 A1* 11/2018 Peterson F42B 12/745
- 2019/0316888 A1* 10/2019 Thielen F42B 12/34

* cited by examiner

Primary Examiner — Michael A. Pratt

(74) *Attorney, Agent, or Firm* — Harness, Dickey & Pierce, PLC

(57) **CLAIM**

The ornamental design for a cartridge, as shown and described.

DESCRIPTION



The patent or application file contains at least one drawing executed in color. Copies of this patent or patent application publication with color drawing(s) will be provided by the Office upon request and payment of the necessary fee.

FIG. 1 is a perspective view of the cartridge showing the design;

FIG. 2 is a front end plan view of the cartridge; and,

FIG. 3 is a side elevation view of the cartridge, the cartridge being rotationally symmetric, appearing the same from all sides.

1 Claim, 1 Drawing Sheet
(1 of 1 Drawing Sheet(s) Filed in Color)






Fig. 1




Fig. 2




Fig. 3