



US00D897469S

(12) **United States Design Patent** (10) **Patent No.:** **US D897,469 S**
Doerksen et al. (45) **Date of Patent:** **** Sep. 29, 2020**

(54) **FOOT PAD FOR ELECTRIC VEHICLE**

(71) Applicant: **Future Motion, Inc.**, Santa Cruz, CA (US)

(72) Inventors: **Kyle Jonathan Doerksen**, Santa Cruz, CA (US); **Beau Robertson**, Santa Cruz, CA (US)

(73) Assignee: **Future Motion, Inc.**, Santa Cruz, CA (US)

(**) Term: **15 Years**

(21) Appl. No.: **29/683,178**

(22) Filed: **Mar. 11, 2019**

(51) **LOC (12) Cl.** **21-02**

(52) **U.S. Cl.**
USPC **D21/771**

(58) **Field of Classification Search**
USPC D21/419, 421, 423, 426, 760, 763, 765, D21/766, 769, 771, 776, 803; D12/1
(Continued)

(56) **References Cited**

U.S. PATENT DOCUMENTS

1,585,258 A 5/1926 Moore
4,023,864 A 5/1977 Lang et al.
(Continued)

FOREIGN PATENT DOCUMENTS

TW 450823 B 8/2001
WO 2009071879 A9 6/2009

OTHER PUBLICATIONS

Ben Smither, "Balancing Scooter / Skateboard", video, retrieved Sep. 22, 2016 from <https://www.youtube.com/watch?v=HGbbag9dkIU>, uploaded to YouTube on Mar. 4, 2007.

(Continued)

Primary Examiner — Cynthia M. Chin

(74) *Attorney, Agent, or Firm* — Kolitch Romano LLP

(57) **CLAIM**

The ornamental design for a foot pad for electric vehicle, as shown and described.

DESCRIPTION

FIG. 1 is a top perspective view of a first embodiment of our new design for a foot pad for electric vehicle, showing an illustration of use on an electric vehicle;

FIG. 2 is another top perspective view of the first embodiment thereof, with the exemplary electric vehicle removed for clarity of details;

FIG. 3 is a bottom perspective view of the first embodiment thereof;

FIG. 4 is a front view of the first embodiment thereof;

FIG. 5 is a rear view of the first embodiment thereof;

FIG. 6 is a right side view of the first embodiment thereof;

FIG. 7 is a left side view of the first embodiment thereof;

FIG. 8 is a top view of the first embodiment thereof;

FIG. 9 is a bottom view of the first embodiment thereof;

FIG. 10 is a top perspective view of a second embodiment of a foot pad for electric vehicle, showing an illustration of use on an electric vehicle;

FIG. 11 is another top perspective view of the second embodiment thereof, with the exemplary electric vehicle removed for clarity of details;

FIG. 12 is a bottom perspective view of the second embodiment thereof;

FIG. 13 is a front view of the second embodiment thereof;

FIG. 14 is a rear view of the second embodiment thereof;

FIG. 15 is a right side view of the second embodiment thereof;

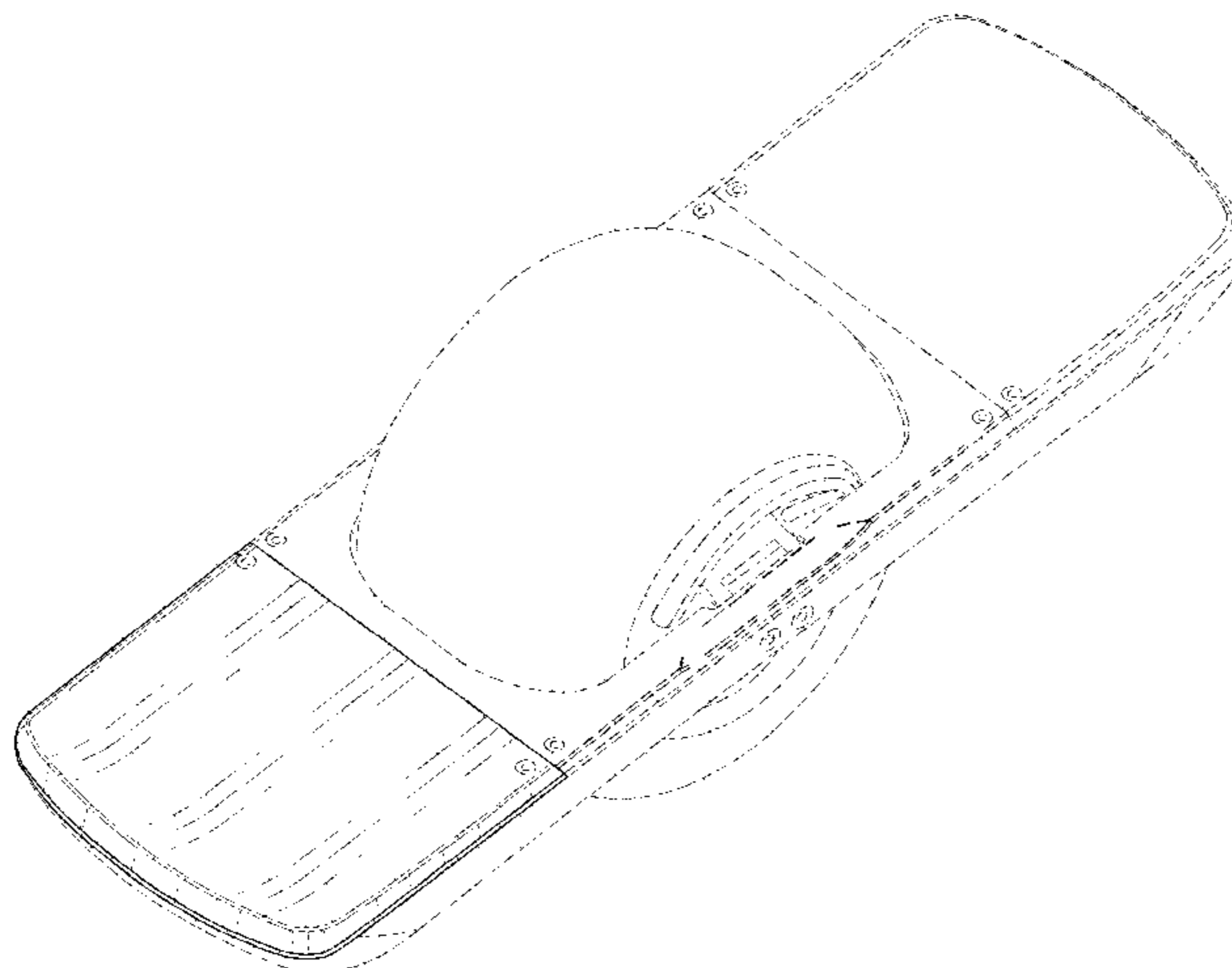
FIG. 16 is a left side view of the second embodiment thereof;

FIG. 17 is a top view of the second embodiment thereof; and,

FIG. 18 is a bottom view of the second embodiment thereof.

The broken lines shown in the drawings are for the purpose of illustrating environmental subject matter and portions of the article that form no part of the claimed design. The shading lines shown in the drawings represent the approxi-

(Continued)



mate three-dimensional contour of the design, and are not intended to indicate surface decoration.

1 Claim, 18 Drawing Sheets

(58) **Field of Classification Search**

CPC A63C 17/01; A63C 17/12; A63C 2203/00; A63C 2203/011; A63C 2203/012; A63C 2203/013; A63C 2203/40; A63C 2203/52; B62D 51/02; B62K 2202/00; B62K 2207/00; B62K 2207/02; B62K 2207/04

See application file for complete search history.

(56) **References Cited**

U.S. PATENT DOCUMENTS

4,106,786	A	8/1978	Talbott
4,109,741	A	8/1978	Gabriel
4,997,196	A	3/1991	Wood
5,119,277	A	6/1992	Copley et al.
5,119,279	A	6/1992	Makowsky
5,132,883	A	7/1992	La Lumandier
5,487,441	A	1/1996	Endo et al.
5,513,080	A	4/1996	Magle et al.
5,794,730	A	8/1998	Kamen
6,050,357	A	8/2000	Staelin et al.
6,223,104	B1	4/2001	Kamen et al.
6,242,701	B1	6/2001	Breed et al.
6,288,505	B1	9/2001	Heinzmann et al.
6,332,103	B1	12/2001	Stenson, Jr. et al.
6,408,240	B1	6/2002	Morrell et al.
6,536,788	B1	3/2003	Kuncz et al.
6,538,411	B1	3/2003	Field et al.
6,553,271	B1	4/2003	Morrell
6,561,294	B1	5/2003	Kamen et al.
6,779,621	B2	8/2004	Kamen et al.
6,789,640	B1	9/2004	Arling et al.
6,827,163	B2	12/2004	Amsbury et al.
6,874,591	B2	4/2005	Morrell et al.
6,965,206	B2	11/2005	Kamen et al.
6,992,452	B1	1/2006	Sachs et al.
7,023,330	B2	4/2006	Kamen et al.
7,053,289	B2	5/2006	Iwai et al.
7,090,040	B2	8/2006	Kamen et al.
7,091,724	B2	8/2006	Heinzmann et al.
7,130,702	B2	10/2006	Morrell
7,138,774	B2	11/2006	Negoro et al.
7,157,875	B2	1/2007	Kamen et al.
7,172,044	B2	2/2007	Bouvet
7,198,280	B2	4/2007	Hara
7,263,453	B1	8/2007	Gansler et al.
D551,592	S	9/2007	Chang et al.
7,424,927	B2	9/2008	Hiramatsu
7,467,681	B2	12/2008	Hiramatsu
7,479,097	B2	1/2009	Rosborough et al.
7,740,099	B2	6/2010	Field et al.
7,757,794	B2	7/2010	Heinzmann et al.
7,789,174	B2	9/2010	Kamen et al.
7,811,217	B2	10/2010	Odien
7,857,088	B2	12/2010	Field et al.

7,900,725	B2	3/2011	Heinzmann et al.
7,962,256	B2	6/2011	Stevens et al.
7,963,352	B2	6/2011	Alexander
7,979,179	B2	7/2011	Gansler
8,052,293	B2	11/2011	Hurwitz
8,083,313	B2	12/2011	Karppinen et al.
8,146,696	B2	4/2012	Kaufman
8,170,780	B2	5/2012	Field et al.
8,467,941	B2	6/2013	Field et al.
8,490,723	B2	7/2013	Heinzmann et al.
8,562,386	B2	10/2013	Carlson et al.
8,682,487	B2	3/2014	Kurth et al.
9,101,817	B2	8/2015	Doerksen
D746,928	S	1/2016	Doerksen
9,452,345	B2 *	9/2016	Doerksen A63C 17/12
D768,252	S	10/2016	Bigler
D769,997	S	10/2016	Doerksen
9,598,141	B1 *	3/2017	Doerksen B62K 11/007
9,707,470	B2 *	7/2017	Ma G05D 1/0891
D797,875	S *	9/2017	Ma D21/760
D802,693	S *	11/2017	Lu D21/765
9,908,580	B2 *	3/2018	Doerksen B62K 11/007
D815,228	S *	4/2018	Ma D21/765
9,962,597	B2 *	5/2018	Doerksen B62K 25/00
D821,517	S *	6/2018	Doerksen D21/765
D827,747	S *	9/2018	Ma D21/765
10,112,680	B2 *	10/2018	Doerksen B60K 7/0007
10,144,478	B2 *	12/2018	Ying G01L 5/225
D843,532	S *	3/2019	Doerksen D21/765
D850,552	S *	6/2019	Doerksen D21/765
10,369,453	B2 *	8/2019	Bigler B60L 50/52
10,399,457	B2 *	9/2019	Doerksen B62K 11/007
10,456,658	B1 *	10/2019	Doerksen B60L 3/00
2005/0241864	A1	11/2005	Hiramatsu
2006/0038520	A1	2/2006	Negoro et al.
2006/0049595	A1	3/2006	Crigler et al.
2006/0170174	A1	8/2006	Hiramatsu
2006/0213711	A1	9/2006	Hara
2006/0260862	A1	11/2006	Nishikawa
2007/0194558	A1	8/2007	Stone et al.
2007/0254789	A1	11/2007	Odien
2011/0309772	A1	12/2011	Forgey
2012/0232734	A1	9/2012	Pelletier
2013/0081891	A1	4/2013	Ulmen et al.
2013/0175943	A1	7/2013	Tackett
2016/0121198	A1 *	5/2016	Doerksen A63C 17/014 701/22
2017/0120139	A1 *	5/2017	Ma A63C 17/014
2018/0072367	A1 *	3/2018	Li B62K 11/007

OTHER PUBLICATIONS

www.electricunicycle.com, "Leviskate self-balancing one-wheel skateboard", video, retrieved Sep. 22, 2016 from <https://www.youtube.com/watch?v=462Jl1xSSgc>, uploaded to YouTube on Aug. 5, 2007. John Xenon, "One wheel self balancing skateboard Vert Jan. 2009. #2", video, retrieved Sep. 22, 2016 from <https://www.youtube.com/watch?v=8RPFNUsuW78>, uploaded to YouTube on Jan. 3, 2009. Rodger Cleye, "Leviskate (Balancing Skateboard) in Operation", video, retrieved Sep. 22, 2016 from https://www.youtube.com/watch?v=eN2J8m_E0go, uploaded to YouTube on Apr. 18, 2013.

* cited by examiner

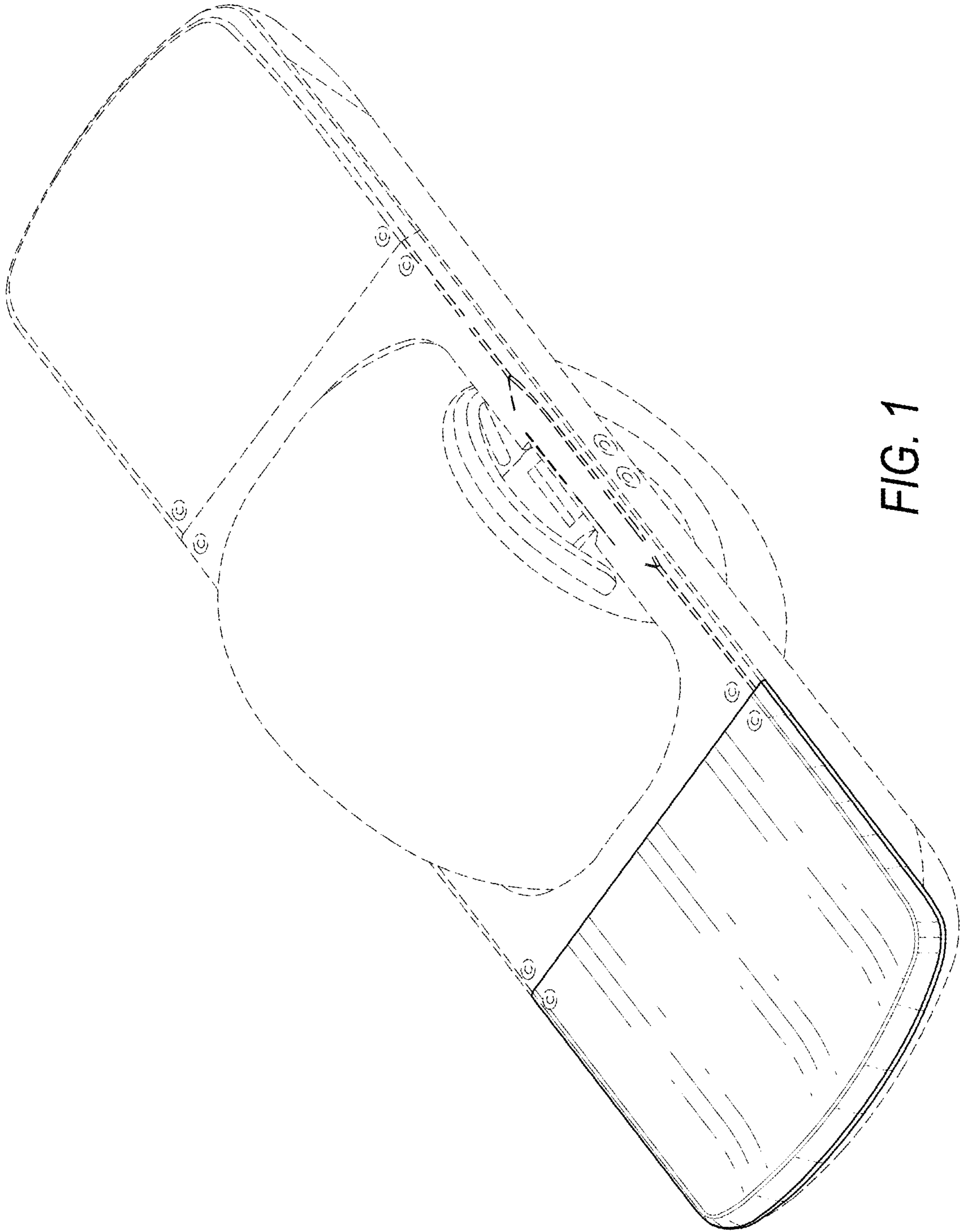


FIG. 1

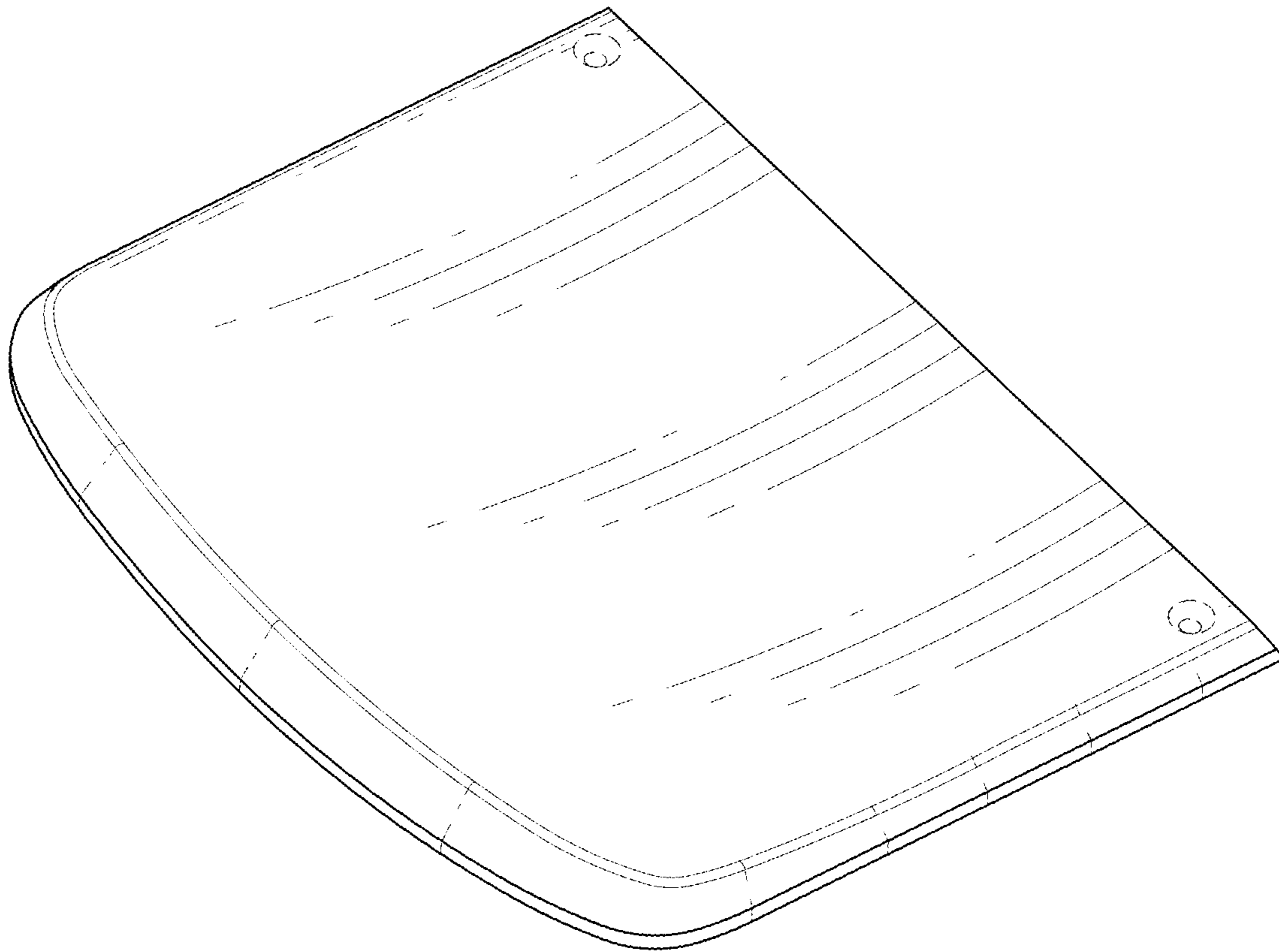


FIG. 2

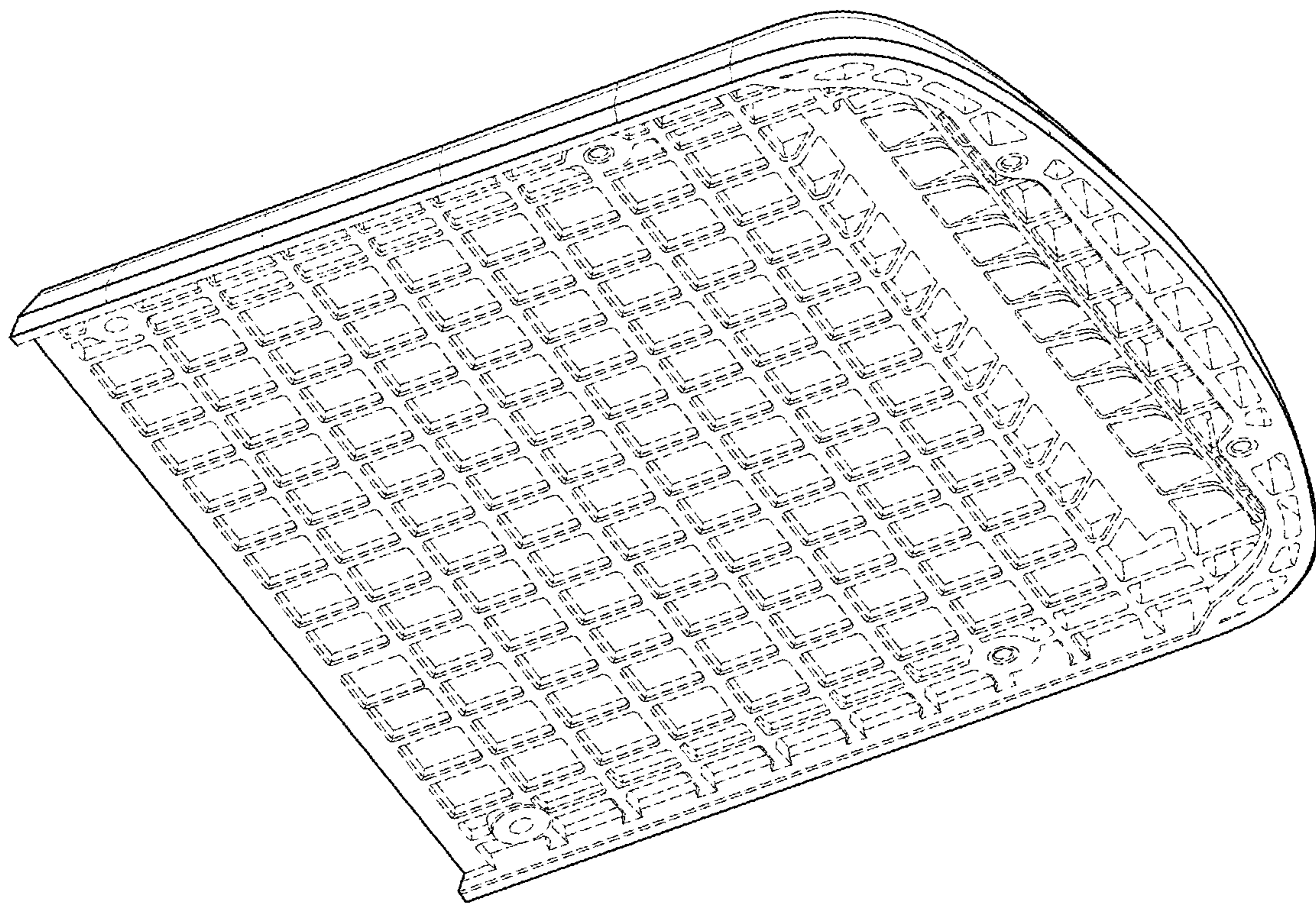


FIG. 3

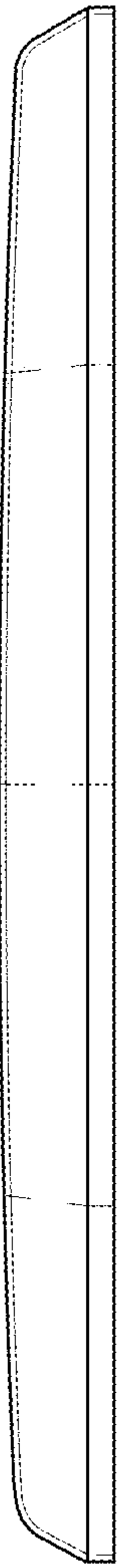


FIG. 4




FIG. 5

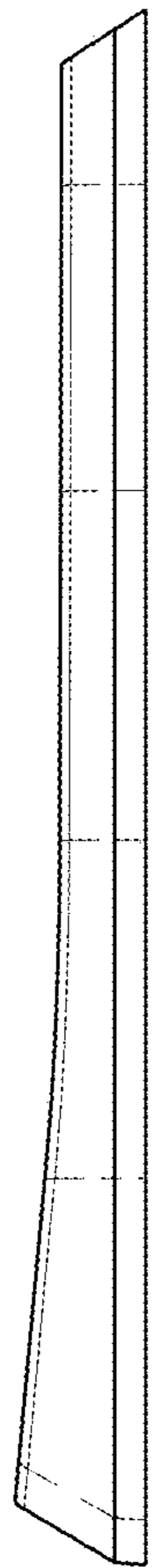


FIG. 6

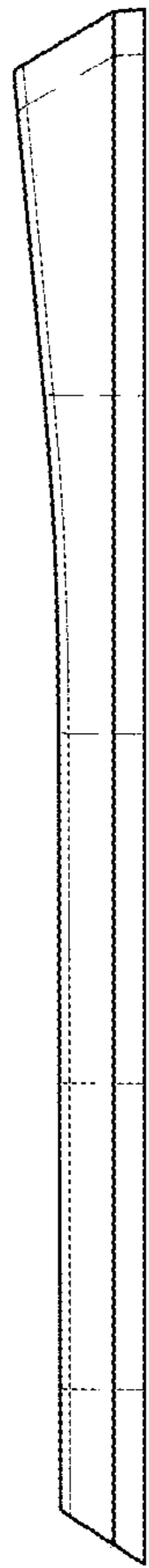


FIG. 7

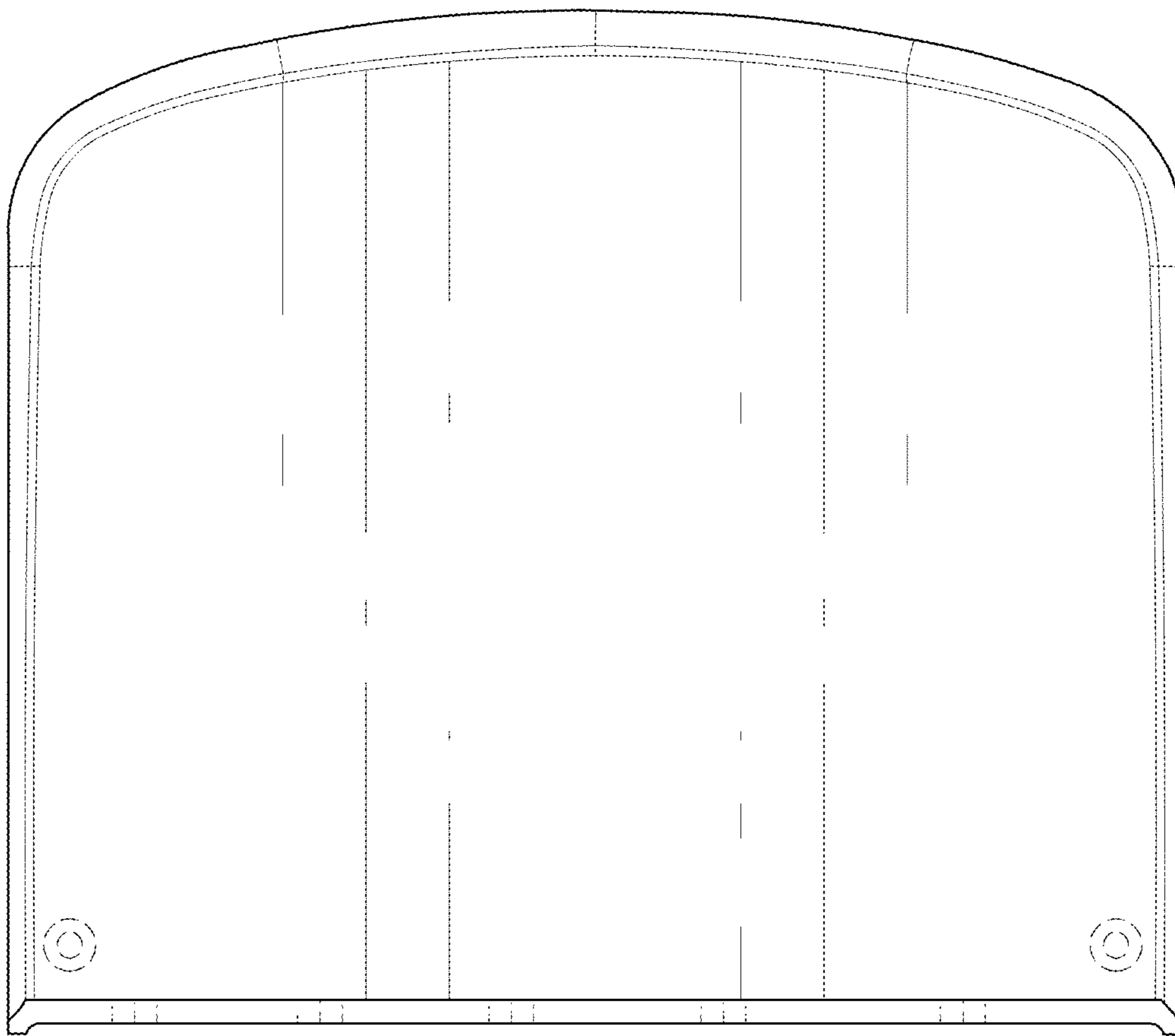


FIG. 8

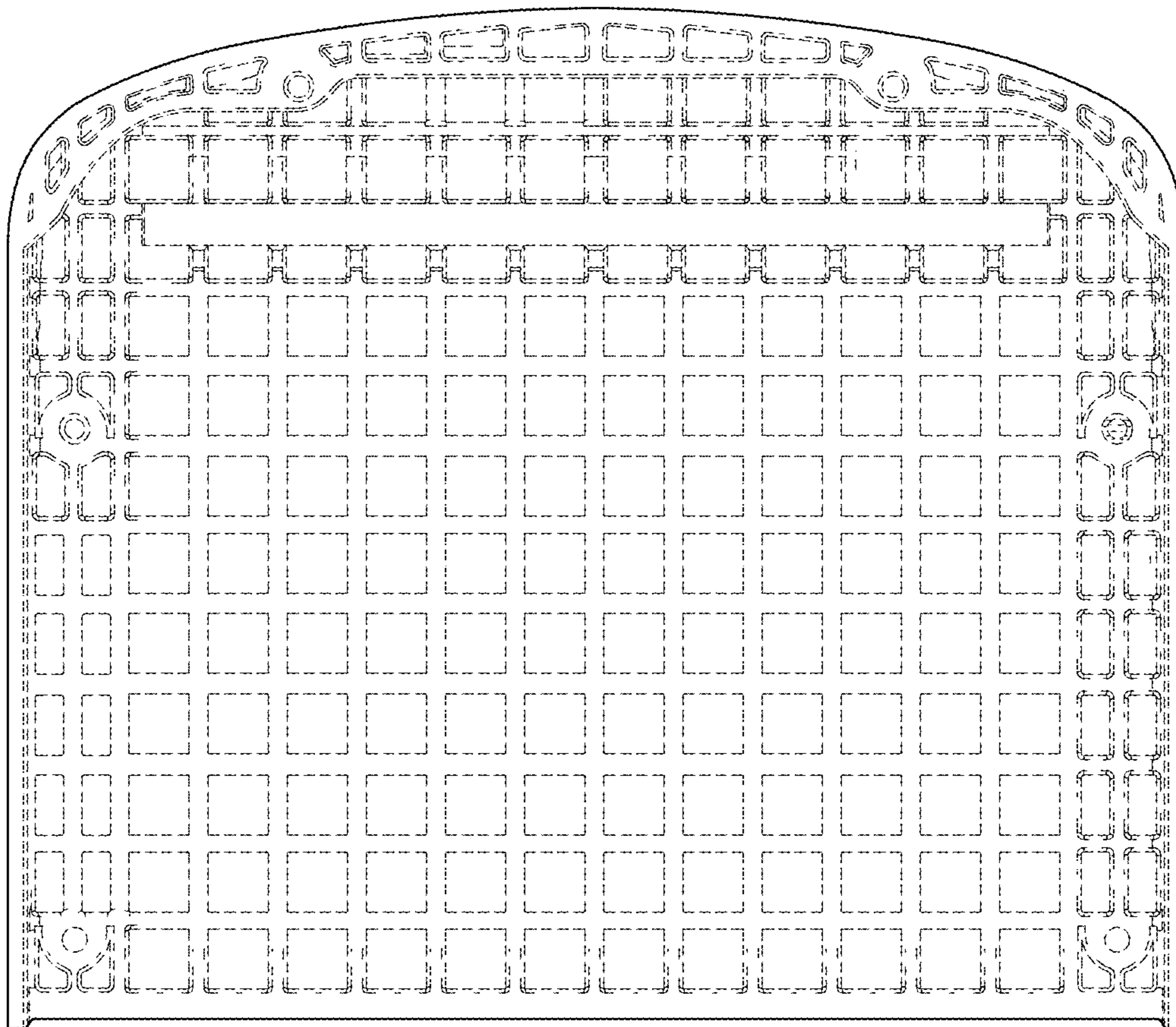


FIG. 9

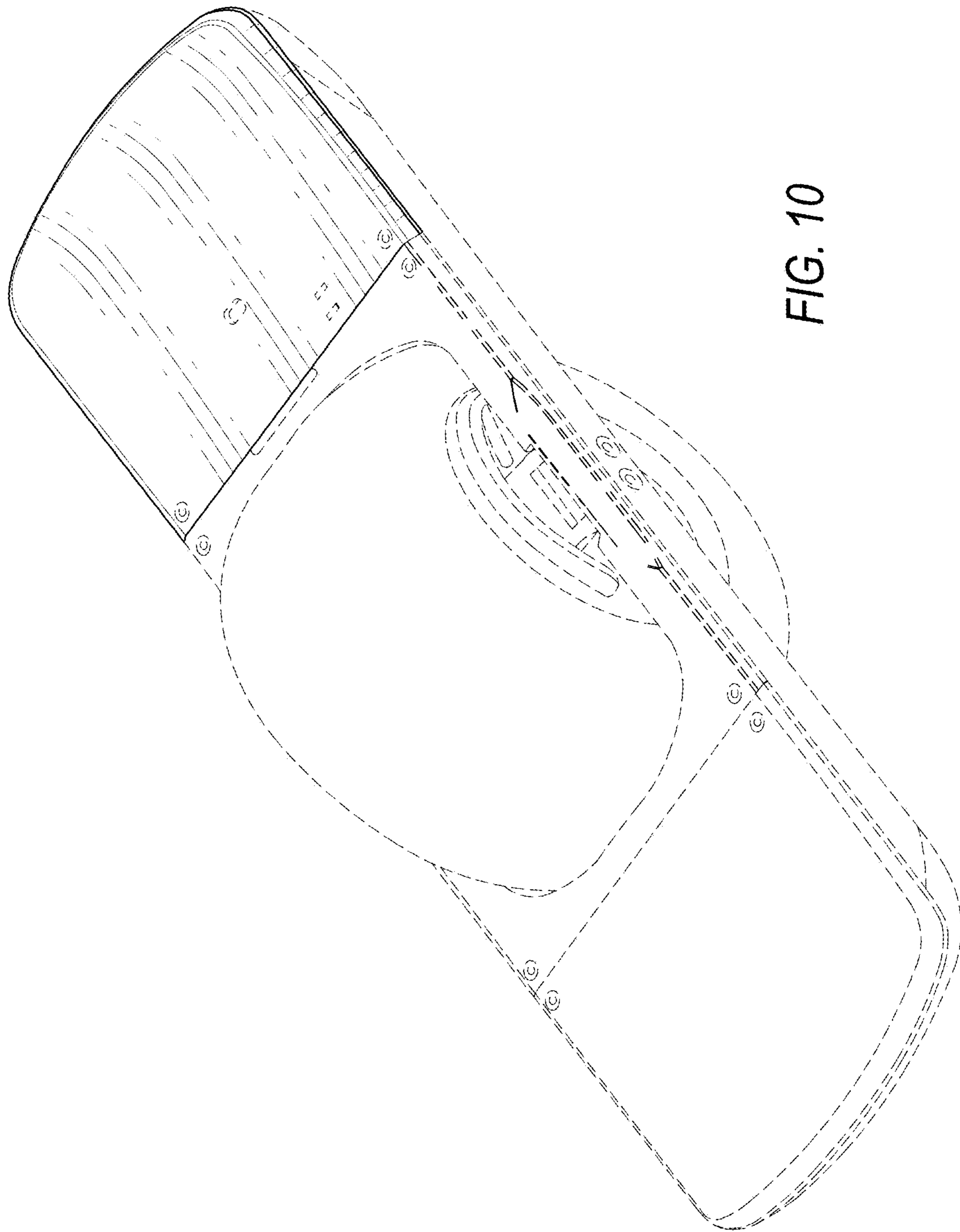


FIG. 10

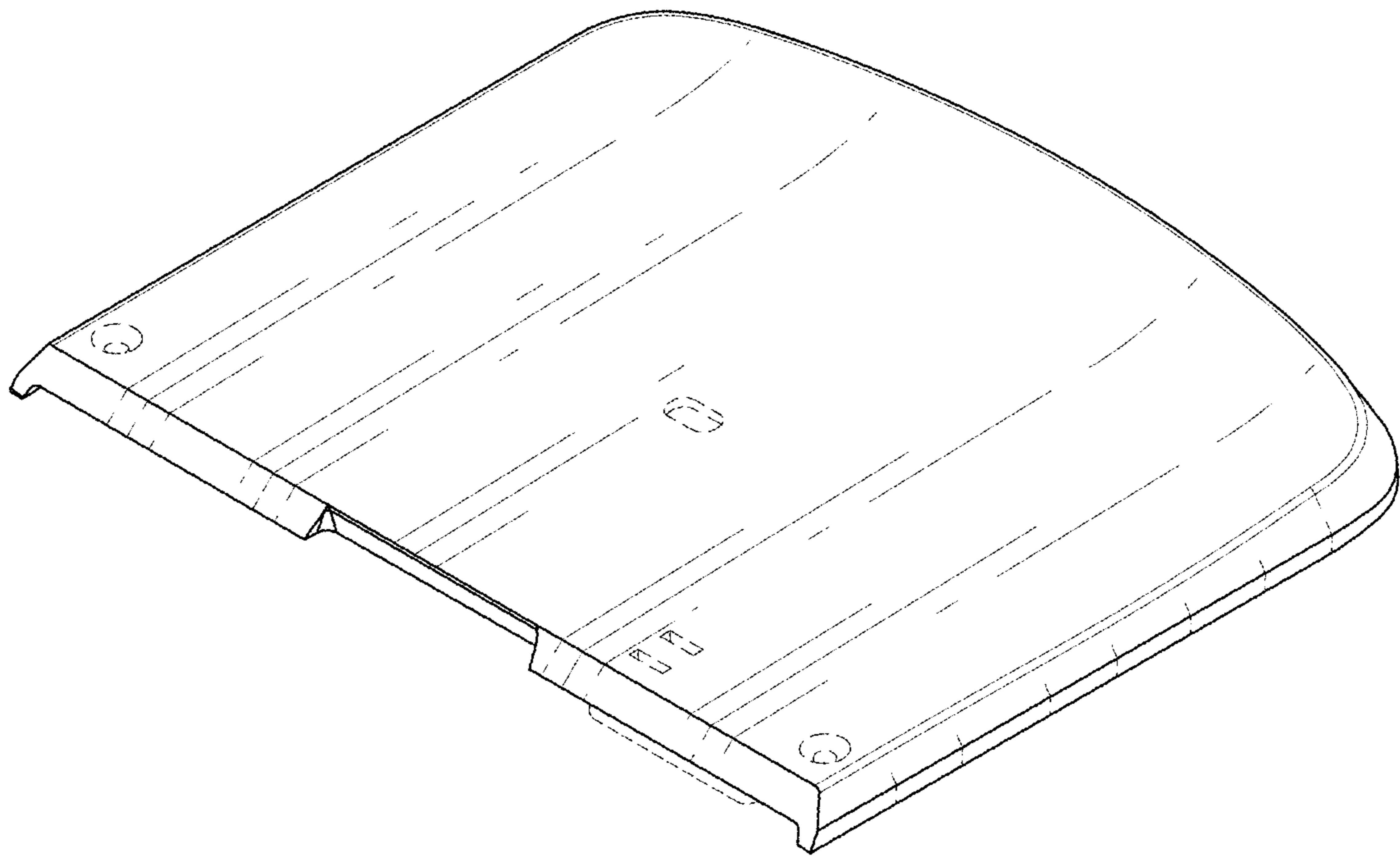


FIG. 11

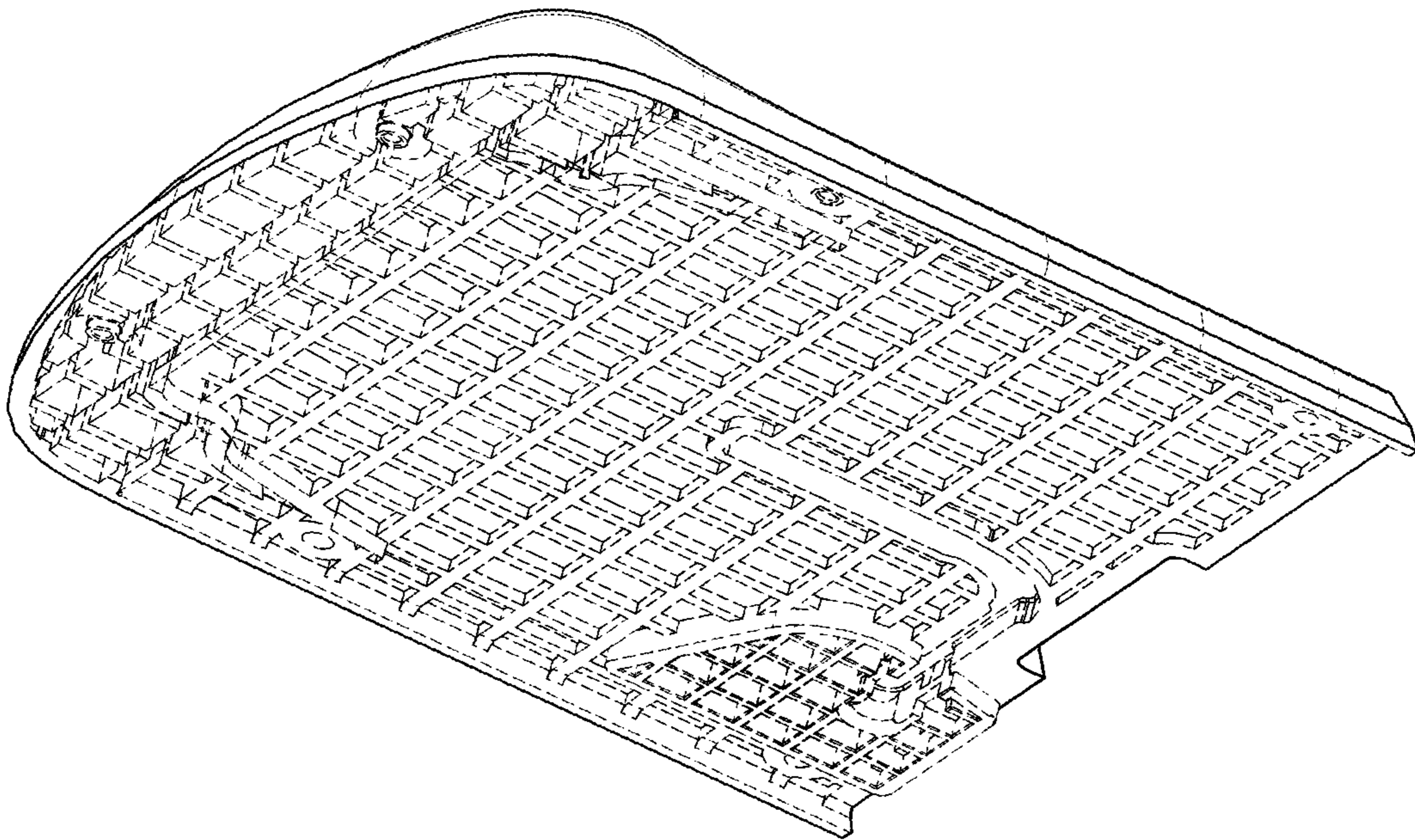


FIG. 12

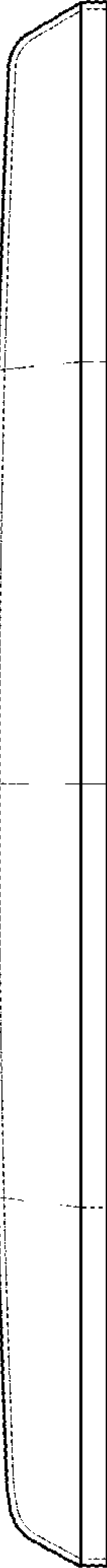


FIG. 13

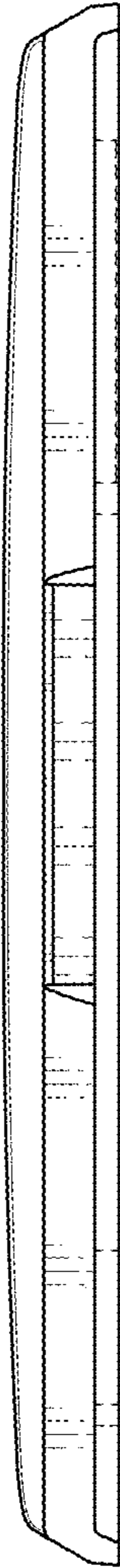


FIG. 14

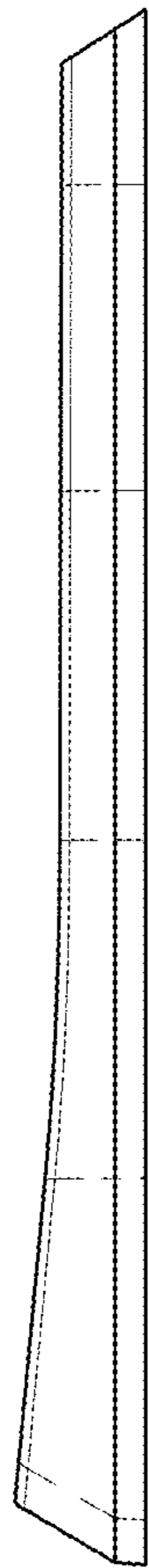


FIG. 15

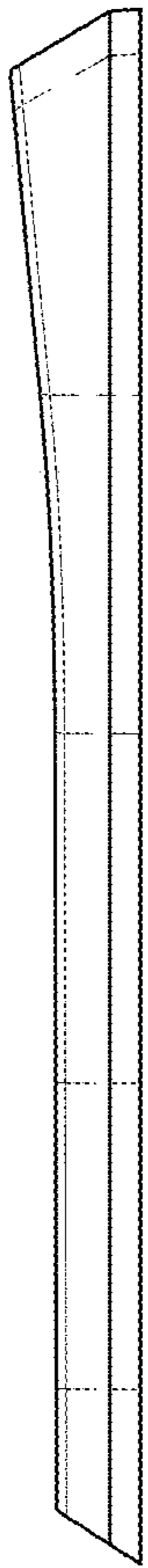


FIG. 16

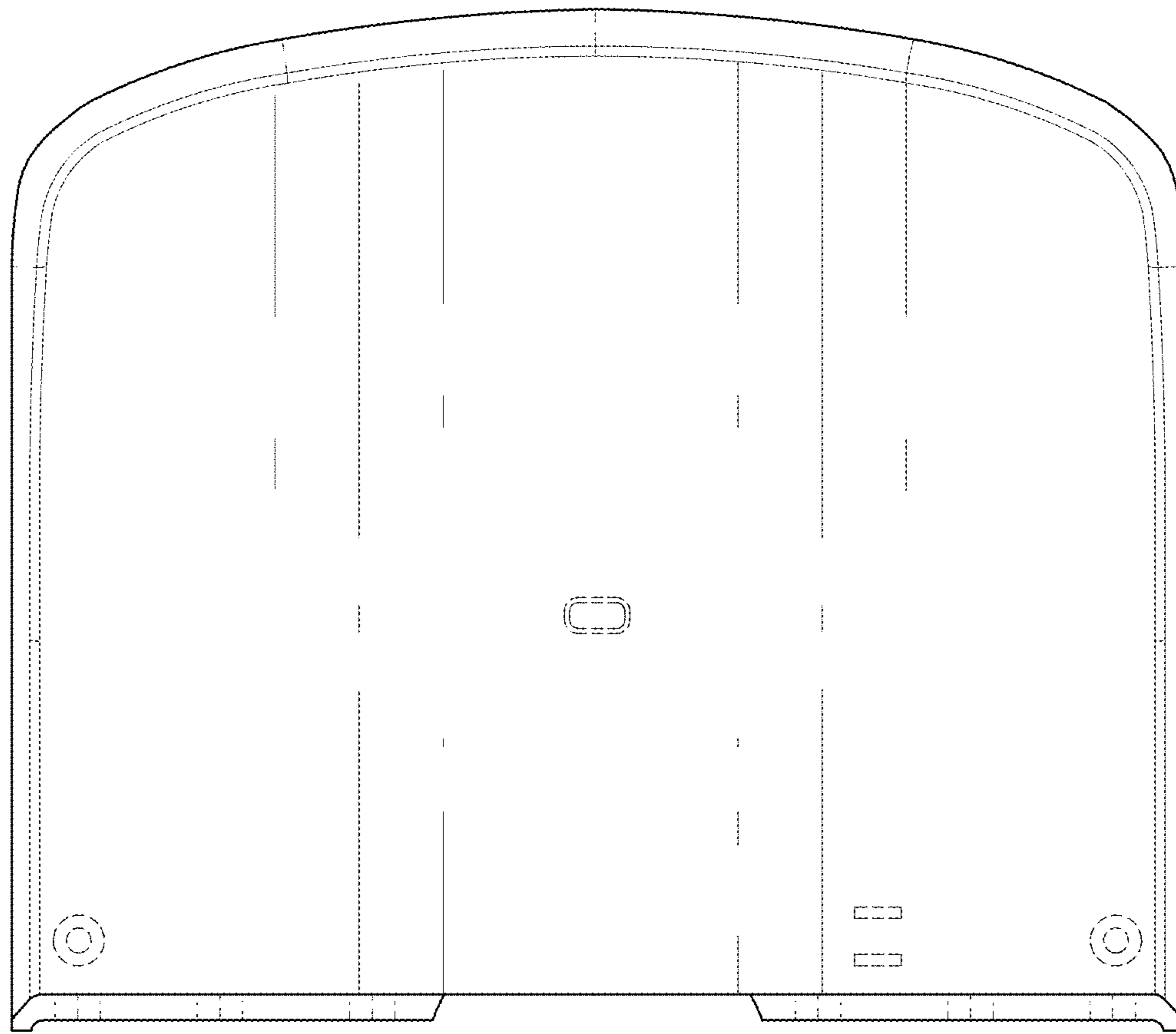


FIG. 17

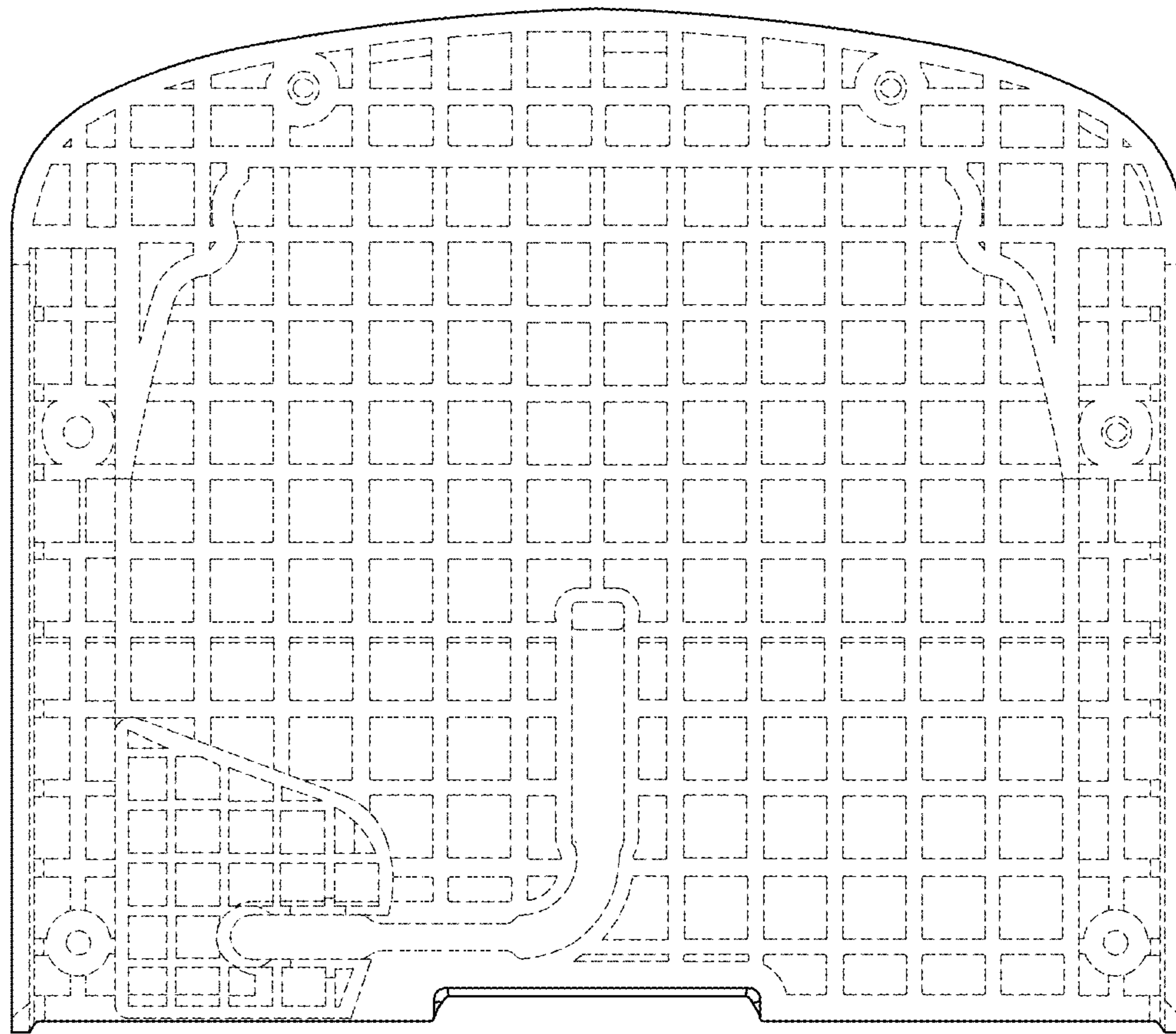


FIG. 18