



US00D897461S

(12) **United States Design Patent**
Hanet

(10) **Patent No.:** **US D897,461 S**

(45) **Date of Patent:** **** Sep. 29, 2020**

(54) **PUTTER HEAD**

(71) Applicant: **Callaway Golf Company**, Carlsbad, CA (US)

(72) Inventor: **Robert P. Hanet**, Canton, MI (US)

(73) Assignee: **Callaway Golf Company**, Carlsbad, CA (US)

(**) Term: **15 Years**

(21) Appl. No.: **29/685,493**

(22) Filed: **Mar. 28, 2019**

(51) **LOC (12) Cl.** **21-02**

(52) **U.S. Cl.**
USPC **D21/743**

(58) **Field of Classification Search**
USPC D21/736-746
CPC A63B 53/00; A63B 53/04; A63B 53/007;
A63B 53/065; A63B 53/0487; A63B
60/00; A63B 60/46

See application file for complete search history.

(56) **References Cited**

U.S. PATENT DOCUMENTS

D255,373 S *	6/1980	Solheim	D21/743
D396,083 S *	7/1998	Sheets	D21/742
D399,911 S *	10/1998	Nicolette	D21/736
D400,610 S *	11/1998	Cameron	D21/742
D407,445 S *	3/1999	Rollinson	D21/743
D428,457 S *	7/2000	Rollinson	D21/743
6,273,831 B1 *	8/2001	Dewanjee	A63B 53/04 473/324
D511,802 S *	11/2005	Cameron	D21/744
D514,181 S *	1/2006	Cameron	D21/738
D624,978 S *	10/2010	Rollinson	D21/743
D635,625 S *	4/2011	Rollinson	D21/743
D641,441 S *	7/2011	Hilton	D21/743
D644,703 S *	9/2011	Serrano	D21/743

D720,024 S *	12/2014	Rollinson	D21/736
D720,411 S *	12/2014	Rollinson	D21/743
D720,412 S *	12/2014	Rollinson	D21/743
D759,172 S *	6/2016	Rollinson	D21/743
D759,173 S *	6/2016	Rollinson	D21/743
D768,247 S *	10/2016	Rollinson	D21/744
D769,995 S *	10/2016	Rollinson	D21/744
D769,996 S *	10/2016	Abbott	D21/744
D796,603 S *	9/2017	Serrano	D21/744
D799,616 S *	10/2017	Becktor	D21/742
D846,671 S *	4/2019	Hilton	D21/744
D847,923 S *	5/2019	Wang	D21/736
D860,352 S *	9/2019	Rollinson	D21/743
D875,195 S *	2/2020	Serrano	D21/743
D879,223 S *	3/2020	Serrano	D21/742
2006/0223646 A1 *	10/2006	Rife	A63B 53/0487 473/251

* cited by examiner

Primary Examiner — Mitchell I. Siegel

(74) *Attorney, Agent, or Firm* — Rebecca Hanovice;
Michael Catania; Sonia Lari

(57) **CLAIM**

The ornamental design for a putter head, as shown and described.

DESCRIPTION

FIG. 1 is a rear perspective view of the putter head claimed herein;

FIG. 2 is a rear elevational view thereof;

FIG. 3 is a front elevational view thereof;

FIG. 4 is a right side elevational view thereof;

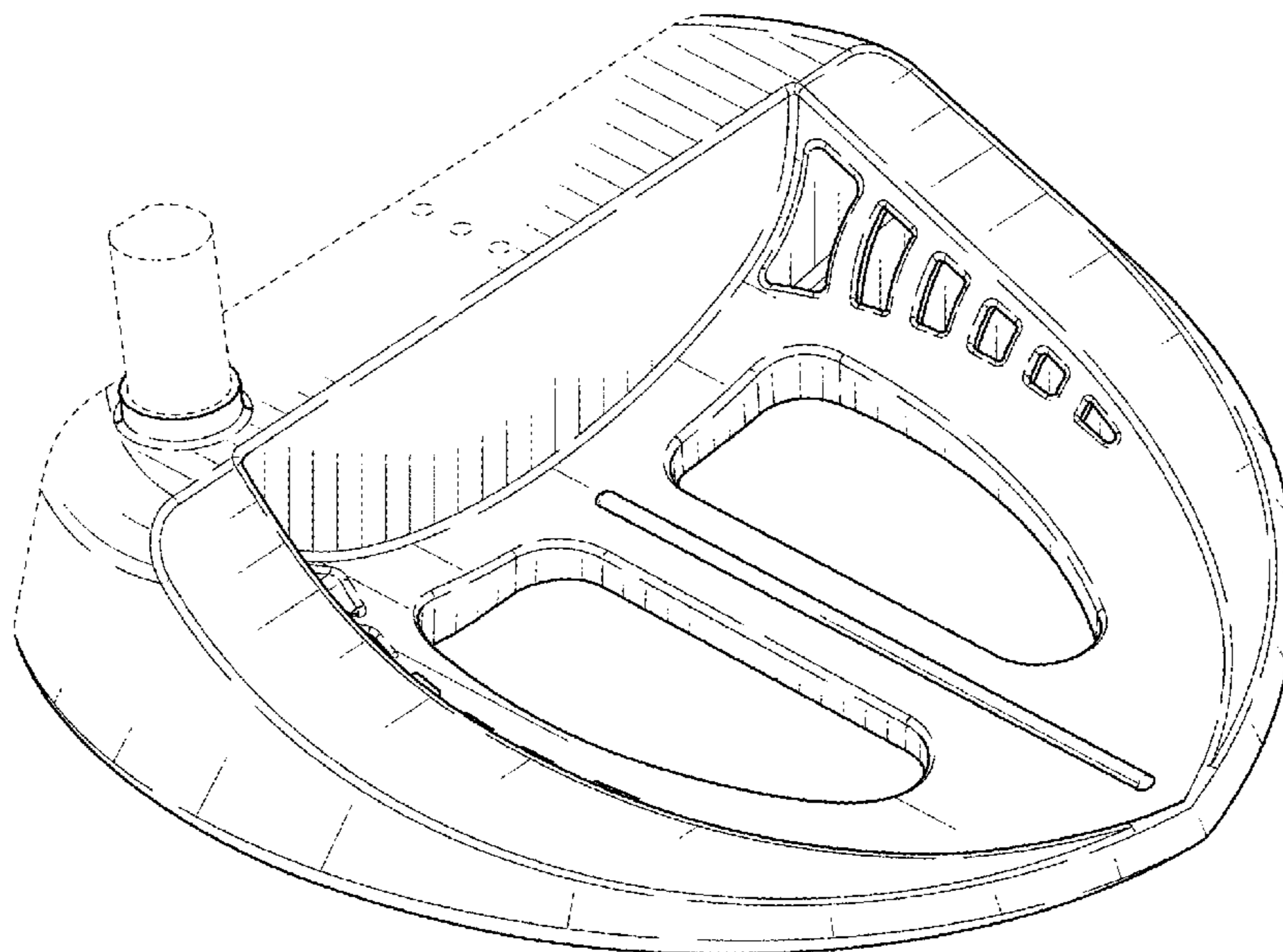
FIG. 5 is a left side elevational view thereof;

FIG. 6 is a top plan view thereof; and,

FIG. 7 is a bottom plan view thereof.

The broken lines shown are included for the purpose of illustrating unclaimed subject matter and forms no part of the claimed design.

1 Claim, 4 Drawing Sheets



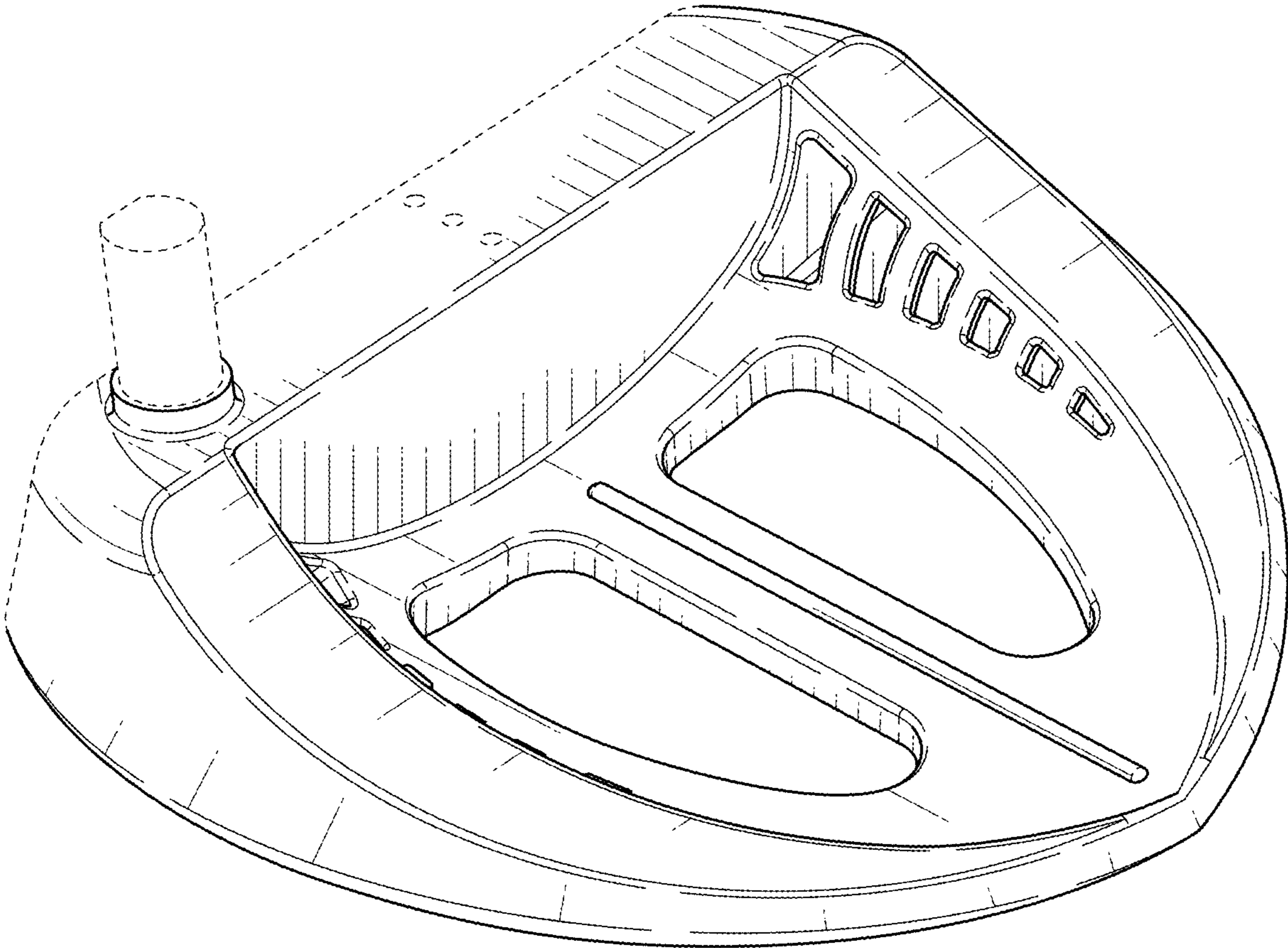


FIG. 1

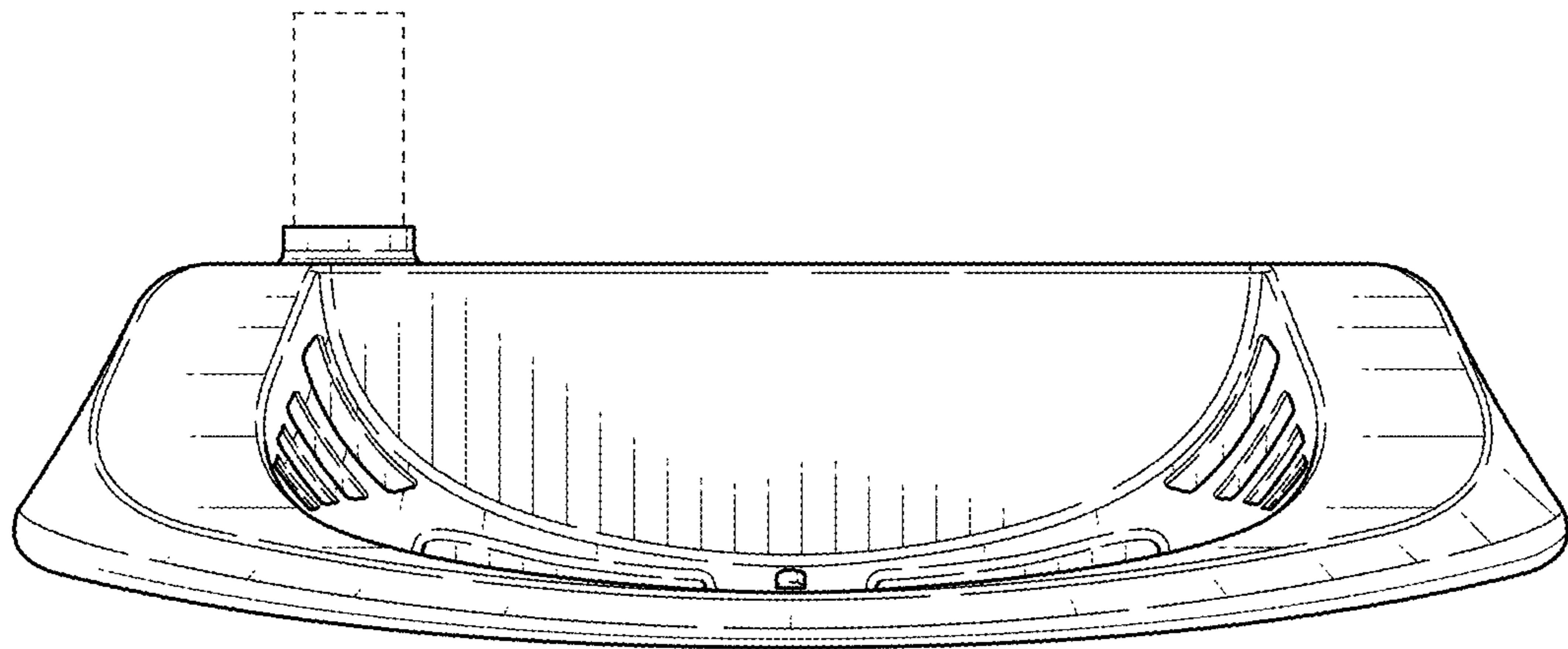


FIG. 2

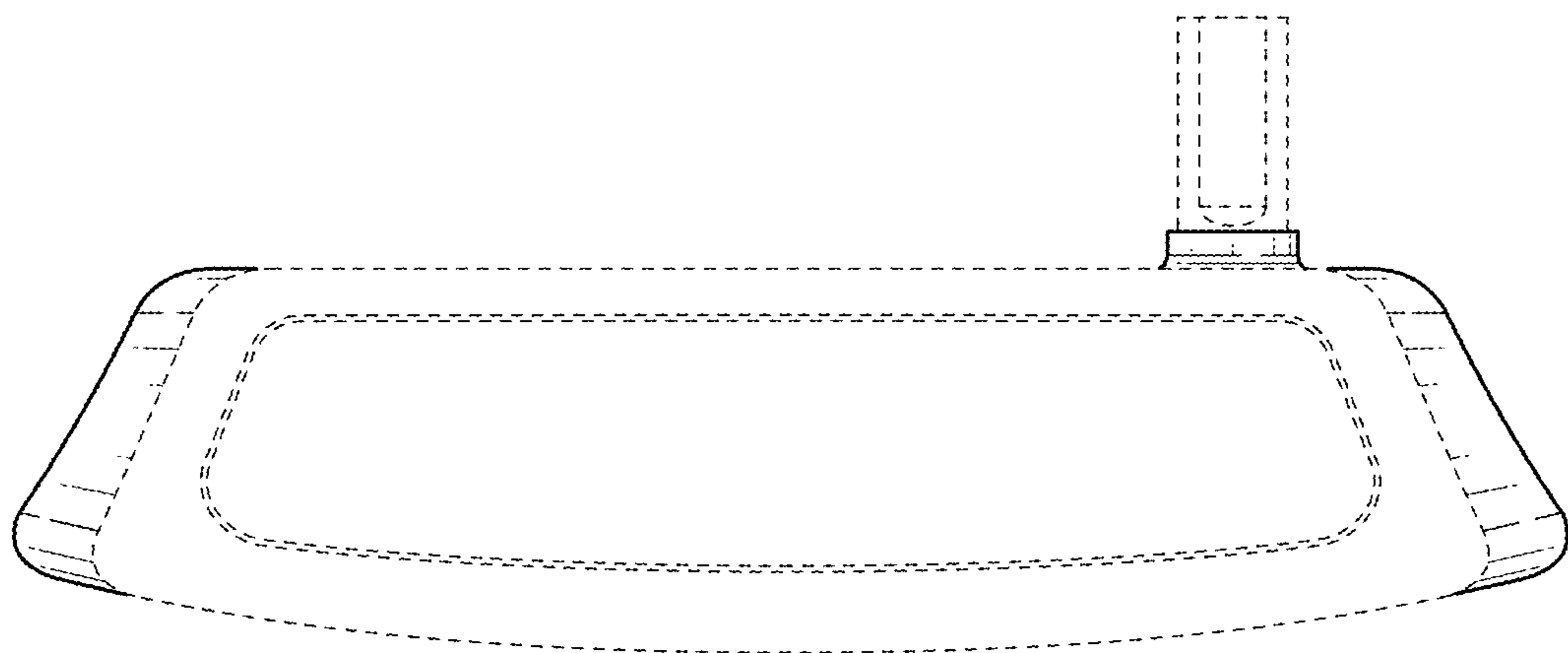


FIG. 3

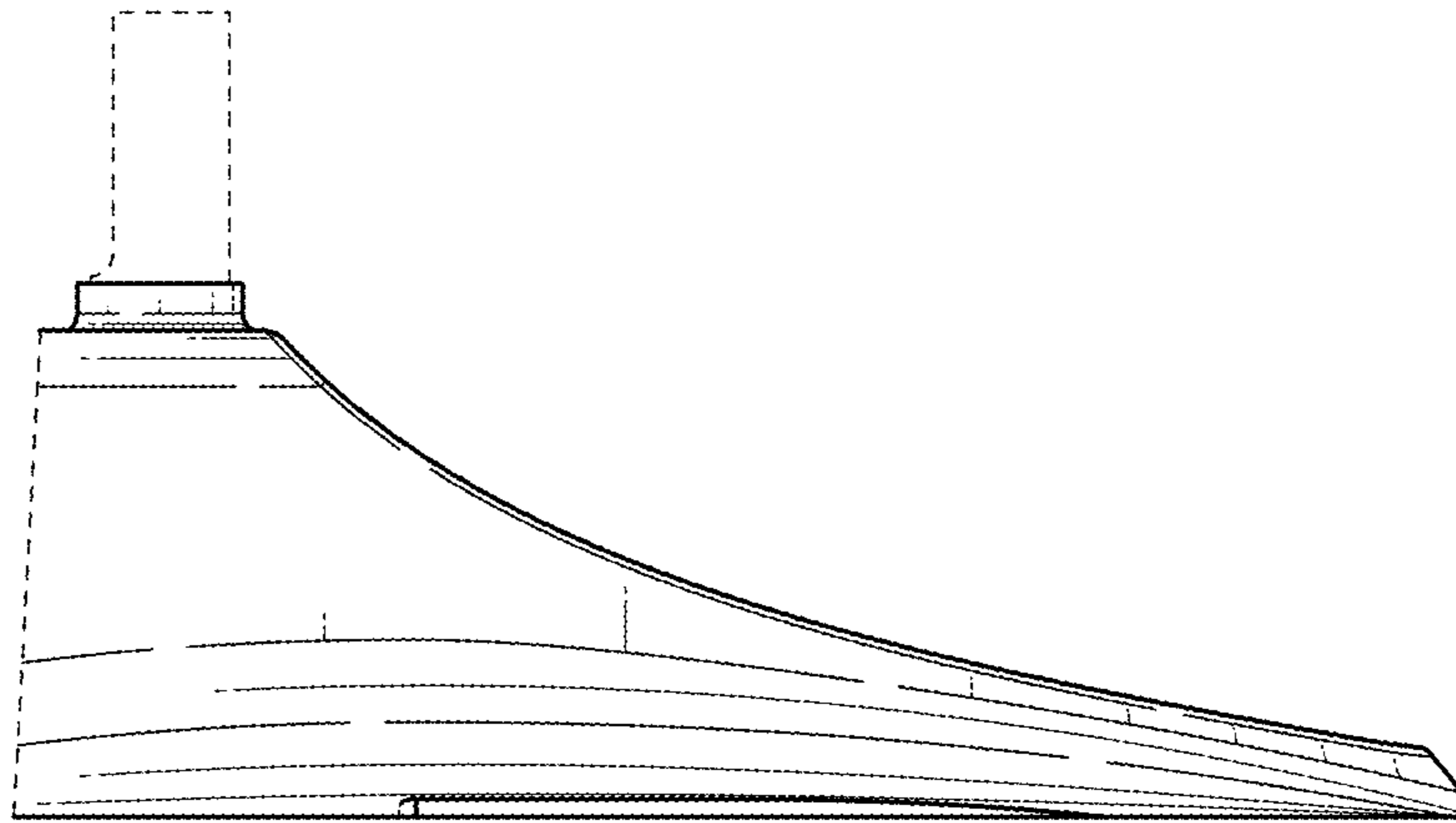


FIG. 4




FIG. 5

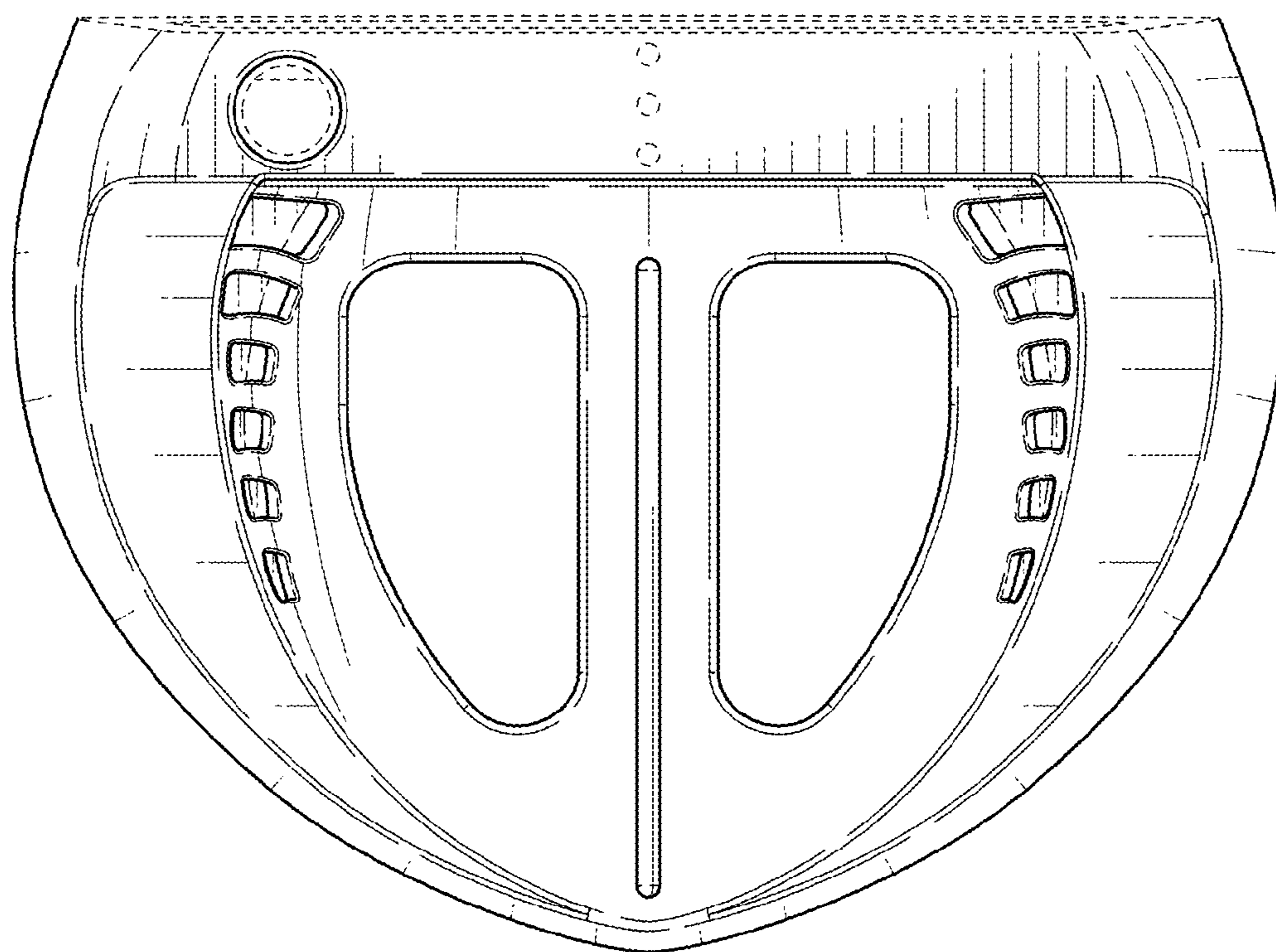


FIG. 6




FIG. 7