



US00D897454S

(12) **United States Design Patent**
Li

(10) **Patent No.:** **US D897,454 S**

(45) **Date of Patent:** **** Sep. 29, 2020**

- (54) **TOY BOX**
- (71) Applicant: **Shenzhen Xinjiale International Trade Co., Ltd., Shenzhen (CN)**
- (72) Inventor: **Susu Li, Shenzhen (CN)**
- (73) Assignee: **Shenzhen Xinjiale International Trade Co., Ltd., Shenzhen (CN)**
- (**) Term: **15 Years**
- (21) Appl. No.: **29/687,008**
- (22) Filed: **Apr. 10, 2019**
- (51) **LOC (12) Cl.** **21-01**
- (52) **U.S. Cl.**
USPC **D21/589**
- (58) **Field of Classification Search**
USPC D21/576, 585, 586, 587, 588, 589, 590,
D21/591, 592, 604; D11/131, 157, 158;
D17/24, 99; D14/175, 176, 177, 168;
D3/201, 903; D9/721, 414, 432;
D99/28, 34, 35, 36, 37, 38, 40, 43, 99;
446/8, 9, 72, 97, 268, 297, 298, 308, 309,
446/310, 369
CPC A63H 33/00; A63H 33/004; A63H 13/00;
A63H 13/16; A63H 13/005; A63H 11/00;
A63H 3/00; A63H 3/20; A63H 3/40;
A63H 29/04; A63H 17/02
See application file for complete search history.

(56) **References Cited**

U.S. PATENT DOCUMENTS

- 677,723 A * 7/1901 Walters A63H 13/16
446/310
- D47,221 S * 4/1915 Drayton D99/40
- D56,912 S * 1/1921 Curtiss D99/37
- 1,615,925 A * 2/1927 Yancey A63F 9/0413
446/310
- D142,276 S * 8/1945 Leduc D9/628

- 2,446,540 A * 8/1948 Leach A63H 13/16
446/310
- 2,598,807 A * 6/1952 Lawson, Jr. A63H 13/16
446/9
- 3,037,779 A * 6/1962 Duncan G11B 33/06
446/299
- D209,767 S * 1/1968 Kohner et al. D21/475
- 3,538,620 A * 11/1970 Kohner A63H 33/00
434/258
- D222,595 S * 11/1971 Blessing D17/24
- D225,165 S * 11/1972 Doe D21/589
- D225,249 S * 11/1972 Ostrander D21/589
- 3,894,353 A * 7/1975 Oguchi A63H 13/20
446/486
- D238,594 S * 1/1976 Tavela D99/40
(Continued)

Primary Examiner — Elizabeth J Oswecki
(74) Attorney, Agent, or Firm — Bayramoglu Law Offices LLC


(57) **CLAIM**

The ornamental design for a toy box, as shown and described.

DESCRIPTION

FIG. 1 is a perspective view of a toy box showing my new design;
 FIG. 2 is a front view thereof;
 FIG. 3 is a rear view thereof;
 FIG. 4 is a top view thereof;
 FIG. 5 is a right view thereof, the left side view being a mirror image;
 FIG. 6 is another top view thereof, shown in an open position without a paw activated; and,
 FIG. 7 is another top view thereof, shown in an open position with a paw activated.
 A bottom plan view is omitted since the bottom plan view is flat and devoid of surface ornamentation.
 The broken lines depicting portions of a toy box form no part of the claimed design.

1 Claim, 7 Drawing Sheets



(56)

References Cited

U.S. PATENT DOCUMENTS

D252,232 S * 6/1979 Satten D21/589
D280,219 S * 8/1985 Suzuki D21/589
4,601,670 A * 7/1986 Williams A63H 3/14
446/310
D303,555 S * 9/1989 Taylor D21/589
6,116,984 A * 9/2000 Munoz A63H 13/16
446/310
D432,431 S * 10/2000 Robinson D10/2
6,262,352 B1 * 7/2001 Liu A45C 15/00
446/309
6,468,126 B1 * 10/2002 Herber A63H 13/16
446/308
6,494,759 B1 * 12/2002 Polick A63H 13/16
281/15.1
6,592,426 B2 * 7/2003 Mesch A63H 13/16
446/175
D587,323 S * 2/2009 McKinney D11/159
8,651,322 B2 * 2/2014 Fung G07F 11/44
221/165
D708,414 S * 7/2014 Chen D99/38

* cited by examiner

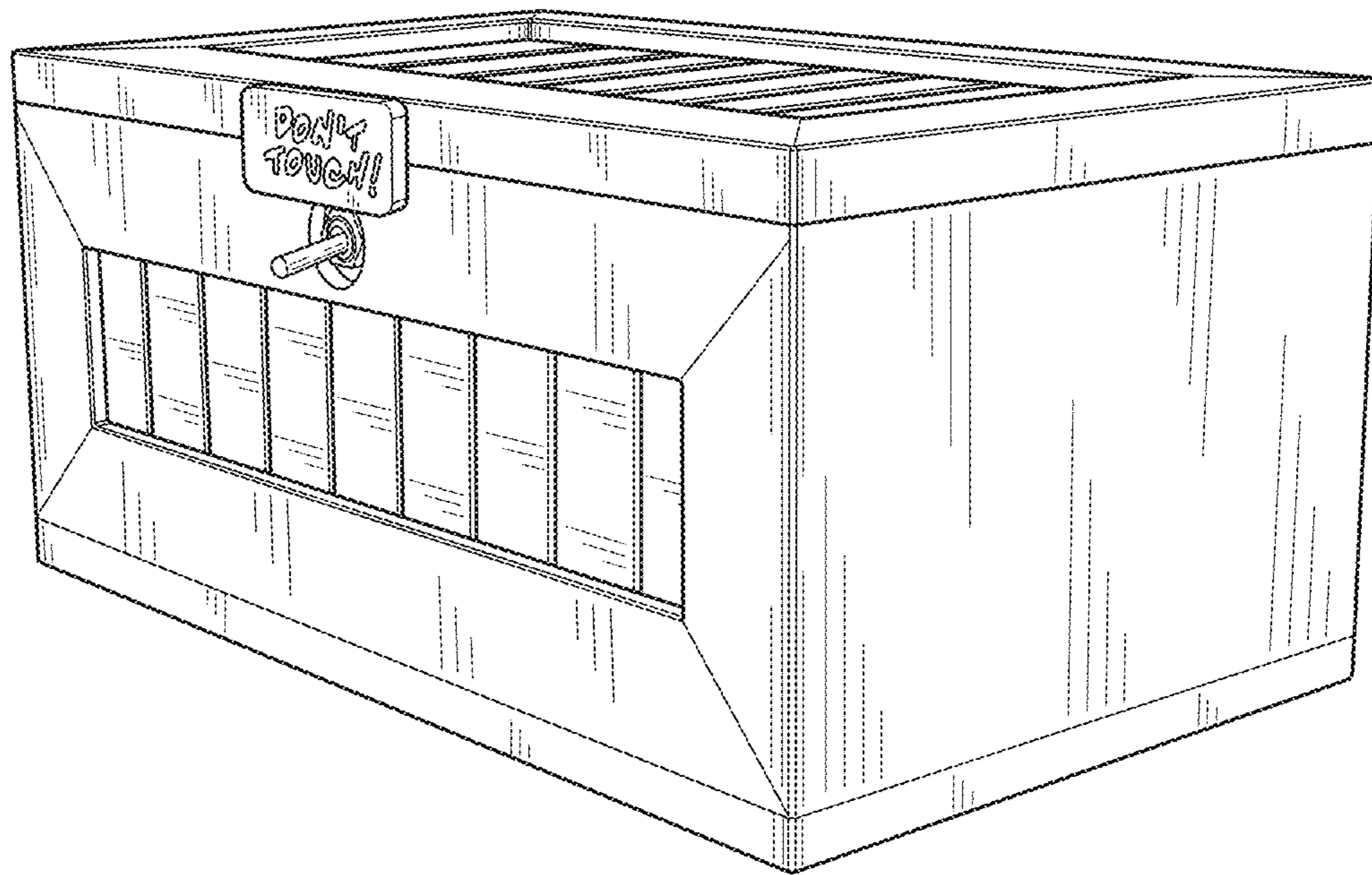


Fig. 1




Fig. 2

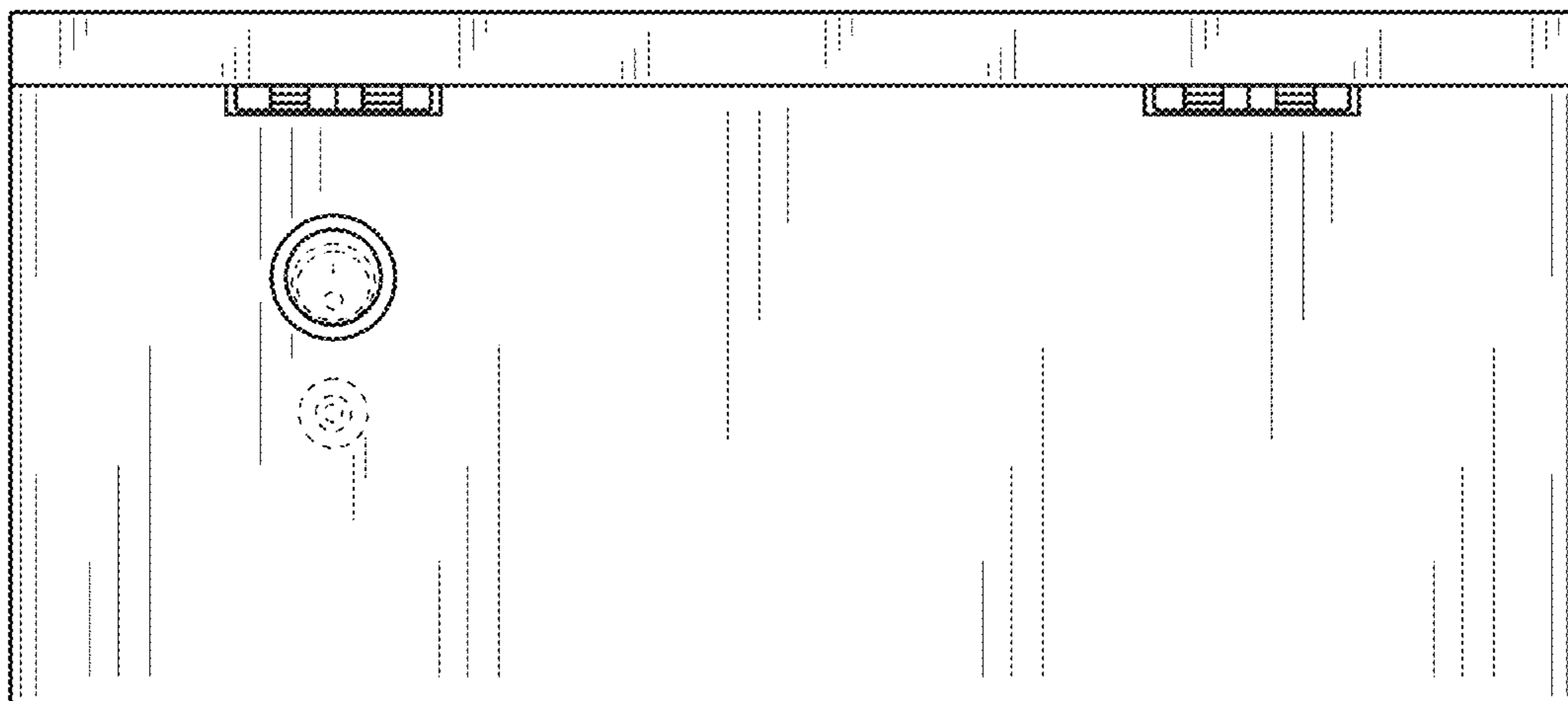


Fig. 3

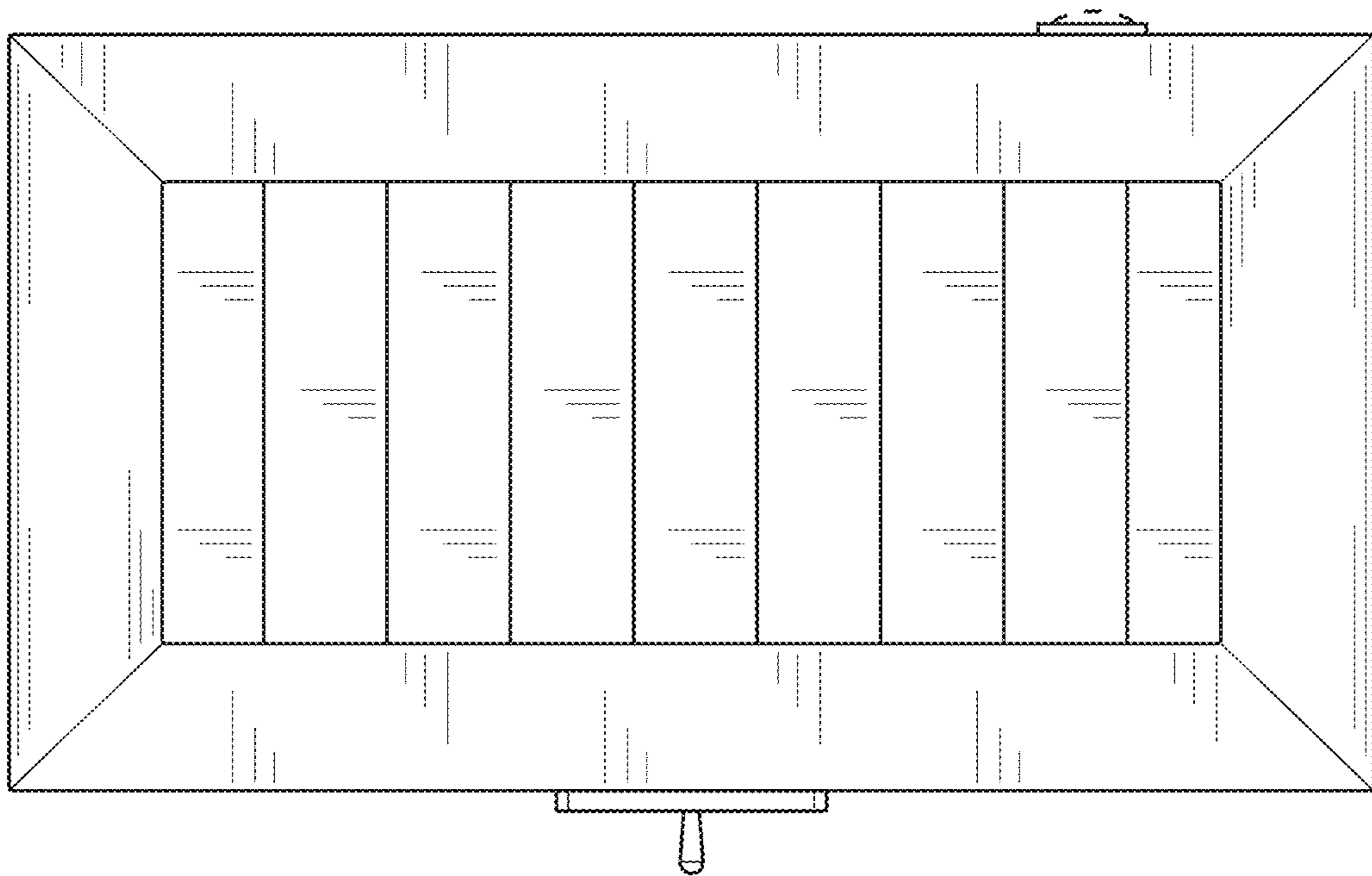


Fig. 4

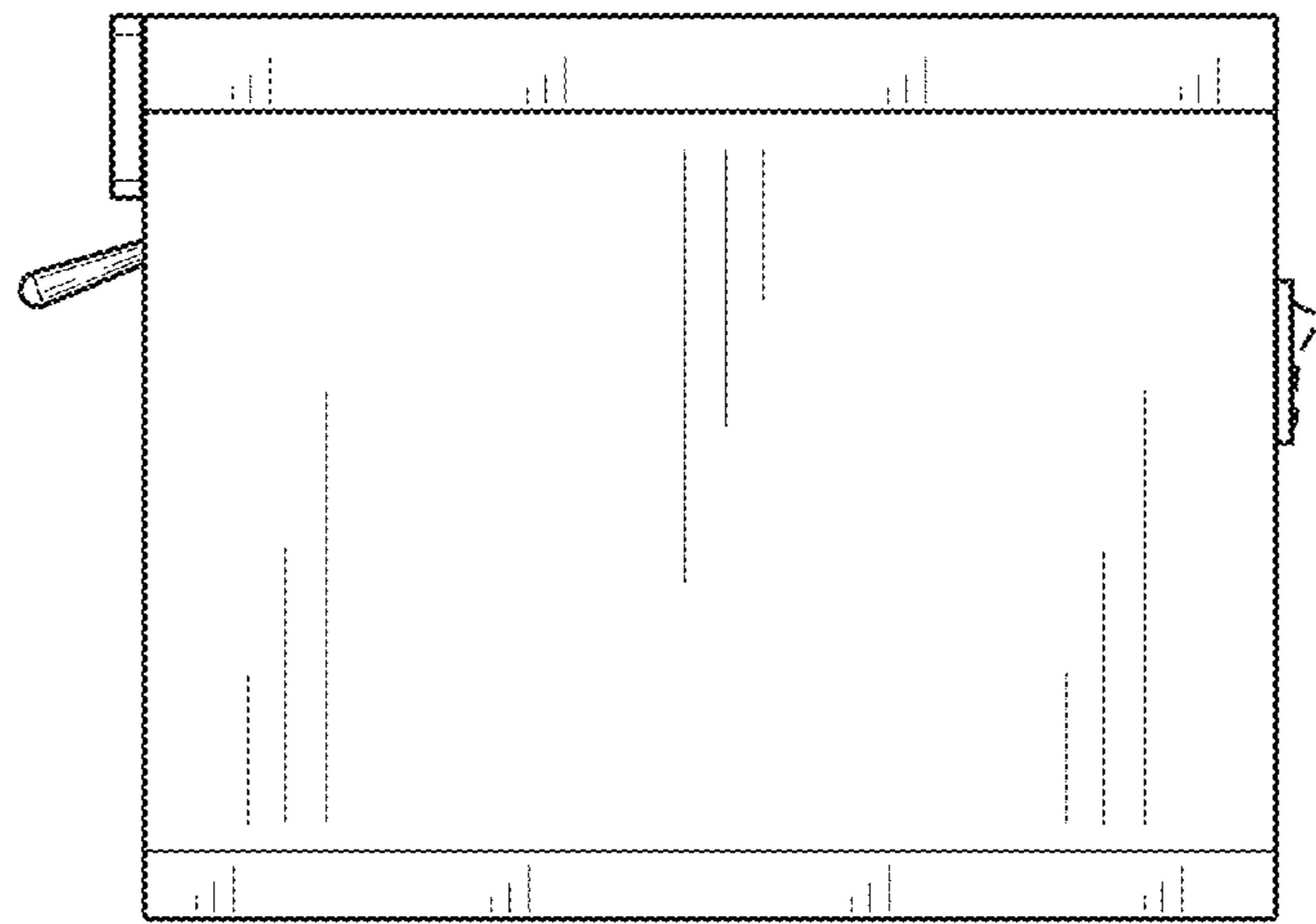


Fig. 5

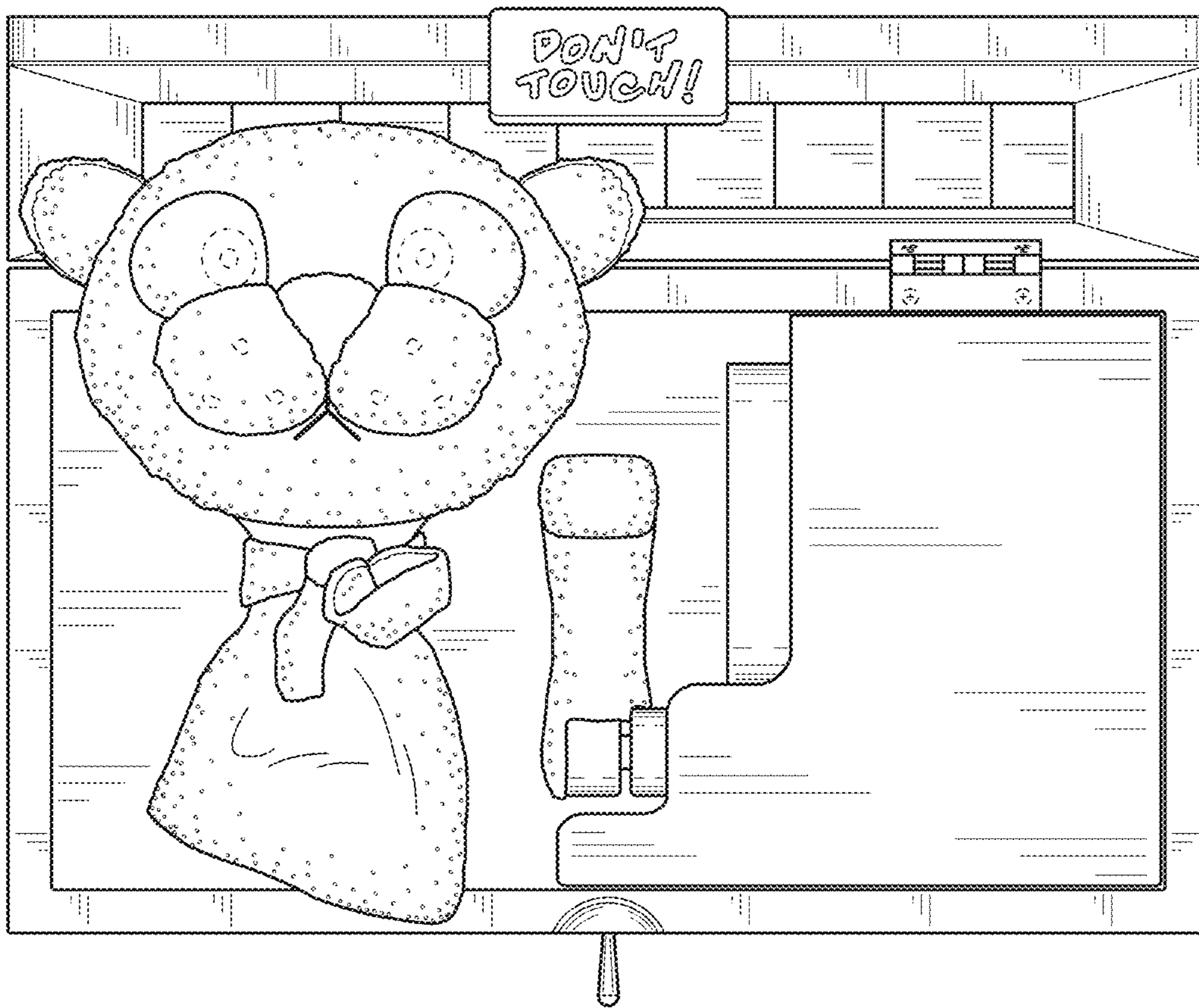


Fig. 6

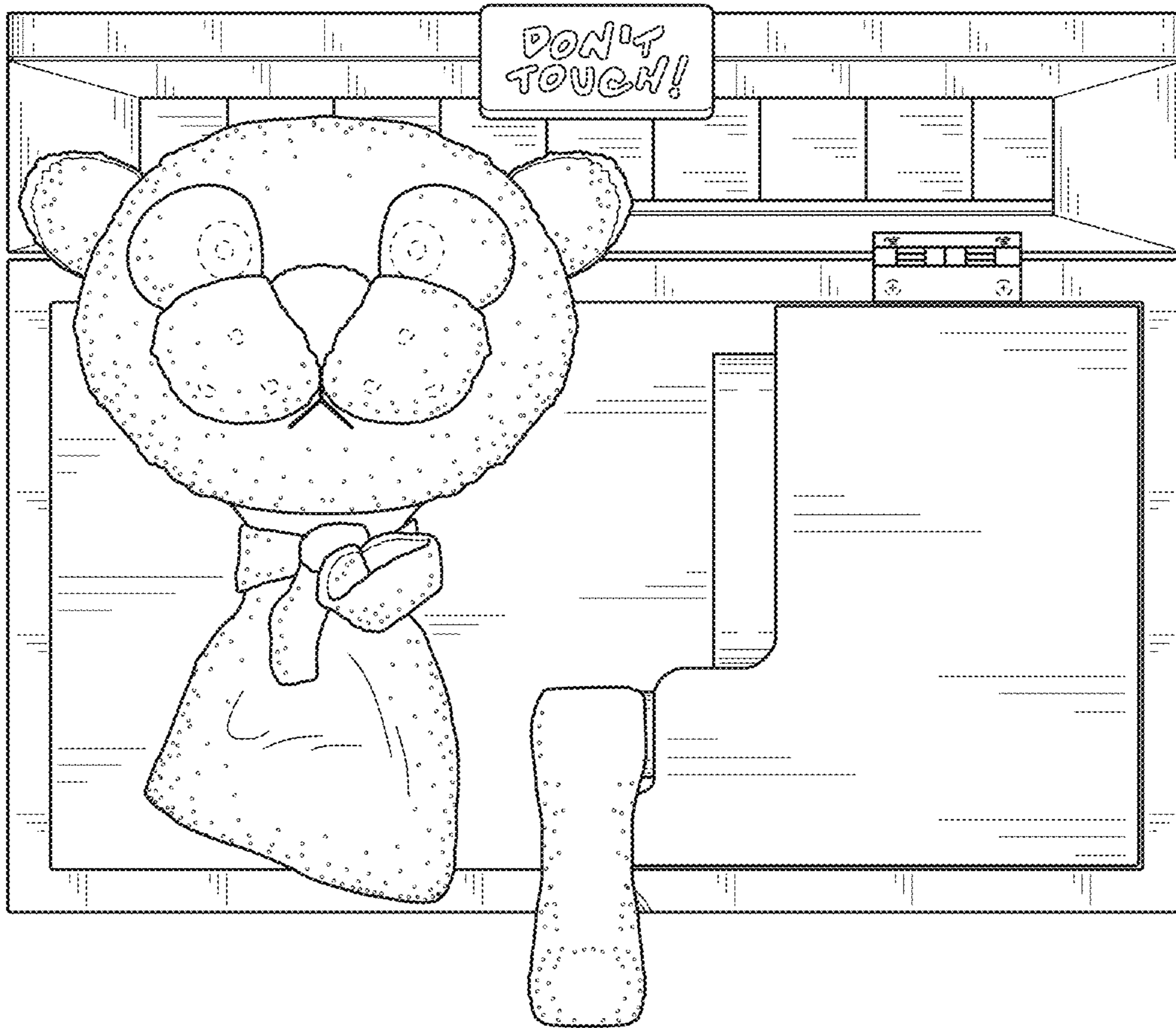


Fig. 7