



US00D897443S

(12) **United States Design Patent** (10) **Patent No.:** **US D897,443 S**  
**Ruth** (45) **Date of Patent:** **\*\* Sep. 29, 2020**

(54) **BOARD GAME**  
 (71) Applicant: **Kevin Joseph Ruth**, Wyckoff, NJ (US)  
 (72) Inventor: **Kevin Joseph Ruth**, Wyckoff, NJ (US)  
 (\*\*) Term: **15 Years**  
 (21) Appl. No.: **29/700,459**  
 (22) Filed: **Aug. 2, 2019**  
 (51) **LOC (12) Cl.** ..... **21-01**  
 (52) **U.S. Cl.**  
 USPC ..... **D21/365**  
 (58) **Field of Classification Search**  
 USPC ..... D14/488–490; D21/324–327, 329,  
 D21/333–342, 345–349, 360–369, 371,  
 D21/374, 375, 397  
 CPC ..... A63F 3/00157; A63F 3/00164; A63F  
 3/00167; A63F 3/0017; A63F 3/00176;  
 A63F 3/00182; A63F 3/00189; A63F  
 3/00208; A63F 2009/2448; A63F  
 2009/245; A63F 2009/2457; A63F  
 2009/246; A63F 2009/2461; A63F  
 2009/2463  
 See application file for complete search history.

5,782,471 A \* 7/1998 Bautista ..... A63F 3/00006  
 273/256  
 5,799,942 A \* 9/1998 Birt ..... A63F 3/00006  
 273/256  
 D424,627 S \* 5/2000 Dunk ..... A63F 3/00006  
 D21/350  
 D489,770 S \* 5/2004 Bauldock, Sr. .... D21/361  
 D495,753 S \* 9/2004 Attaway ..... D21/361  
 D549,289 S \* 8/2007 Allen ..... D21/350  
 D649,603 S \* 11/2011 Leigh ..... D21/360  
 D651,259 S \* 12/2011 West, III ..... D21/365  
 D655,761 S \* 3/2012 Allen ..... D21/351  
 D763,968 S \* 8/2016 Hunt, Sr. .... D21/365

\* cited by examiner

*Primary Examiner* — George D. Kirschbaum  
*Assistant Examiner* — Joseph J Kukella  
 (74) *Attorney, Agent, or Firm* — Scott H. Kaliko, Esq.;  
 Kaliko & Associates, LLC

(57) **CLAIM**

The ornamental design for a board game, as shown and described.

**DESCRIPTION**


FIG. 1 is a FRONT PERSPECTIVE view of a design for the board game;  
 FIG. 2 is a FRONT view thereof;  
 FIG. 3 is a BACK view thereof;  
 FIG. 4 is a SIDE view of thereof;  
 FIG. 5 is a SIDE view thereof;  
 FIG. 6 is a TOP view thereof; and,  
 FIG. 7 is a BOTTOM view thereof.  
 The Broken lines present in the figures are included for the purpose of illustrating portions of the article that form no part of the claimed design.

**1 Claim, 5 Drawing Sheets**

(56) **References Cited**

**U.S. PATENT DOCUMENTS**

D210,081 S \* 2/1968 Makin ..... D21/361  
 D262,125 S \* 12/1981 Carroll ..... D21/360  
 D268,197 S \* 3/1983 Gosman ..... D21/361  
 D268,198 S \* 3/1983 Smith ..... D21/361  
 D271,892 S \* 12/1983 Engel ..... D21/350  
 D273,878 S \* 5/1984 Salus ..... D21/361  
 D386,798 S \* 11/1997 Bonaparte ..... D21/360



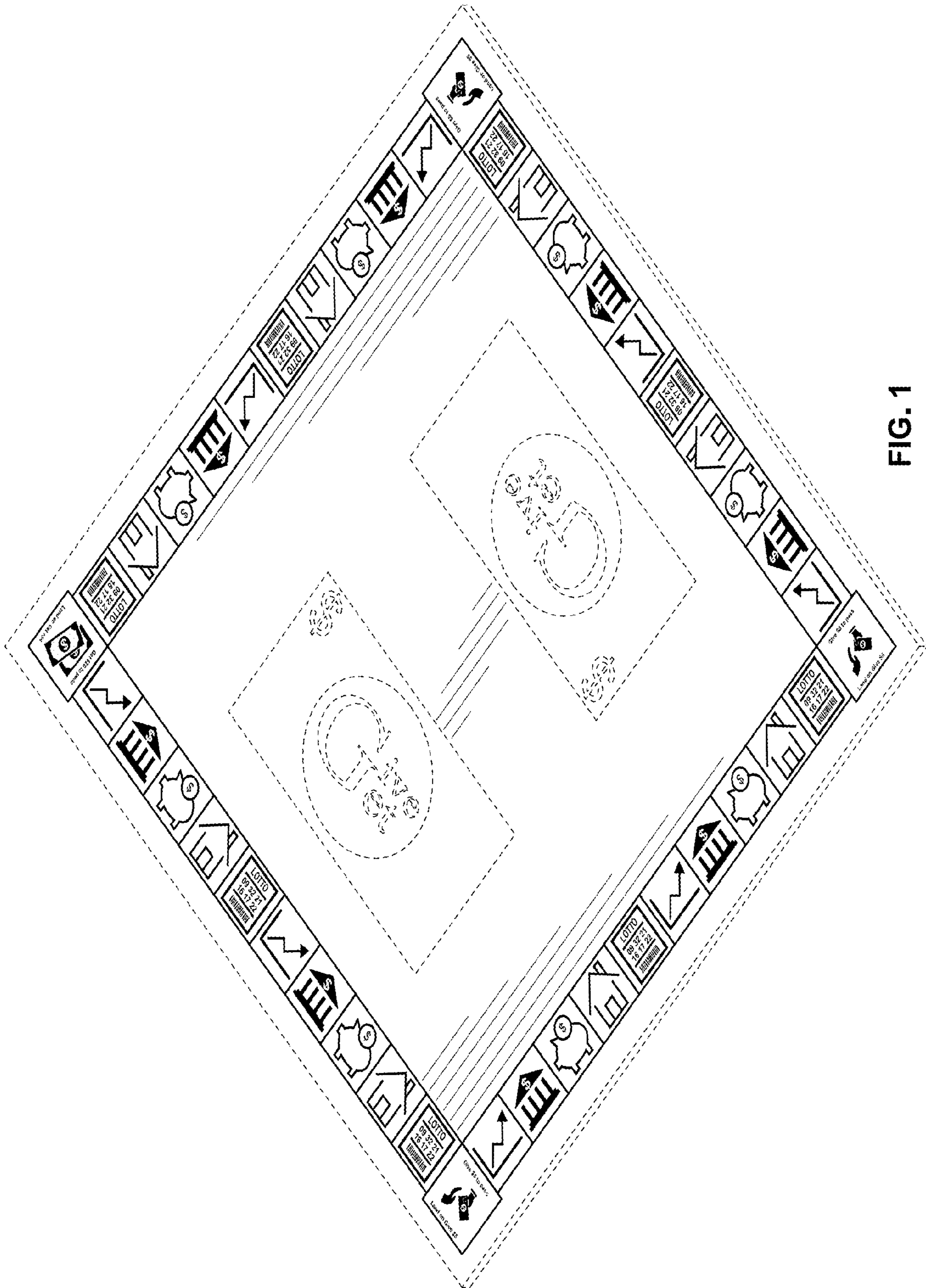


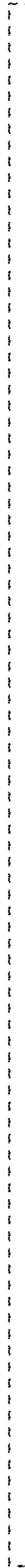


FIG. 1

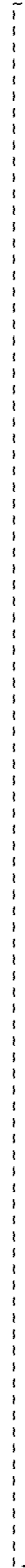




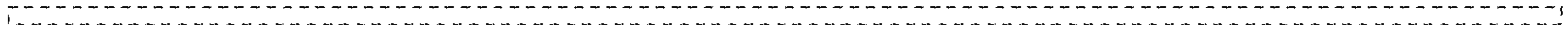
**FIG. 3**



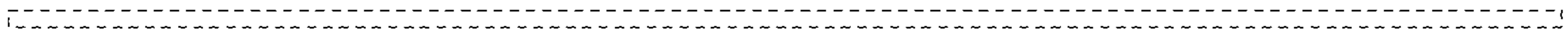
**FIG. 4**



**FIG. 5**



**FIG. 6**



**FIG. 7**