



US00D897431S

(12) **United States Design Patent** (10) **Patent No.:** **US D897,431 S**  
**Zou** (45) **Date of Patent:** **\*\* Sep. 29, 2020**

- (54) **HANDWRITING BOARD**
- (71) Applicant: **Shenzhen Ugee Technology Co., Ltd.**,  
Shenzhen (CN)
- (72) Inventor: **Xinhang Zou**, Shenzhen (CN)
- (73) Assignee: **Hanwang Ugee Technology Co., Ltd.**,  
Shenzhen, Guangdong Province (CN)
- (\*\*) Term: **15 Years**
- (21) Appl. No.: **29/677,572**
- (22) Filed: **Jan. 22, 2019**
- (30) **Foreign Application Priority Data**

Nov. 7, 2018 (CN) ..... 2018 3 0627957

- (51) **LOC (12) Cl.** ..... **19-06**
- (52) **U.S. Cl.**  
USPC ..... **D19/113**

- (58) **Field of Classification Search**  
USPC ..... D19/113, 114, 81, 88, 26-33; D6/310,  
D6/311; D7/698; D20/10, 19, 39, 40,  
D20/41, 42; D14/341, 440; D13/174  
CPC .... B43L 1/00; B43L 1/008; B43L 1/08; B43L  
1/04; B43L 5/00; B43L 5/02; B43L  
5/002; B43L 5/005; B43L 5/007; B42F  
9/001; B42F 9/002; B42F 9/004; B42F  
9/005; B42F 9/007; B42F 9/008; G09F  
15/00; G09F 15/0006; G09F 15/0012;  
G09F 1/12; G09F 7/00; B44D 3/18;  
B44D 3/185

See application file for complete search history.

- (56) **References Cited**  
U.S. PATENT DOCUMENTS

D183,396 S 8/1958 Koch  
D307,743 S 5/1990 Pierce et al.  
D308,045 S 5/1990 Counts et al.

D384,646 S 10/1997 Miller et al.  
D415,472 S 10/1999 Kelso et al.  
5,998,747 A 12/1999 Kelso et al.  
D489,718 S \* 5/2004 Kataoka ..... D14/346  
D500,990 S 1/2005 Gorman  
D534,215 S \* 12/2006 Nakata ..... D19/113  
D535,628 S 1/2007 Fort et al.  
D536,213 S 2/2007 Schuler et al.  
D572,667 S \* 7/2008 Mayo ..... D13/170  
D605,158 S \* 12/2009 Hung ..... D14/138 G  
D624,882 S \* 10/2010 Altonen ..... D13/171  
D638,396 S \* 5/2011 Finnegan ..... D14/203.3  
D640,992 S \* 7/2011 Margolin ..... D13/162  
D645,001 S \* 9/2011 Margolin ..... D13/162  
D645,435 S \* 9/2011 Kim ..... D14/138 G  
D653,251 S \* 1/2012 Leung ..... D14/341  
D658,591 S \* 5/2012 Margolin ..... D13/162  
D670,287 S \* 11/2012 Shimizu ..... D14/341  
D689,856 S \* 9/2013 Shen ..... D14/341  
D734,179 S \* 7/2015 Golden ..... D10/50  
D735,717 S \* 8/2015 Lam ..... D14/341

(Continued)

Primary Examiner — Elizabeth A. Albert  
(74) Attorney, Agent, or Firm — Stinson LLP

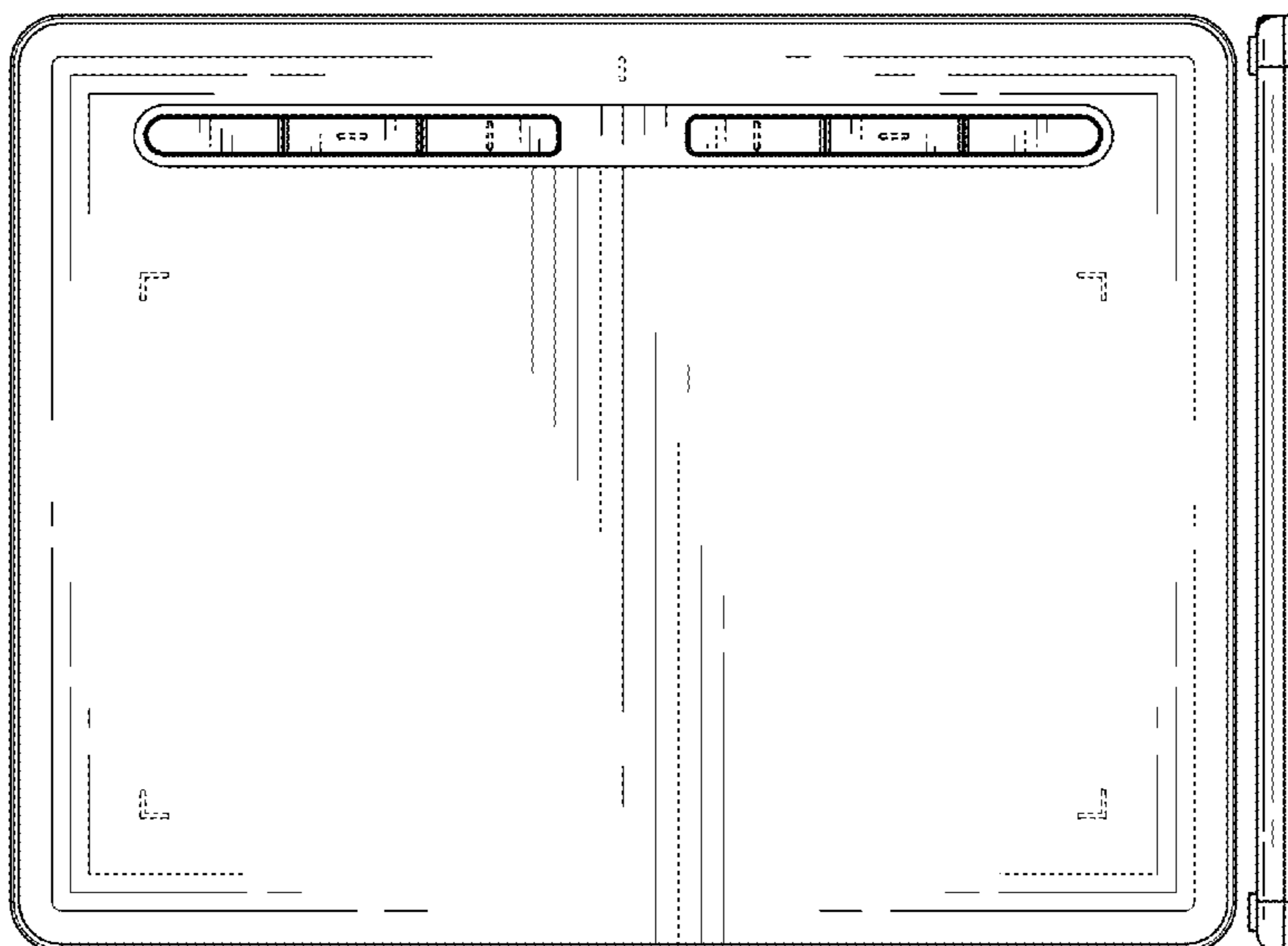
(57) **CLAIM**

The ornamental design for a handwriting board, as shown and described.

**DESCRIPTION**

FIG. 1 is a front view of a handwriting board showing my new design;  
FIG. 2 is a rear view thereof;  
FIG. 3 is a left-side view thereof;  
FIG. 4 is a right-side view thereof;  
FIG. 5 is a top view thereof;  
FIG. 6 is a bottom view thereof; and,  
FIG. 7 is a front perspective view thereof.  
The broken lines in the figures are included for the purpose of showing portions of the handwriting board that form no part of the claimed design.

**1 Claim, 7 Drawing Sheets**



(56)

**References Cited**

U.S. PATENT DOCUMENTS

D761,619 S	7/2016	Seiders et al.	
D784,274 S *	4/2017	Gage .....	D13/171
D792,859 S *	7/2017	Gage .....	D13/171
D793,349 S *	8/2017	Gage .....	D13/171
D807,348 S *	1/2018	Wang .....	D14/341
D815,893 S	4/2018	Seiders et al.	
D820,796 S *	6/2018	Gage .....	D13/174
D821,336 S *	6/2018	Gage .....	D13/174
D824,383 S *	7/2018	Wall .....	D14/341
D845,914 S *	4/2019	Gage .....	D13/171
D852,192 S *	6/2019	Mitchell .....	D14/389
D856,943 S *	8/2019	Gage .....	D13/171
D859,397 S *	9/2019	Akana .....	D14/341
D866,890 S	11/2019	Kim et al.	
D876,435 S *	2/2020	Mitchell .....	D14/389
D878,363 S *	3/2020	Zhai .....	D14/341

\* cited by examiner

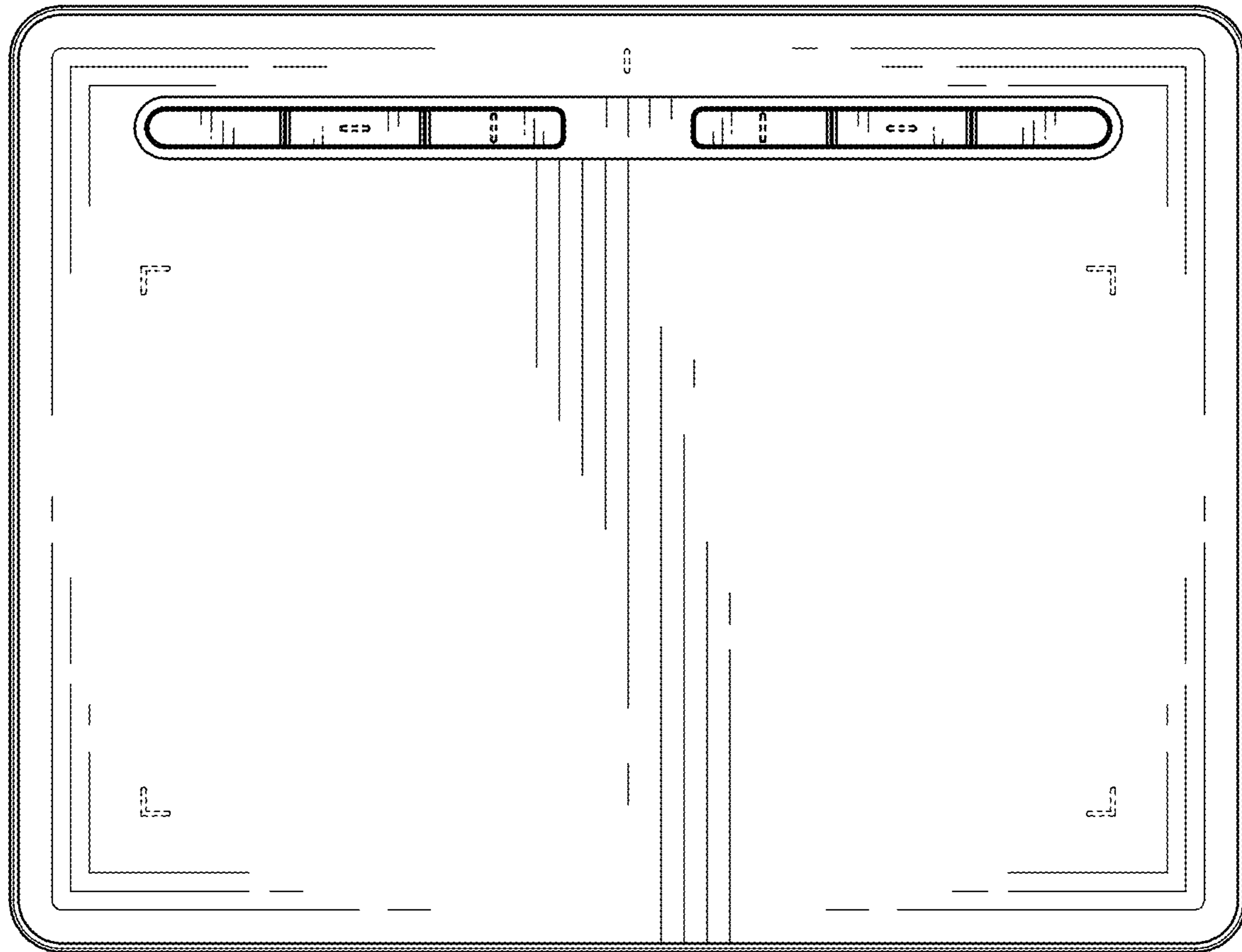


FIG. 1

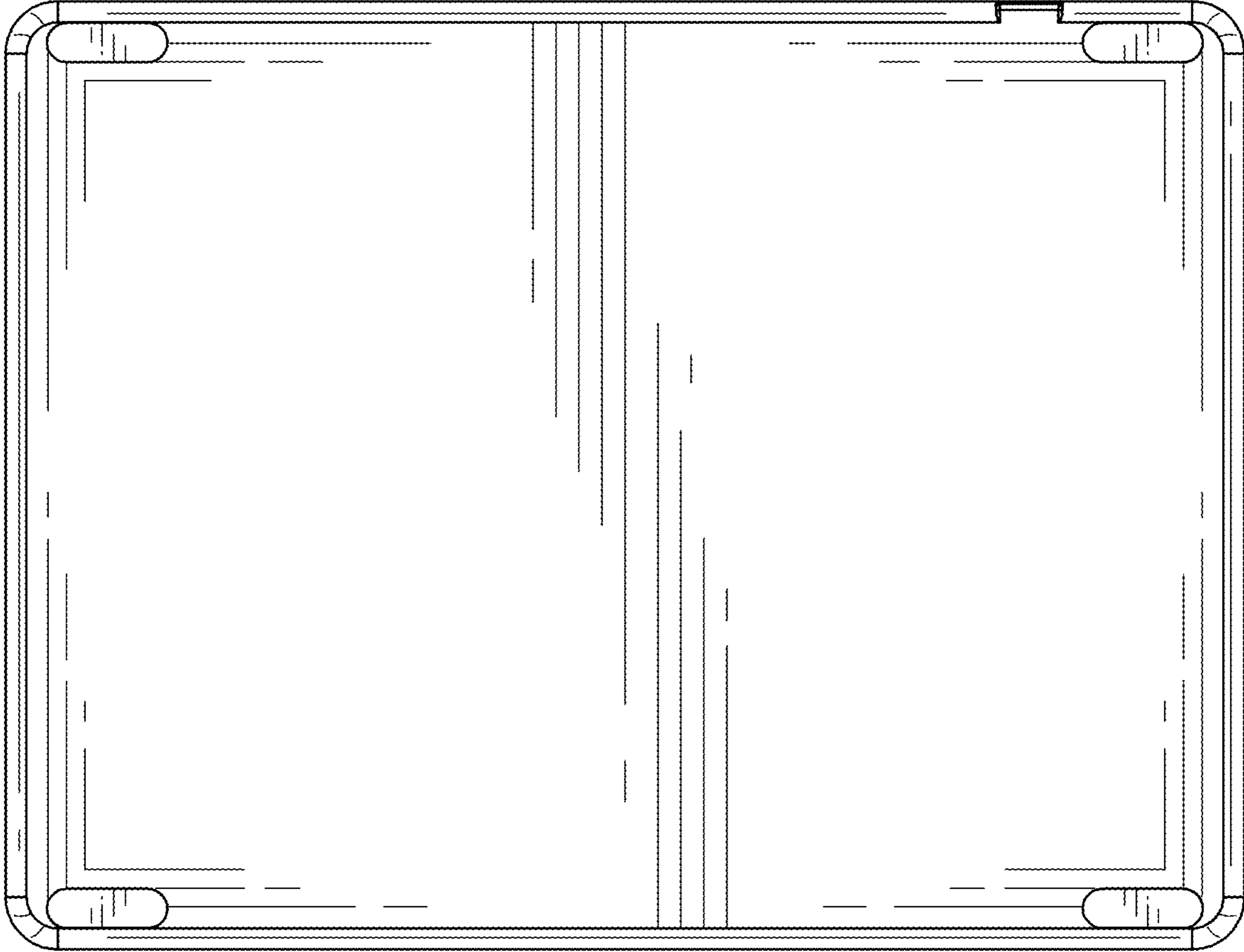


FIG. 2

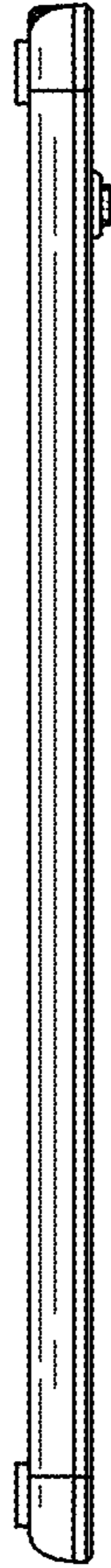


FIG. 3

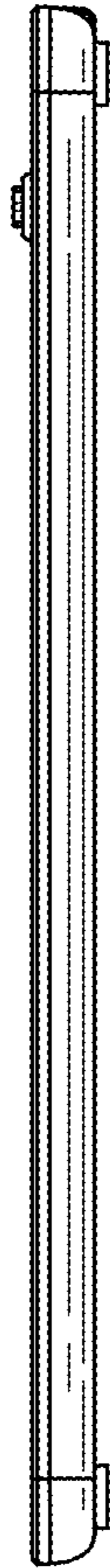


FIG. 4

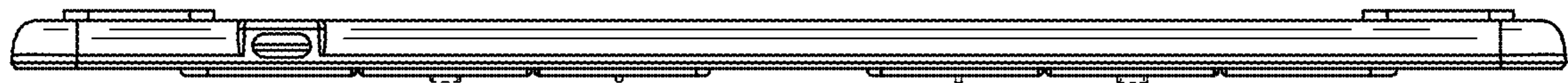


FIG. 5

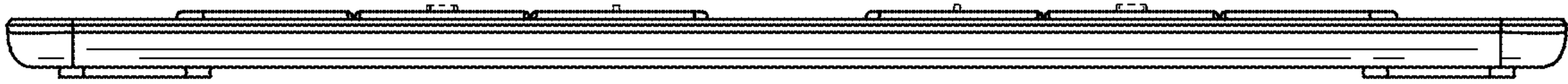


FIG. 6



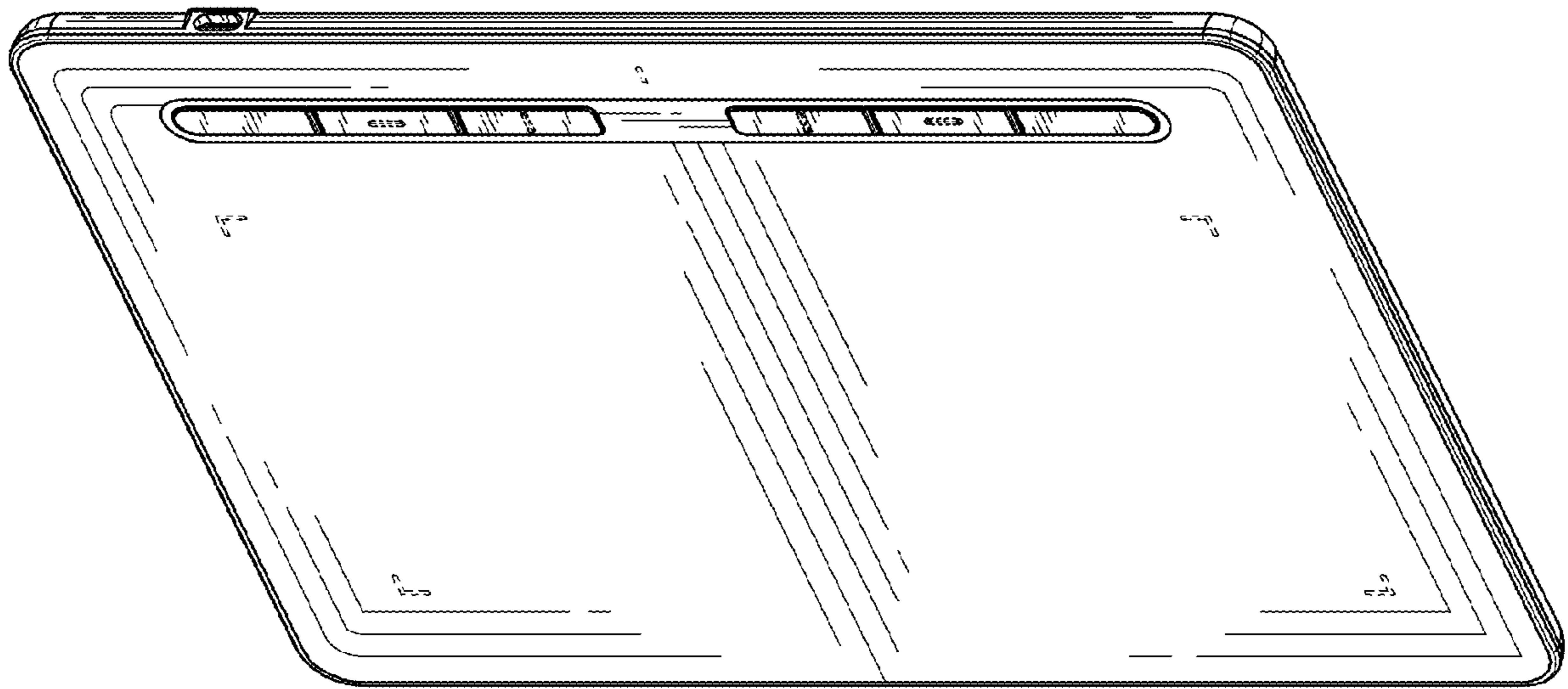


FIG. 7