



US00D897428S

(12) **United States Design Patent** (10) **Patent No.:** **US D897,428 S**
Bevan et al. (45) **Date of Patent:** **** *Sep. 29, 2020**

(54) **CARD**
(71) Applicant: **Robinhood Markets, Inc.**, Menlo Park, CA (US)
(72) Inventors: **Zane Michael Bevan**, San Carlos, CA (US); **Daniel Allen Haire**, San Francisco, CA (US)
(73) Assignee: **Robinhood Markets, Inc.**, Menlo Park, CA (US)
(*) Notice: This patent is subject to a terminal disclaimer.
(**) Term: **15 Years**
(21) Appl. No.: **29/673,193**
(22) Filed: **Dec. 12, 2018**
(51) **LOC (12) Cl.** **19-08**
(52) **U.S. Cl.**
USPC **D19/9**
(58) **Field of Classification Search**
USPC D19/1-10, 20-34; 40/124.01-124.15, 40/661, 776, 726; 283/72, 75-76, 283/105-107, 82, 70, 904, 74; 206/449; D21/385; D20/10-11, 22, 27, 40, 42; 360/2; 235/380, 382
CPC B42D 15/00; B42D 15/022; B42D 15/027; B42D 15/045; B42D 15/047; B42D 25/00; B42D 25/20; B42D 25/23; B42D 25/26; B42D 25/29; B42D 25/30; B42D 25/40; B42D 25/22; B42D 2033/02; B42D 2033/04; B42D 2033/08; B42D 2033/10; B42D 2033/16; B42D 2033/18; B42D 2033/20; B42D 2033/28; B42D 2033/30; G09F 3/00; G09F 3/02; G09F 2003/0201
See application file for complete search history.

D310,386 S 9/1990 Michels et al.
D436,620 S 1/2001 Webb et al.
D437,882 S 2/2001 Creighton
D442,222 S 5/2001 Webb et al.
D442,627 S 5/2001 Webb et al.
D443,298 S 6/2001 Webb et al.
D447,515 S 9/2001 Faenza, Jr. et al.
6,290,137 B1 9/2001 Kiekhaefer
D449,336 S 10/2001 Webb et al.
D462,714 S 9/2002 Creighton
6,581,839 B1 6/2003 Lasch et al.
D510,103 S 9/2005 Allard et al.
D523,472 S 6/2006 Brink et al.

(Continued)

Primary Examiner — Abraham Bahta
(74) *Attorney, Agent, or Firm* — McAndrews Held & Malloy, Ltd.

(57) **CLAIM**

The ornamental design for a card, as shown and described.

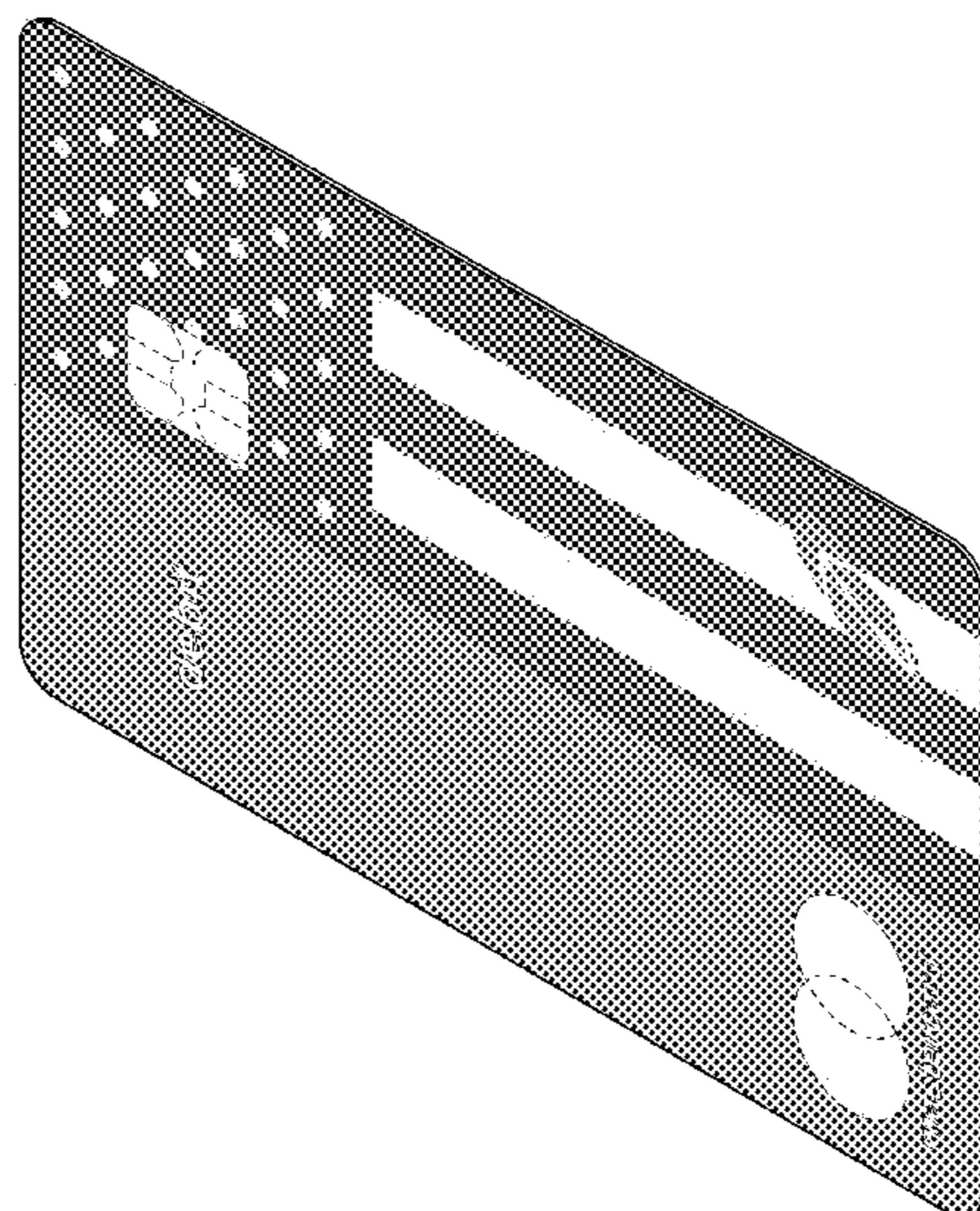
DESCRIPTION

The patent file contains at least one drawing executed in color. Copies of this patent with color drawings will be provided by the Office upon request and payment of the necessary fee.

FIG. 1 is a front perspective view of a card showing our new design;
FIG. 2 is a front elevation view thereof;
FIG. 3 is a rear elevation thereof;
FIG. 4 is a left side elevation view thereof;
FIG. 5 is a right side elevation view thereof;
FIG. 6 is a top plan view thereof; and,
FIG. 7 is a bottom plan view thereof.
The dashed broken lines in the figures illustrate portions of the card that form no part of the claimed design.

(56) **References Cited**
U.S. PATENT DOCUMENTS
D280,214 S 8/1985 Opel
D290,136 S 6/1987 Ball et al.

1 Claim, 3 Drawing Sheets
(2 of 3 Drawing Sheet(s) Filed in Color)



(56)

References Cited

U.S. PATENT DOCUMENTS

D524,860 S	7/2006	Risafi et al.	D725,188 S	3/2015	Sippola et al.	
D525,298 S	7/2006	Allard et al.	D725,189 S	3/2015	Sippola et al.	
D526,012 S	8/2006	Dorr et al.	D725,701 S	3/2015	Sippola et al.	
D526,014 S	8/2006	Allard et al.	D728,017 S	4/2015	Liddy et al.	
D529,955 S	10/2006	Allard et al.	D742,963 S	11/2015	Sippola et al.	
D530,741 S	10/2006	Blossom	D761,355 S	7/2016	Blum	
D579,044 S	10/2008	Lasch et al.	D765,176 S	8/2016	Blum	
D582,977 S	12/2008	Field et al.	D768,770 S *	10/2016	Lee	D19/10
D593,600 S	6/2009	Lasch et al.	D769,969 S	10/2016	Witsil et al.	
D680,168 S	4/2013	Ahmad et al.	D776,755 S	1/2017	Witsil et al.	
D680,585 S	4/2013	Ahmad et al.	D776,756 S	1/2017	Witsil et al.	
D709,128 S	7/2014	Reed et al.	D782,571 S	3/2017	Liddy et al.	
D710,440 S	8/2014	Reed et al.	D788,848 S	6/2017	Blum	
D710,938 S	8/2014	Reed et al.	D807,957 S	1/2018	Liddy et al.	
D715,854 S	10/2014	Sippola et al.	D807,958 S	1/2018	Liddy et al.	
D716,824 S	11/2014	Reed et al.	D816,160 S	4/2018	Sippola et al.	
D724,660 S	3/2015	Sippola et al.	D816,767 S	5/2018	Sippola et al.	
D724,661 S	3/2015	Sippola et al.	D827,026 S	8/2018	Williams et al.	
D725,187 S	3/2015	Sippola et al.	D831,740 S	10/2018	Sippola et al.	
			D863,423 S *	10/2019	Blum	D19/10
			D867,450 S *	11/2019	Maiman	D19/9
			D868,156 S *	11/2019	Fischer	D19/10

* cited by examiner

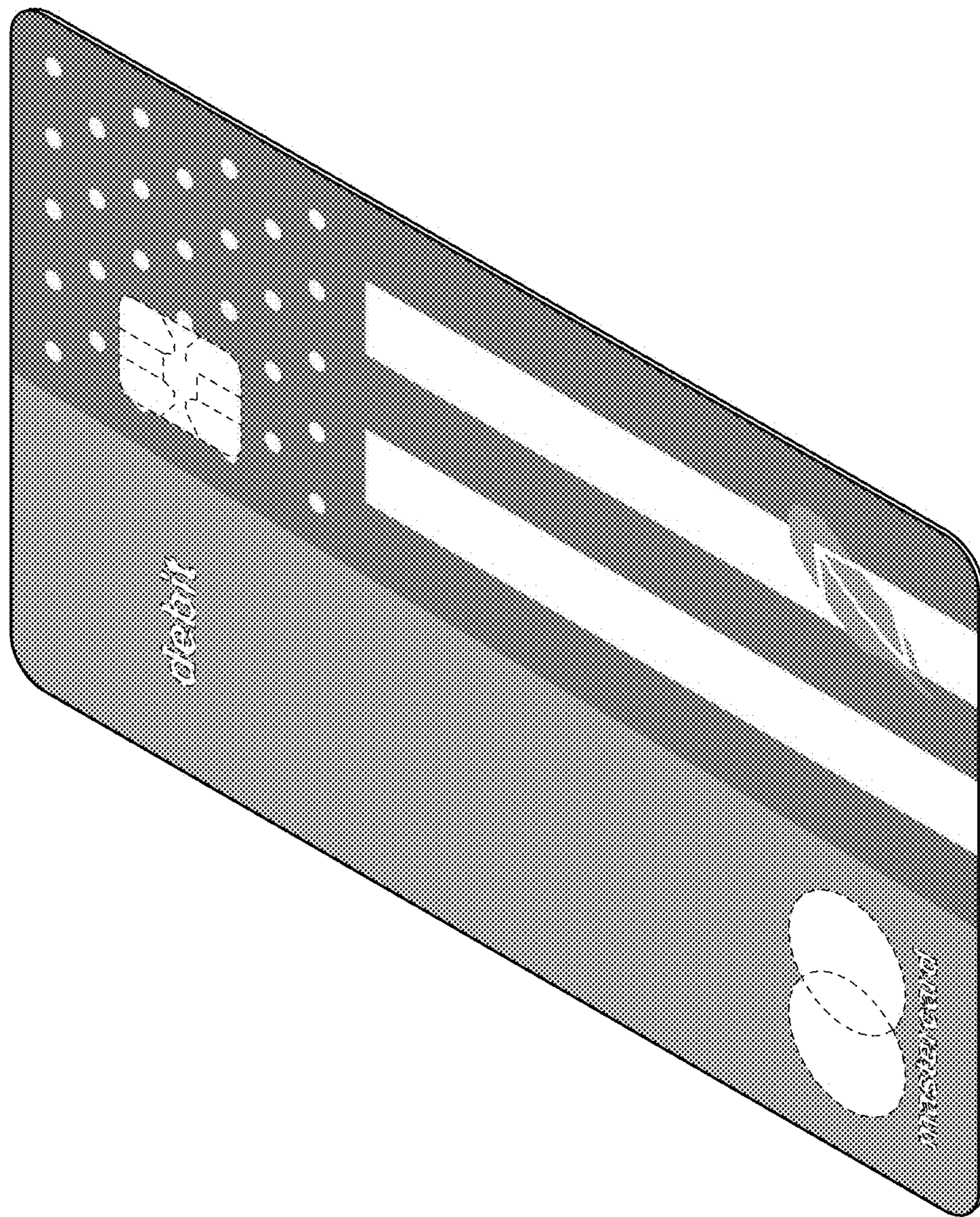


FIG. 1

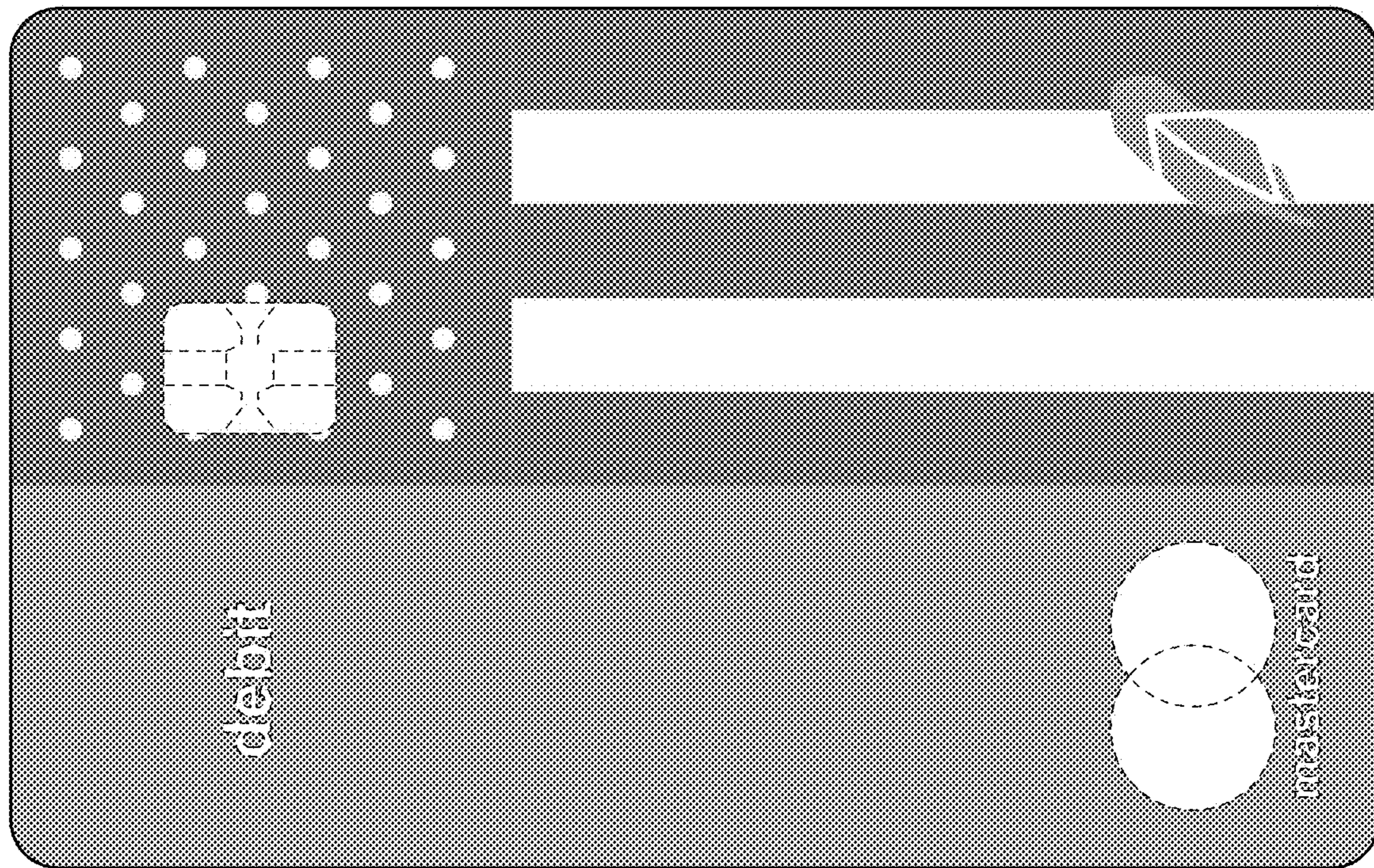


FIG. 2

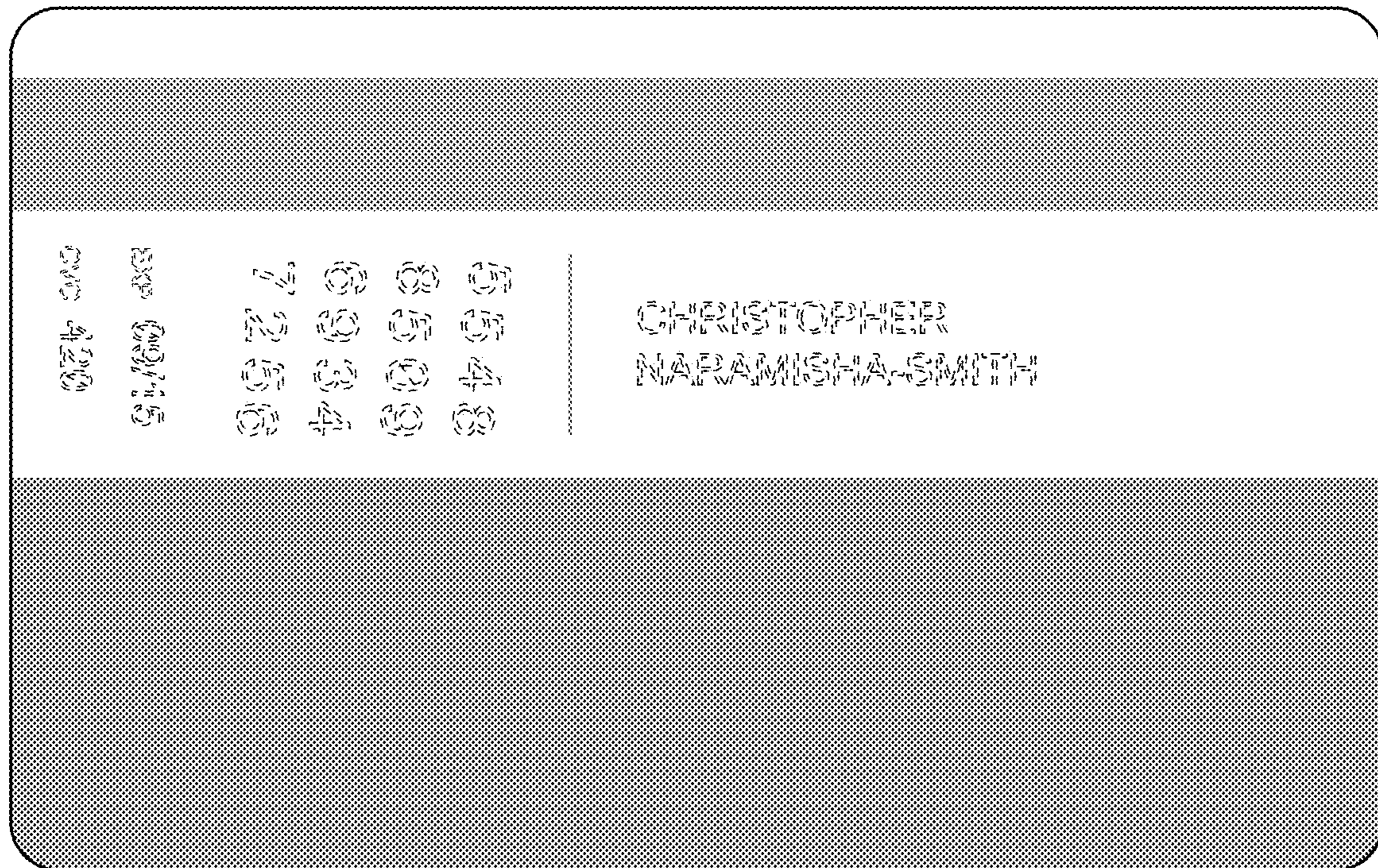


FIG. 3



FIG. 4



FIG. 5




FIG. 6



FIG. 7