



US00D897379S

(12) **United States Design Patent** (10) **Patent No.:** **US D897,379 S**
Sinn et al. (45) **Date of Patent:** **** Sep. 29, 2020**

(54) **TIP FOR A GROUND ENGAGING MACHINE IMPLEMENT**

(71) Applicant: **Caterpillar Inc.**, Deerfield, IL (US)

(72) Inventors: **Eric Sinn**, Tremont, IL (US); **Doug Serrurier**, Morton, IL (US); **Jason Jura**, Peoria, IL (US); **Corey Wells**, Peoria, IL (US)

(73) Assignee: **Caterpillar Inc.**, Peoria, IL (US)

(**) Term: **15 Years**

(21) Appl. No.: **29/689,075**

(22) Filed: **Apr. 26, 2019**

(51) **LOC (12) Cl.** **15-03**

(52) **U.S. Cl.**
USPC **D15/29**; D15/28

(58) **Field of Classification Search**
USPC D15/11, 28, 29; 37/456, 452, 450, 446, 37/454, 449, 453, 455, 903; 403/379.5, 403/DIG. 1; 111/152; 172/724, 730, 172/766, 770, 771, 721, 713, 699, 772
CPC Y10T 29/49826; Y10T 403/589; Y10T 403/7018; Y10T 403/7075; E02F 9/28; E02F 9/2825; E02F 9/2833; E02F 9/2866; E02F 9/2858; E02F 9/2808; E02F 9/2841
See application file for complete search history.

(56) **References Cited**

U.S. PATENT DOCUMENTS

D274,434 S * 6/1984 Nilsson D15/28
D275,859 S * 10/1984 Nilsson D15/28
6,871,426 B2 * 3/2005 Keech E02F 9/2825
37/456
7,739,814 B2 6/2010 Carpenter et al.
D706,307 S * 6/2014 Renski D15/28
D707,264 S * 6/2014 Renski D15/28

8,943,717 B2 * 2/2015 Renski E02F 9/2808
37/452
D727,367 S * 4/2015 Renski D15/28
D727,368 S * 4/2015 Renski D15/29
D727,369 S * 4/2015 Renski D15/28
D727,979 S * 4/2015 Renski D15/29
D727,980 S * 4/2015 Renski D15/29
D727,981 S * 4/2015 Renski D15/29
D727,982 S * 4/2015 Renski D15/28
D728,635 S * 5/2015 Kunz D15/28
D748,679 S * 2/2016 Renski D15/28
D748,681 S * 2/2016 Renski D15/28
D748,685 S * 2/2016 Kunz D15/28
D749,146 S * 2/2016 Renski D15/28
D749,147 S * 2/2016 Kunz D15/28
D774,108 S * 12/2016 Balan D15/28
D774,110 S * 12/2016 Balan D15/28
D774,565 S * 12/2016 Balan D15/28

(Continued)

FOREIGN PATENT DOCUMENTS

KR 101250165 B1 4/2013

Primary Examiner — Mark A Goodwin

(74) *Attorney, Agent, or Firm* — Saidman Design Law Group

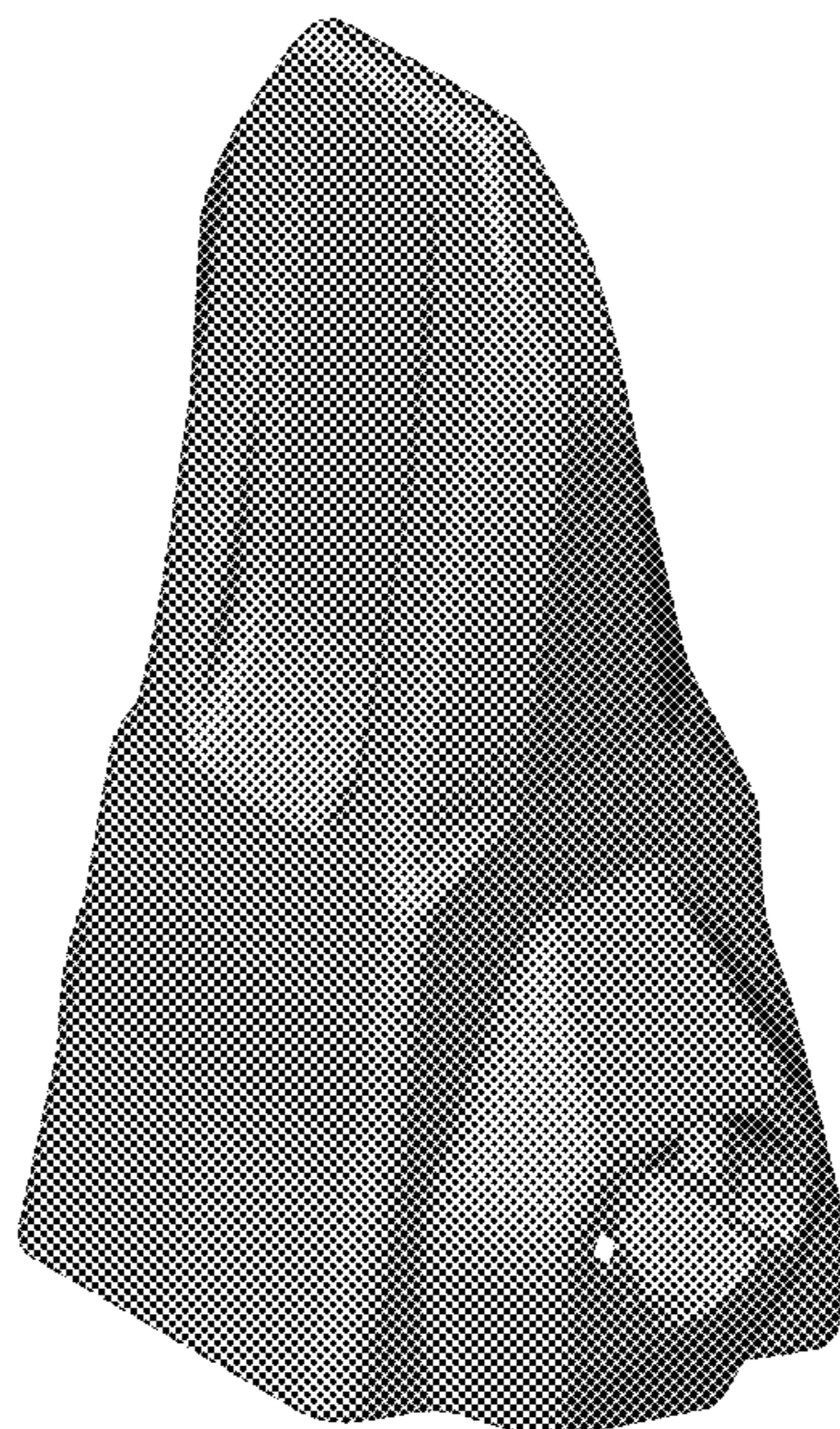
(57) **CLAIM**

The ornamental design for a tip for a ground engaging machine implement, as shown and described.

DESCRIPTION

FIG. 1 is a perspective view of a tip for a ground engaging machine implement showing our new design;
FIG. 2 is a front view thereof;
FIG. 3 is a rear view thereof;
FIG. 4 is a left side view thereof;
FIG. 5 is a right side view thereof;
FIG. 6 is a top view thereof; and,
FIG. 7 is a bottom view thereof.
Grayscale shading illustrates contour.

1 Claim, 6 Drawing Sheets



(56)

References Cited

U.S. PATENT DOCUMENTS

D774,567 S * 12/2016 Balan D15/28
D775,241 S * 12/2016 Balan D15/28
D775,242 S * 12/2016 Balan D15/28
D784,424 S * 4/2017 Renski D15/28
9,624,651 B2 4/2017 Renski et al.
D805,562 S * 12/2017 Serrurier D15/29
D806,139 S * 12/2017 Serrurier D15/29
D806,140 S * 12/2017 Serrurier D15/29
D806,141 S * 12/2017 Serrurier D15/29
D806,142 S * 12/2017 Serrurier D15/29
D832,310 S * 10/2018 Balan D15/29
D840,441 S * 2/2019 Serrurier D15/29
D857,761 S * 8/2019 Balan D15/29
D857,762 S * 8/2019 Kunz D15/29
2004/0010949 A1 * 1/2004 Laguarda E02F 9/2858
37/452
2012/0131821 A1 * 5/2012 Brufau Guinovart
C22C 29/005
37/452
2012/0260540 A1 * 10/2012 Guimaraes E02F 9/2825
37/453
2012/0297649 A1 11/2012 Gomar
2013/0333254 A1 * 12/2013 Wallis E02F 9/2825
37/456
2014/0259806 A1 * 9/2014 Rimmey E02F 9/2891
37/455
2014/0259808 A1 * 9/2014 LaHood E02F 9/2891
37/455
2015/0167278 A1 * 6/2015 Rivera E02F 9/2875
37/452
2017/0051475 A1 2/2017 Perez Soria et al.
2017/0241108 A1 8/2017 Kokos et al.
2018/0171601 A1 6/2018 Serrurier et al.

* cited by examiner

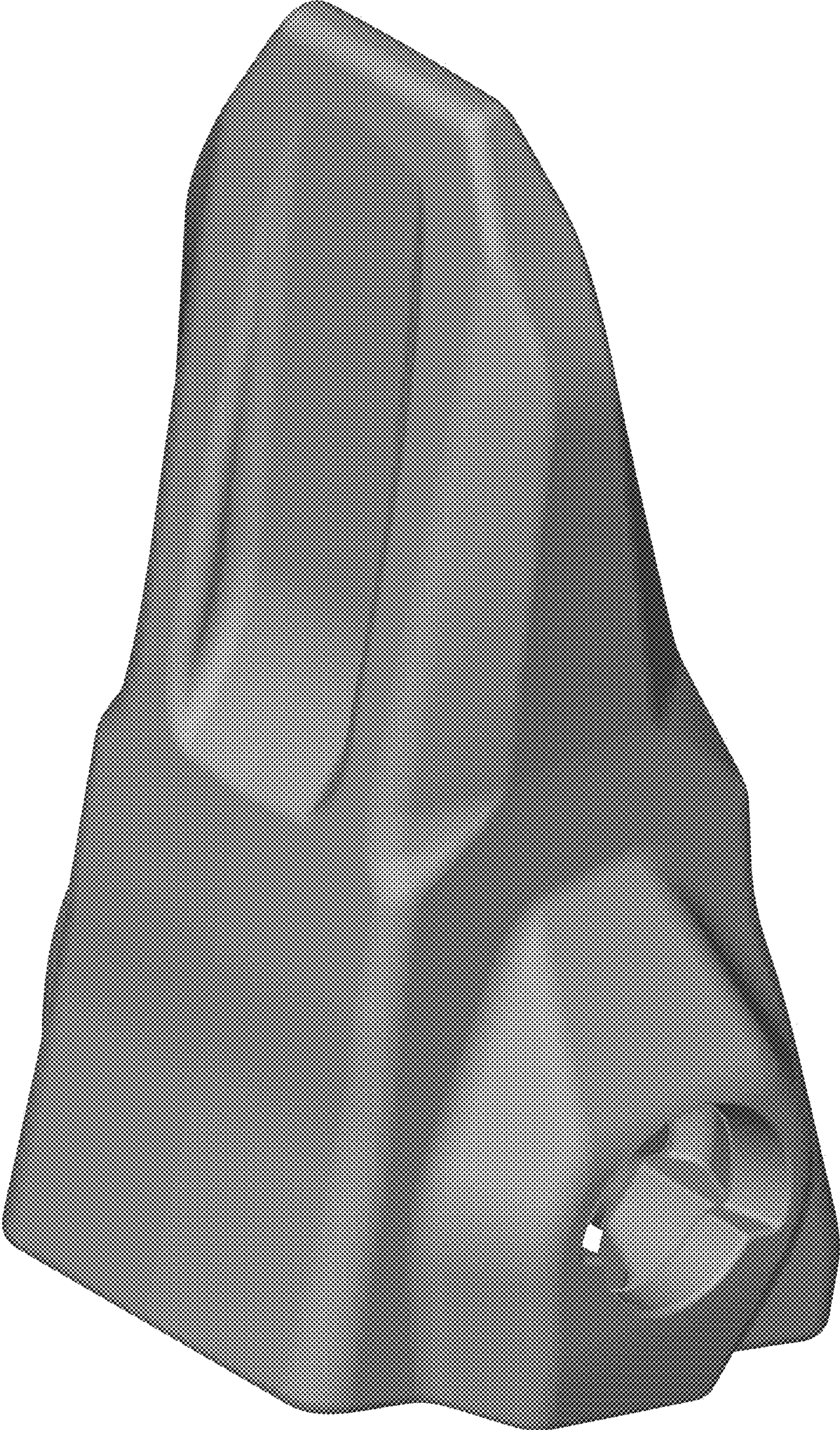


FIG. 1

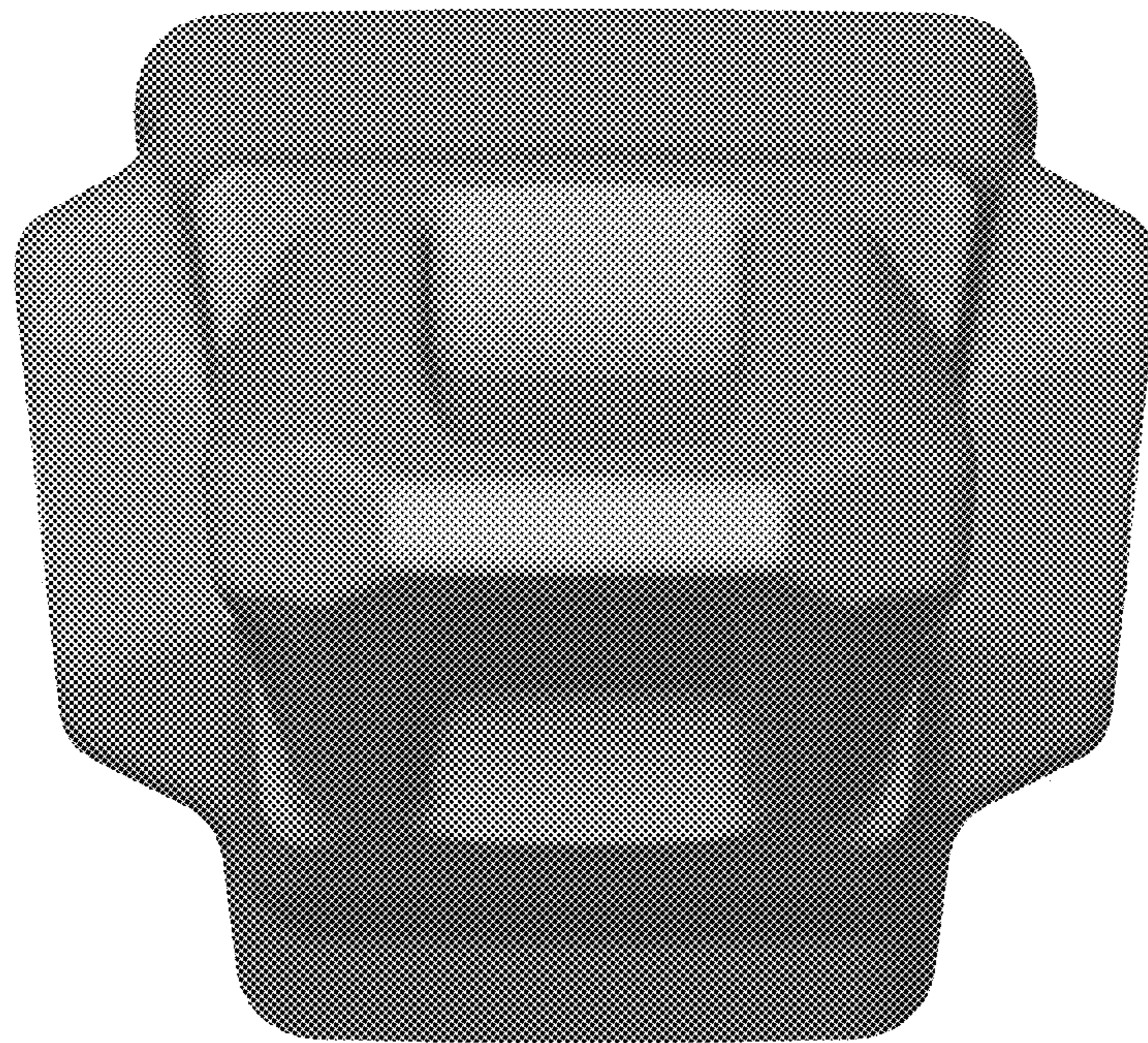


FIG. 2

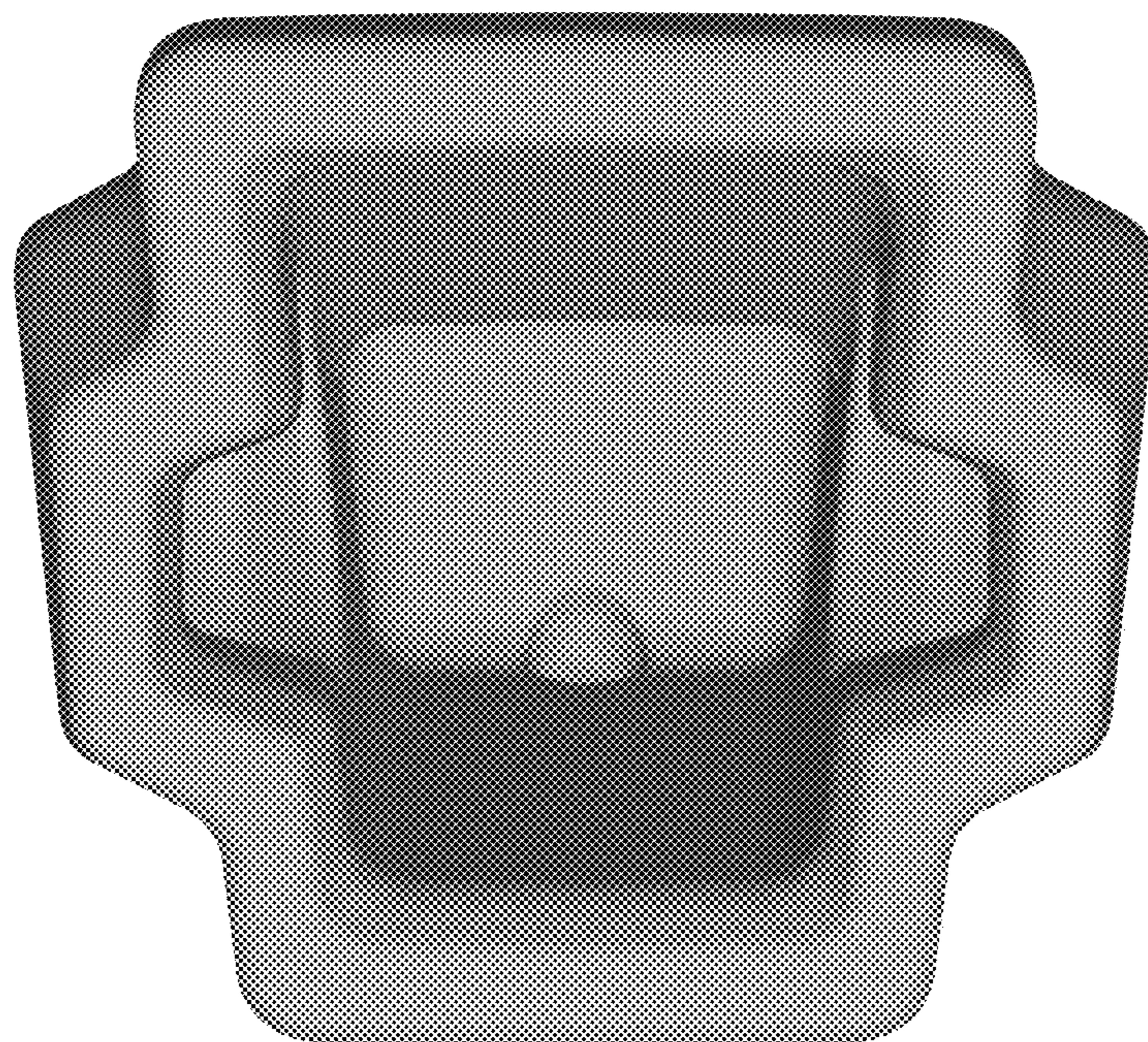


FIG. 3

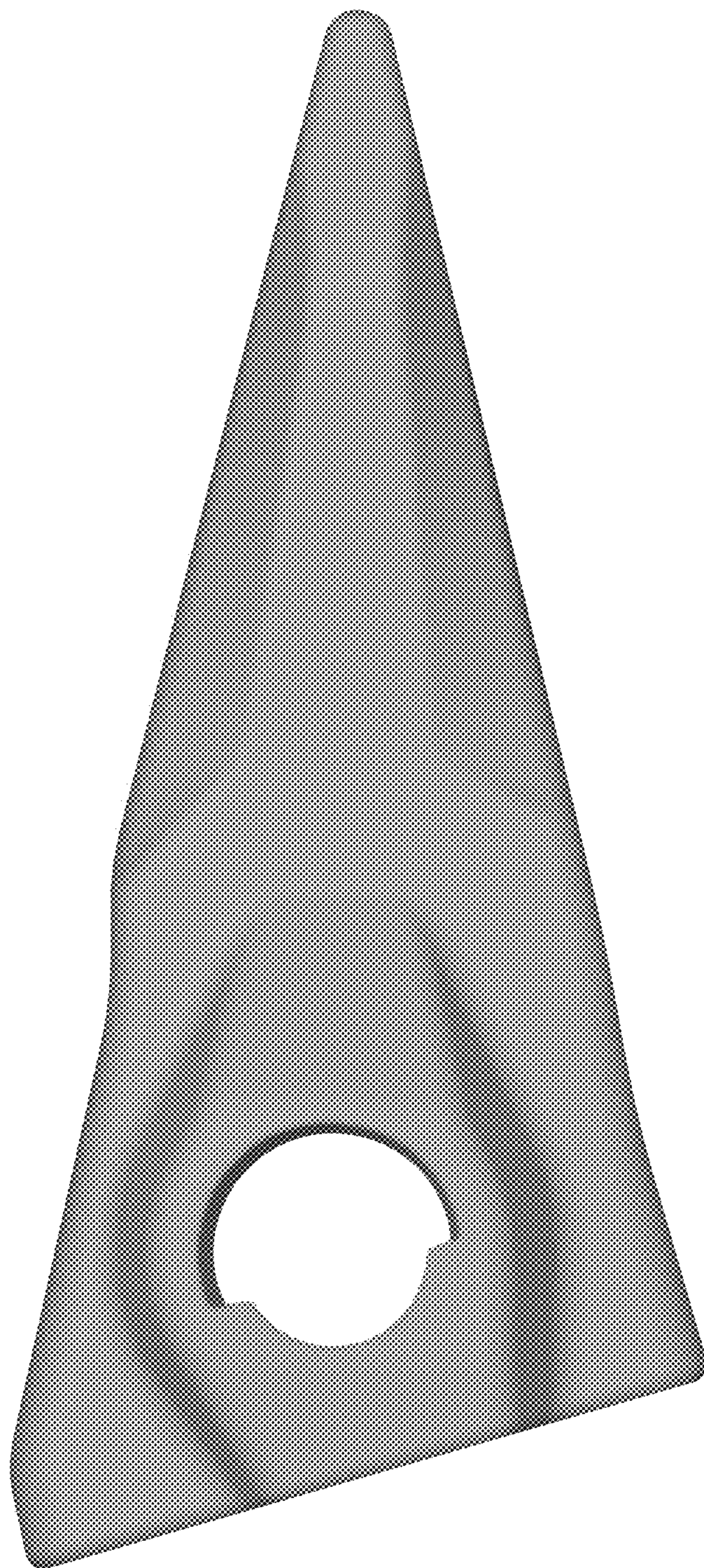


FIG. 4

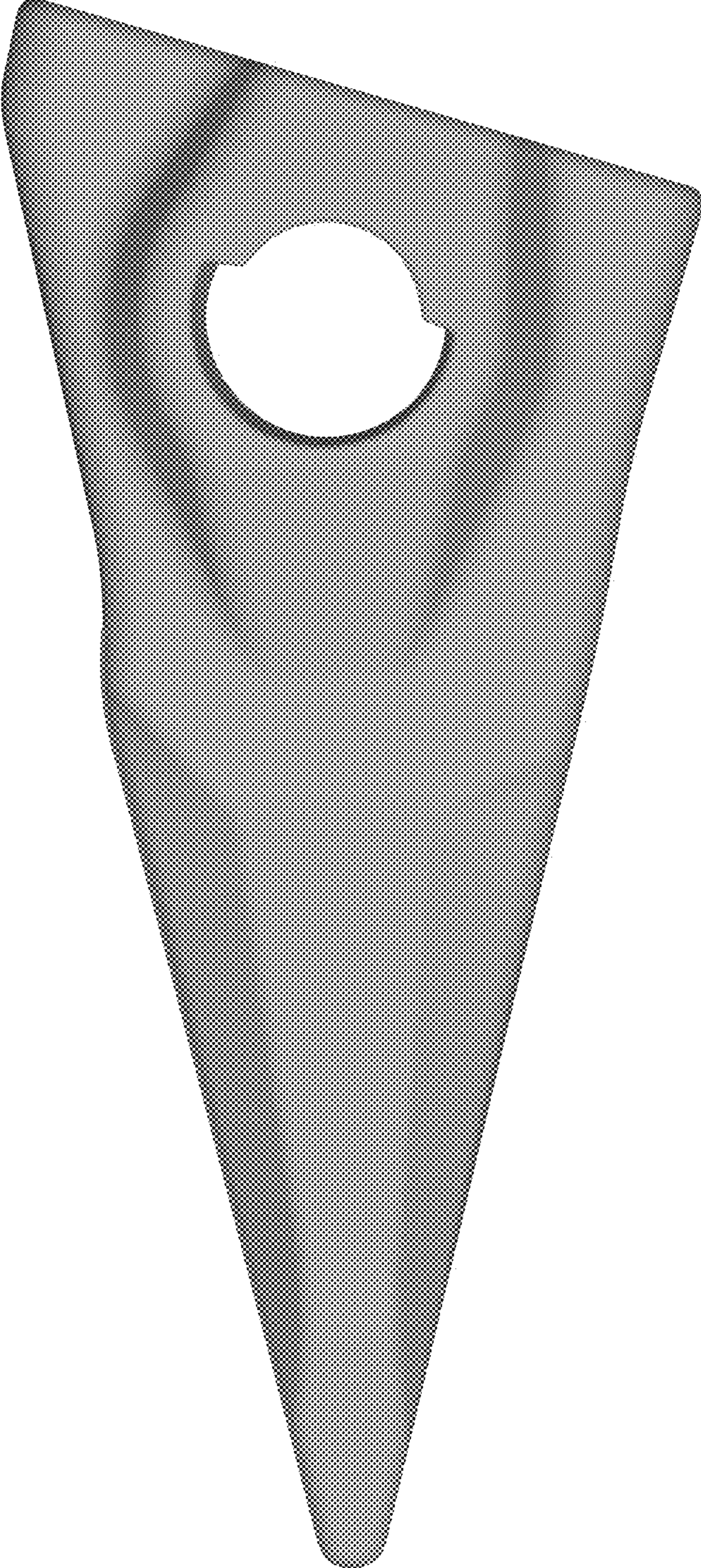


FIG. 5




FIG. 6

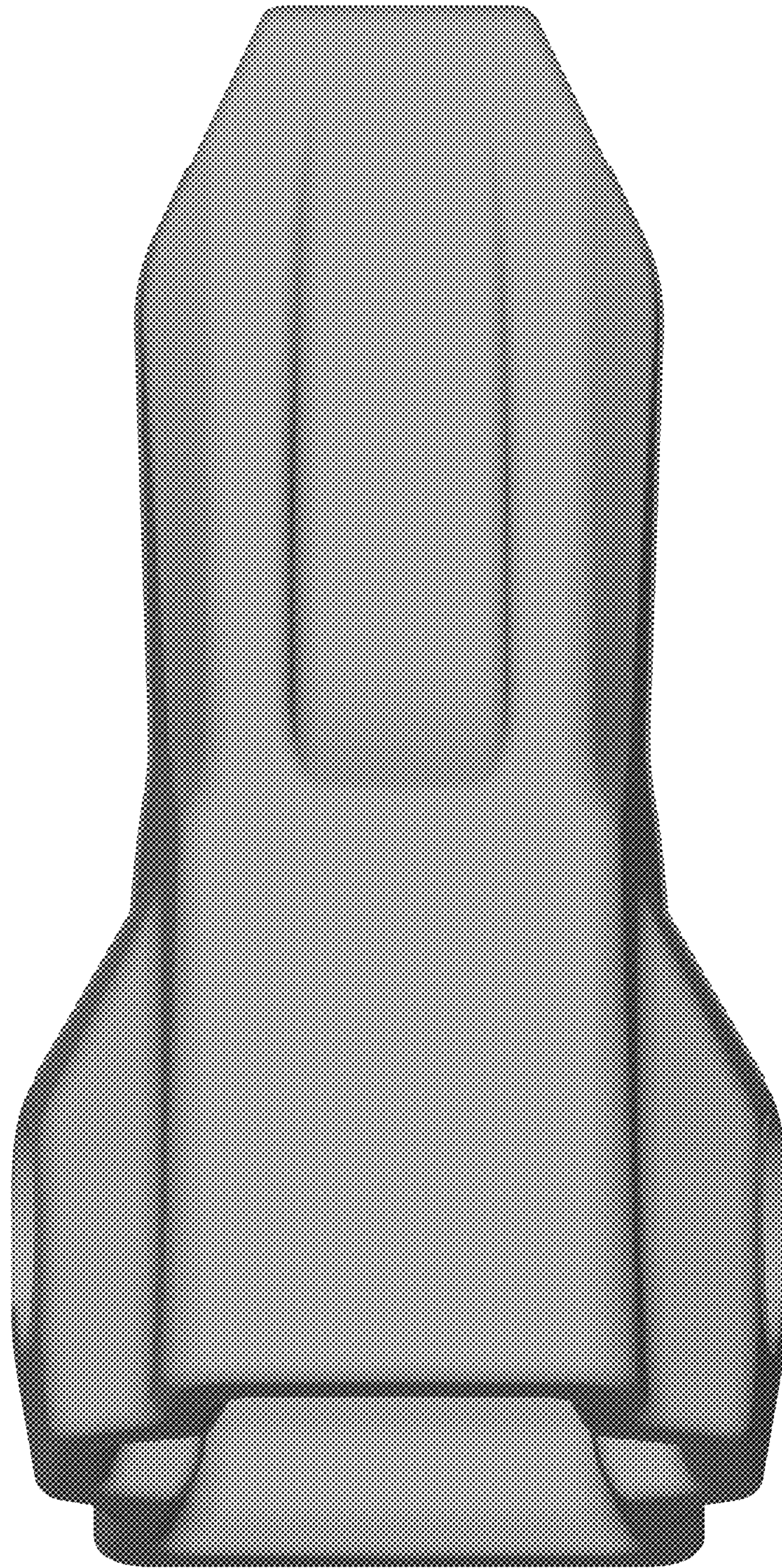


FIG. 7