



US00D897359S

(12) **United States Design Patent** (10) **Patent No.:** **US D897,359 S**
Jang et al. (45) **Date of Patent:** **** Sep. 29, 2020**

(54) **DISPLAY SCREEN OR PORTION THEREOF WITH GRAPHICAL USER INTERFACE**

(71) Applicant: **Samsung Electronics Co., Ltd.**, Suwon-si (KR)

(72) Inventors: **Youngshil Jang**, Suwon-si (KR); **Yusic Kim**, Suwon-si (KR)

(73) Assignee: **SAMSUNG ELECTRONICS CO., LTD.**, Suwon-si (KR)

(**) Term: **15 Years**

(21) Appl. No.: **29/633,166**

(22) Filed: **Jan. 12, 2018**

(30) **Foreign Application Priority Data**

Nov. 17, 2017 (KR) 30-2017-0053872

(51) **LOC (12) Cl.** **14-04**

(52) **U.S. Cl.**
USPC **D14/486**

(58) **Field of Classification Search**
USPC D14/485-495
CPC G06F 3/048-04897
See application file for complete search history.

(56) **References Cited**

U.S. PATENT DOCUMENTS

D819,044 S *	5/2018	Fung	D14/485
D819,045 S *	5/2018	Fung	D14/485
D819,647 S *	6/2018	Chen	D14/485
D841,677 S *	2/2019	Tyler	D14/486
D842,311 S *	3/2019	Clapper	D14/485
D845,323 S *	4/2019	Clediere	D14/486
D847,828 S *	5/2019	Kim	D14/485
D852,216 S *	6/2019	Westerhold	D14/486
D857,027 S *	8/2019	Park	D14/483
D858,552 S *	9/2019	Westerhold	D14/486
D859,445 S *	9/2019	Clediere	D14/486

D868,089 S *	11/2019	Jang	D14/486
D874,496 S *	2/2020	Jang	D14/486
D879,117 S *	3/2020	Dellinger	D14/485
D881,908 S *	4/2020	Sunil	D14/486
2019/0004688 A1 *	1/2019	Bowen	G06F 30/00

OTHER PUBLICATIONS

Bixby vs Google Assistant vs Sid: Who Wins?, by Beebom, dated Sep. 1, 2017, youtube.com [online]. Retrieved May 22, 2020 from internet <URL:https://www.youtube.com/watch?v=VLDBjEjVkgU> (Year: 2017).*

* cited by examiner

Primary Examiner — Cathron C Brooks
Assistant Examiner — Andrew T Nemeth

(74) *Attorney, Agent, or Firm* — McAndrews Held & Malloy, Ltd.

(57) **CLAIM**

The ornamental design for a display screen or portion thereof with graphical user interface, as shown and described.

DESCRIPTION

FIG. 1 is a front view of a display screen or portion thereof with graphical user interface showing our new design according to a first embodiment;
FIG. 2 is a front view of a display screen or portion thereof with graphical user interface showing our new design according to a second embodiment; and,
FIG. 3 is a front view of a display screen or portion thereof with graphical user interface showing our new design according to a third embodiment.
The outer perimeter shown in broken line in the drawings illustrates a display screen or portion thereof and forms no part of the claimed design. The remaining broken lines in the drawings illustrate portions of the graphical user interface that form no part of the claimed design.

1 Claim, 3 Drawing Sheets

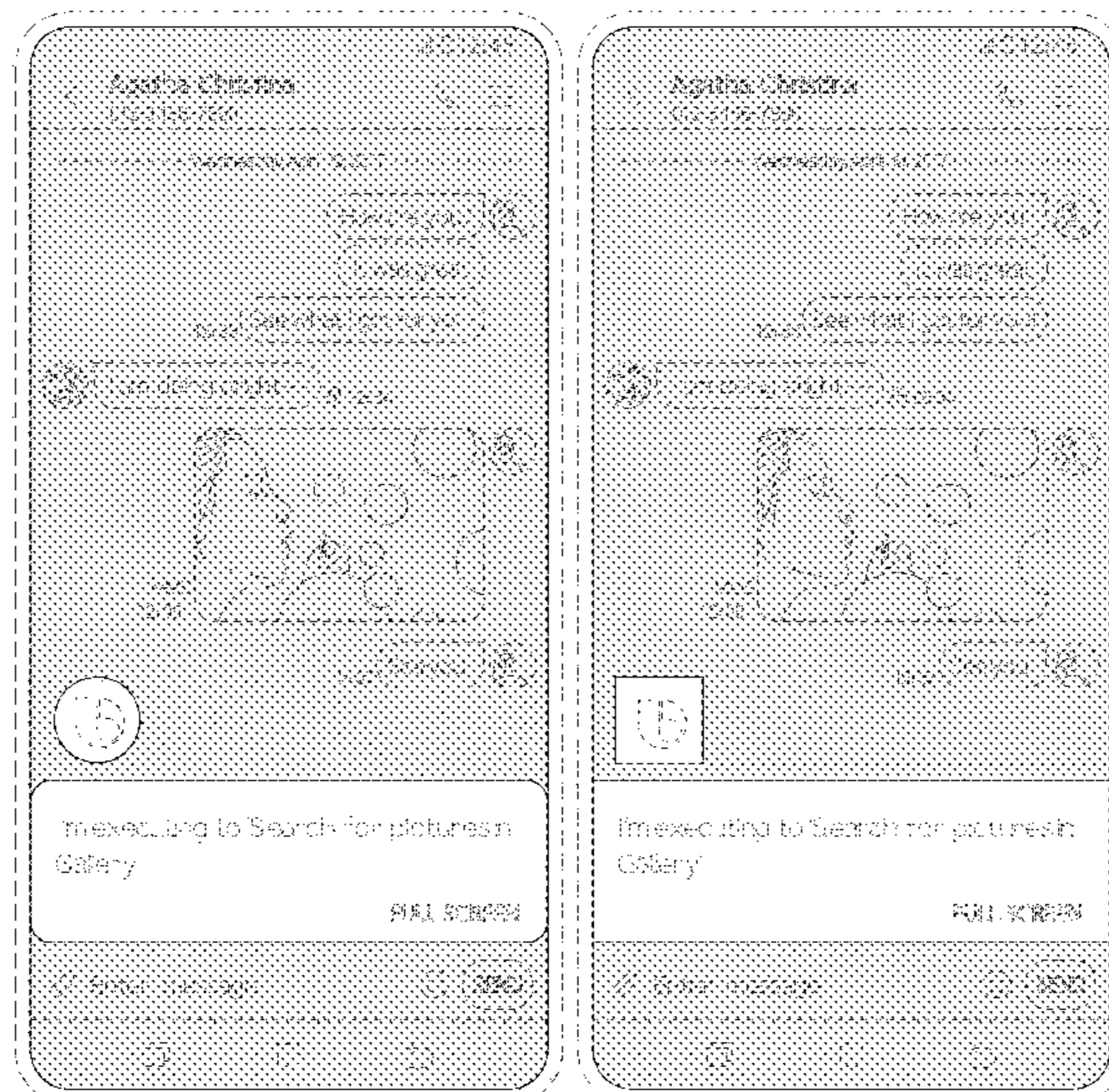


FIG. 1




FIG. 2




FIG. 3

