

US00D897324S

(12) **United States Design Patent**  
**Lee et al.**

(10) **Patent No.:** **US D897,324 S**  
(45) **Date of Patent:** **\*\* Sep. 29, 2020**

(54) **STAND FOR TELEVISION RECEIVER**

FOREIGN PATENT DOCUMENTS

(71) Applicant: **LG ELECTRONICS INC.**, Seoul (KR)

WO D090587-003 \* 12/2016  
WO D102216-001 \* 12/2018

(72) Inventors: **Sangik Lee**, Seoul (KR); **Yooseok Kim**, Seoul (KR); **Jeongrok Lee**, Seoul (KR)

OTHER PUBLICATIONS

(73) Assignee: **LG Electronics Inc.**, Seoul (KR)

Loutytuo TV Stand, announced 2018 [online], [retrieved Sep. 15, 2019]. Available from Internet, URL: <[https://www.amazon.com/Loutytuo-Mounting-Distance-20-55mm-Screen/dp/B07DL2PY4Q/ref=sr\\_1\\_1?keywords=Loutytuo+TV+Stand+Table+Top+Mount&qid=1568573324&s=home-garden&sr=1-1-catcorr](https://www.amazon.com/Loutytuo-Mounting-Distance-20-55mm-Screen/dp/B07DL2PY4Q/ref=sr_1_1?keywords=Loutytuo+TV+Stand+Table+Top+Mount&qid=1568573324&s=home-garden&sr=1-1-catcorr)> (Year: 2018).\*

(\*\*) Term: **15 Years**

(Continued)

(21) Appl. No.: **35/506,185**

(22) Filed: **Jun. 4, 2018**

*Primary Examiner* — Dana K Weiland

(80) **Hague Agreement Data**

(74) *Attorney, Agent, or Firm* — Birch, Stewart, Kolasch & Birch, LLP

Int. Filing Date: **Jun. 4, 2018**

Int. Reg. No.: **DM/102216**

Int. Reg. Date: **Jun. 4, 2018**

Int. Reg. Pub. Date: **Dec. 7, 2018**

(57) **CLAIM**

The ornamental design for a stand for television receiver, as shown and described.

(30) **Foreign Application Priority Data**

Dec. 12, 2017 (KR) ..... 30-2017-0058744

(51) **LOC (12) Cl.** ..... **14-03**

(52) **U.S. Cl.**  
USPC ..... **D14/239**

(58) **Field of Classification Search**

USPC ..... D14/238, 239, 125-134, 371, 374-377, D14/440, 451, 336, 251-253, 447, 434, D14/432, 439, 457, 142, 217, 209.1; D6/300, 672, 407, 567; D8/349, 380; D12/223, 420; D20/10, 19, 39;

(Continued)

**DESCRIPTION**

1. Stand for television receiver

**1.1** is a perspective view of a stand for television receiver showing the new design;

**1.2** is a front view thereof;

**1.3** is a back view thereof;

**1.4** is a left side view thereof;

**1.5** is a right side view thereof;

**1.6** is a top view thereof;

**1.7** is a bottom view thereof; and

**1.8** is a perspective view showing the stand for television receiver in a state of use.

The broken lines shown in the drawings depict portions of the stand for television receiver that form no part of the claimed design. The broken lines in reproduction **1.8**, showing a television receiver and another stand, depict environmental subject matter that forms no part of the claimed design.

(56) **References Cited**

U.S. PATENT DOCUMENTS

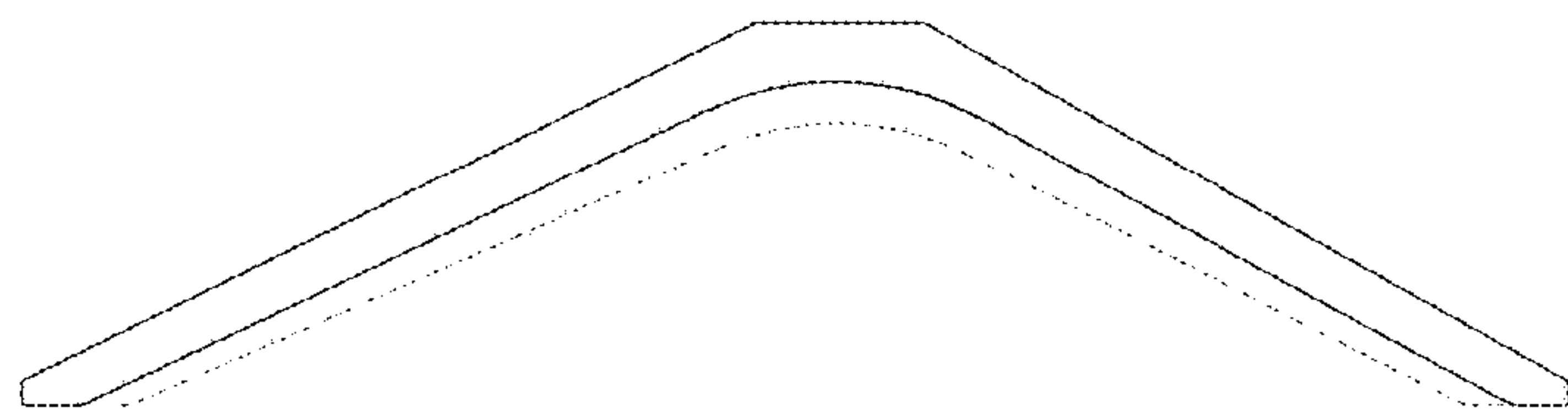
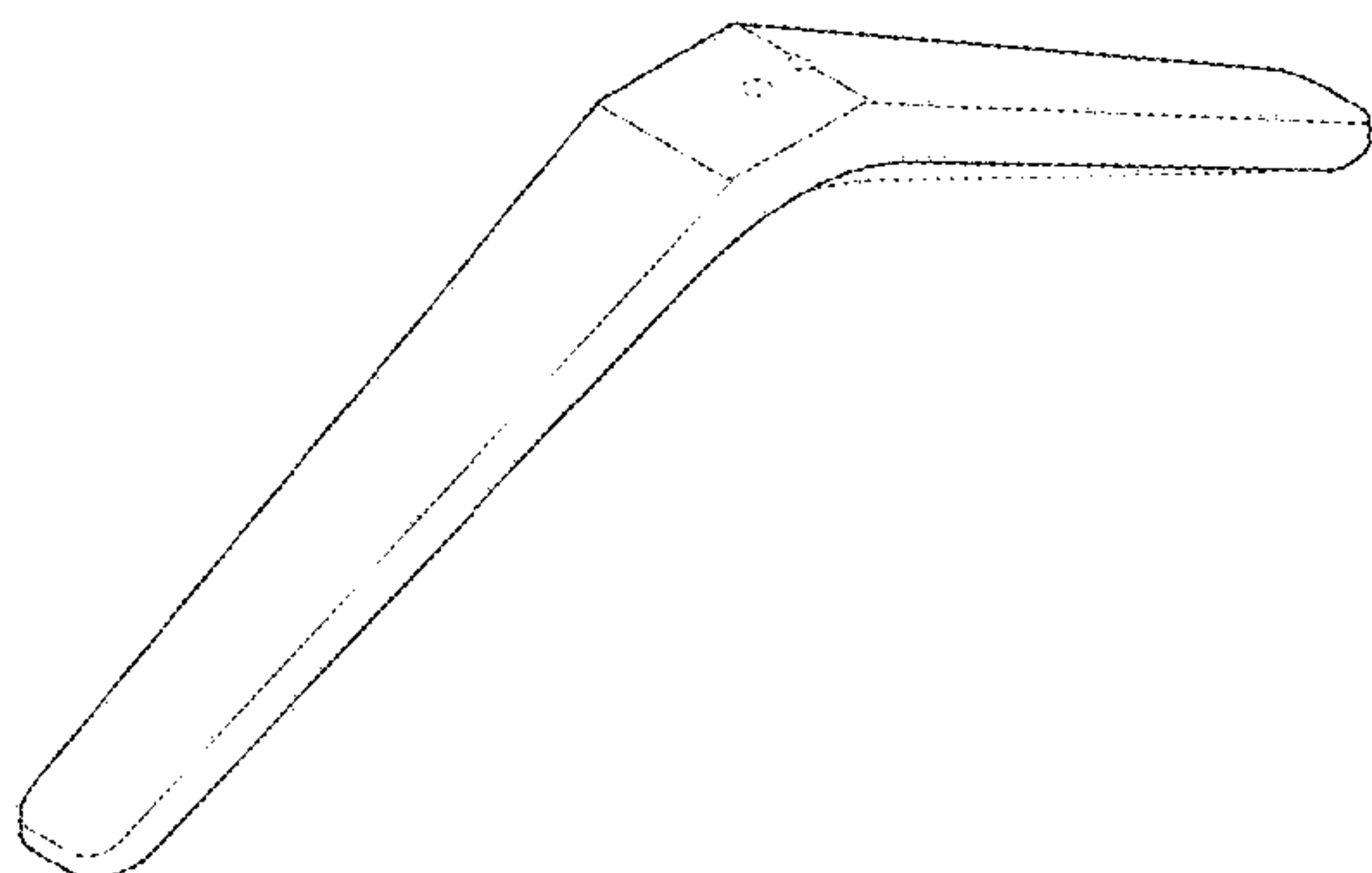
D203,118 S \* 12/1965 Timmerman ..... D6/709

D444,325 S \* 7/2001 DeJule ..... D6/709

D578,372 S \* 10/2008 James ..... D8/316

(Continued)

**1 Claim, 8 Drawing Sheets**



(58) **Field of Classification Search**

USPC ..... D16/242–245, 250, 214; D21/329, 437,  
D21/515; D10/26  
CPC ..... F16M 11/00; F16M 11/04; F16M 11/043;  
F16M 11/10; F16M 13/00; H04M 1/04;  
H04M 1/06; G06F 1/1601; G06F 1/1643;  
H05K 5/0004; H05K 5/0017; H05K 5/02;  
H05K 5/0217

See application file for complete search history.

(56) **References Cited**

U.S. PATENT DOCUMENTS

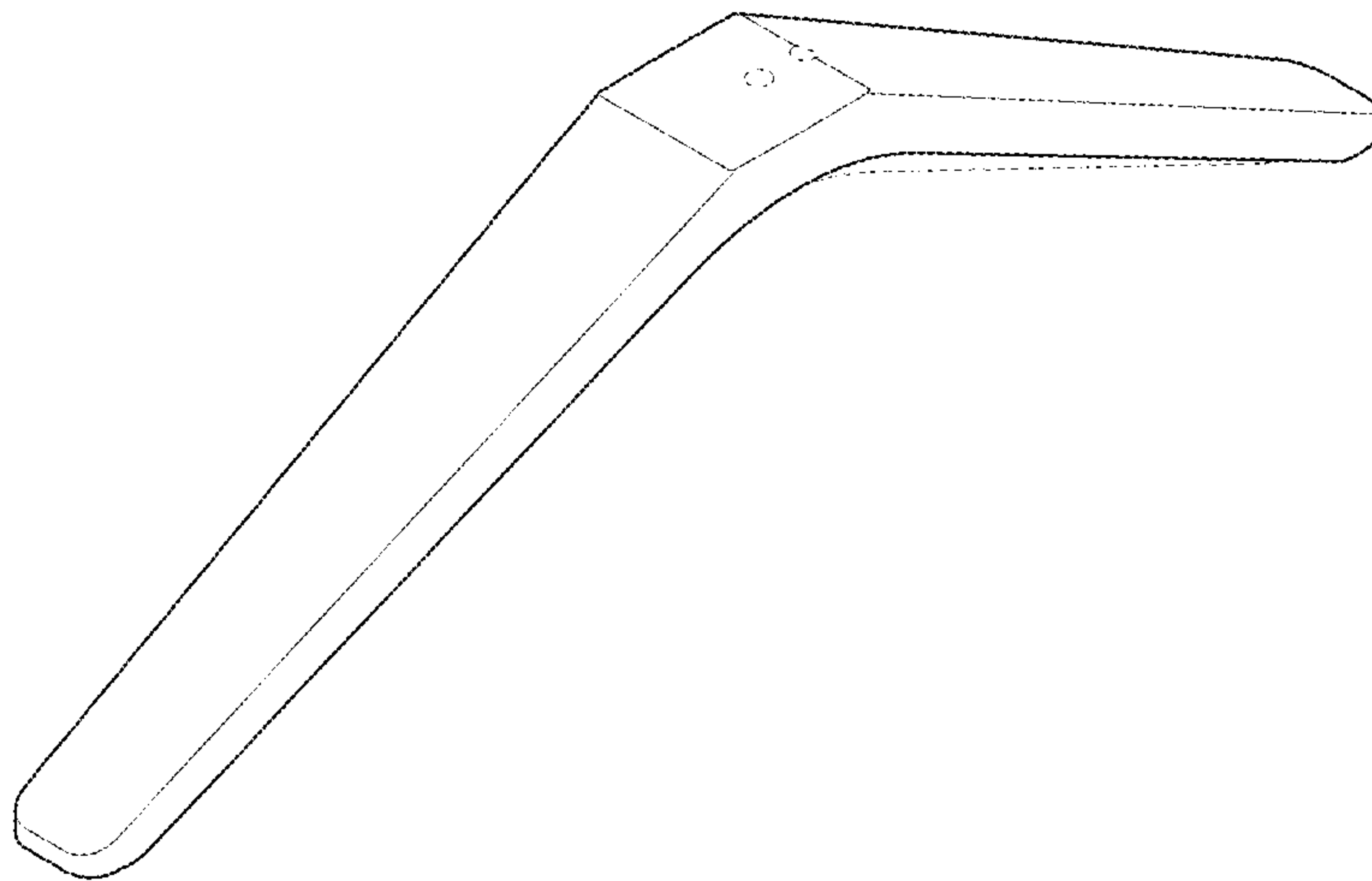
D620,903	S	*	8/2010	Song	.....	D14/126
D757,667	S	*	5/2016	Yokota	.....	D14/126
D762,624	S	*	8/2016	Hu	.....	D14/239
D784,305	S	*	4/2017	Lee	.....	D14/239
D793,402	S	*	8/2017	Kwon	.....	D14/451
D794,620	S	*	8/2017	Lee	.....	D14/239
D835,073	S	*	12/2018	Kim	.....	D14/217
D848,967	S	*	5/2019	Kim	.....	D14/126
D859,338	S	*	9/2019	Lim	.....	D14/126

OTHER PUBLICATIONS

Original LG 65UJ6200 TV Stand Base Legs, announced 2018 [online], [retrieved Sep. 15, 2019]. Available from Internet, URL:<<https://www.amazon.com/Original-LG-65UJ6200-Stand-Televisions/dp/B07BMJ6538>> (Year: 2018).\*

\* cited by examiner

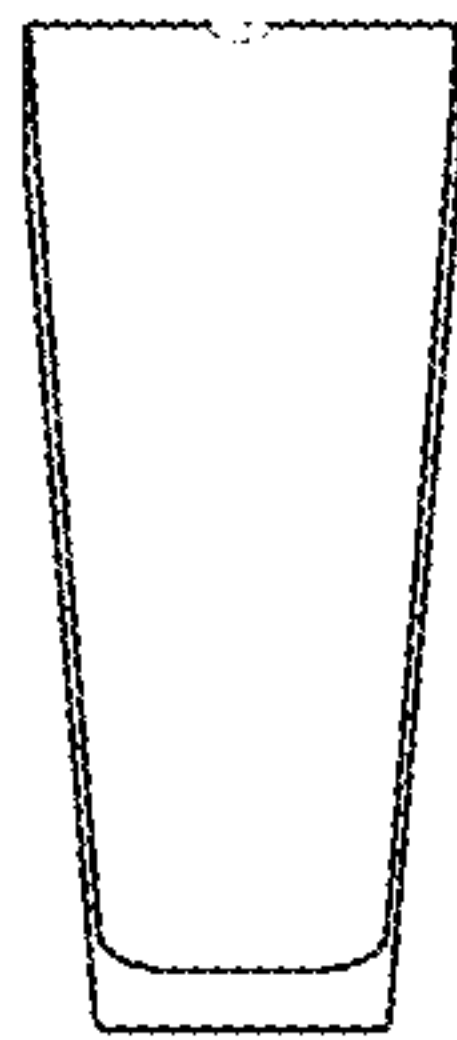
1.1



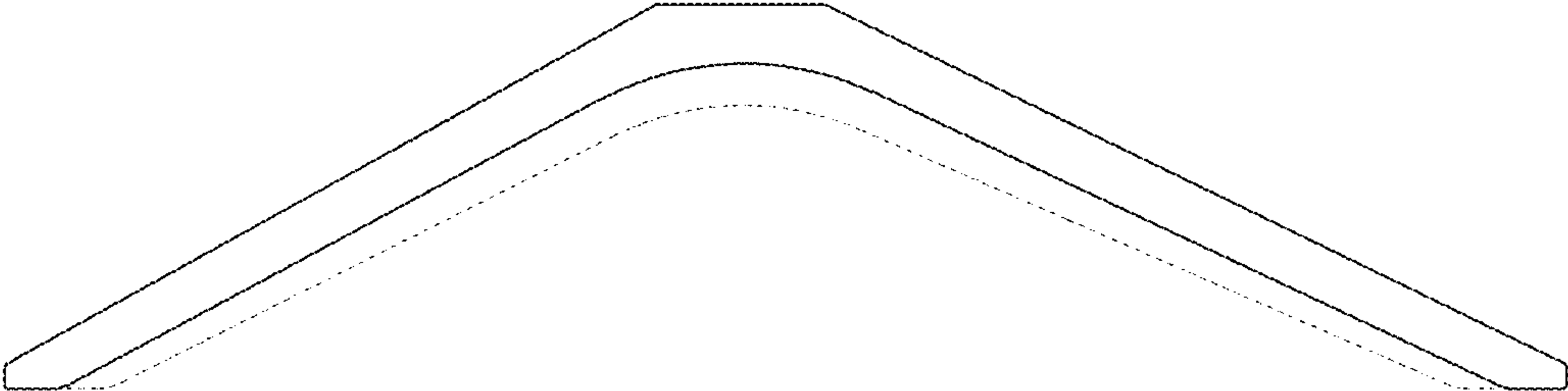
1.2



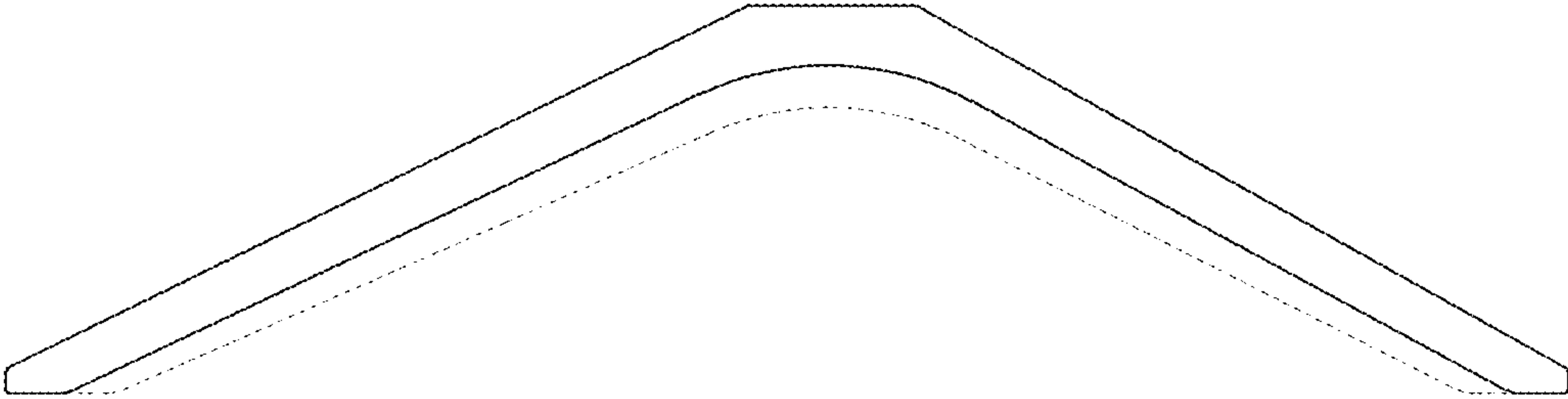
1.3



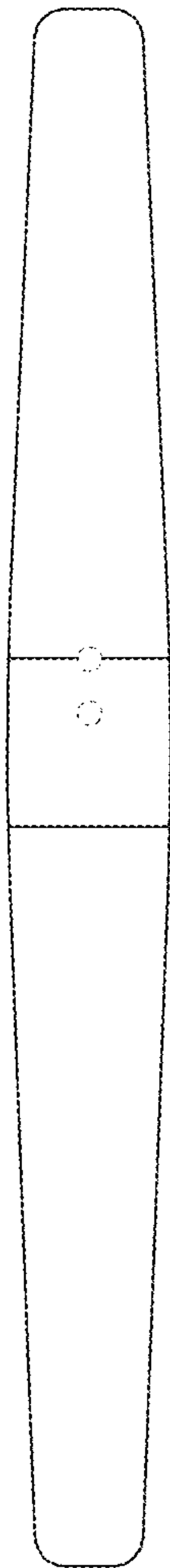
1.4



1.5




1.6





1.7



1.8

