

US00D897277S

(12) **United States Design Patent** (10) **Patent No.:** **US D897,277 S**
Shondel et al. (45) **Date of Patent:** **** Sep. 29, 2020**

(54) **SHOULDER FOR A TIRE**
(71) Applicant: **The Goodyear Tire & Rubber Company, Akron, OH (US)**
(72) Inventors: **Jonathan James Shondel, Massillon, OH (US); Paul Bryan Maxwell, Kent, OH (US); Richard Mark Wieland, Akron, OH (US)**

D483,324 S * 12/2003 Kemp, Jr. D12/605
D488,772 S 4/2004 Bair et al. D12/602
D495,294 S 8/2004 Ochi et al. D12/604
D500,473 S * 1/2005 Boggs D12/605
D504,657 S 5/2005 Allen et al. D12/579
D516,012 S 2/2006 Miller et al. D12/579
D516,013 S 2/2006 Miller et al. D12/579
D516,999 S 3/2006 Miller et al. D12/579
D517,000 S 3/2006 Allen et al. D12/579
D520,939 S 5/2006 Allen et al. D12/600
D548,172 S 8/2007 Dixon et al. D12/579

(73) Assignee: **The Goodyear Tire & Rubber Company, Akron, OH (US)**

(**) Term: **15 Years**

(21) Appl. No.: **29/677,113**

(22) Filed: **Jan. 17, 2019**

(51) **LOC (12) Cl.** **12-15**

(52) **U.S. Cl.**
USPC **D12/605**

(58) **Field of Classification Search**
USPC D12/605
CPC B60C 13/00; B60C 1/00
See application file for complete search history.

(56) **References Cited**

U.S. PATENT DOCUMENTS

D325,013 S 3/1992 Vaugh-Lindner et al. .. D12/147
D325,014 S 3/1992 Galante et al. D12/147
D326,075 S 5/1992 Covert et al. D12/147
D413,287 S 8/1999 Brown et al. D12/147
D414,727 S 10/1999 Brown et al. D12/146
D429,479 S 8/2000 Fierro et al. D12/147
D432,060 S 10/2000 Baker D12/152
D442,128 S 5/2001 Allison D12/152
D447,449 S 9/2001 Guspodin D12/152
D449,803 S 10/2001 Guspodin et al. D12/147
D454,815 S 3/2002 Guspodin et al. D12/152
D455,682 S * 4/2002 Hutz D12/605
D460,409 S * 7/2002 Weaver D12/605

(Continued)

OTHER PUBLICATIONS

U.S. Appl. No. 29/618,618, filed Sep. 22, 2017, Goodyear.

(Continued)

Primary Examiner — Michelle E. Wilson

Assistant Examiner — Clese Moore, Jr.

(74) *Attorney, Agent, or Firm* — Robert N Lipsik

(57) **CLAIM**

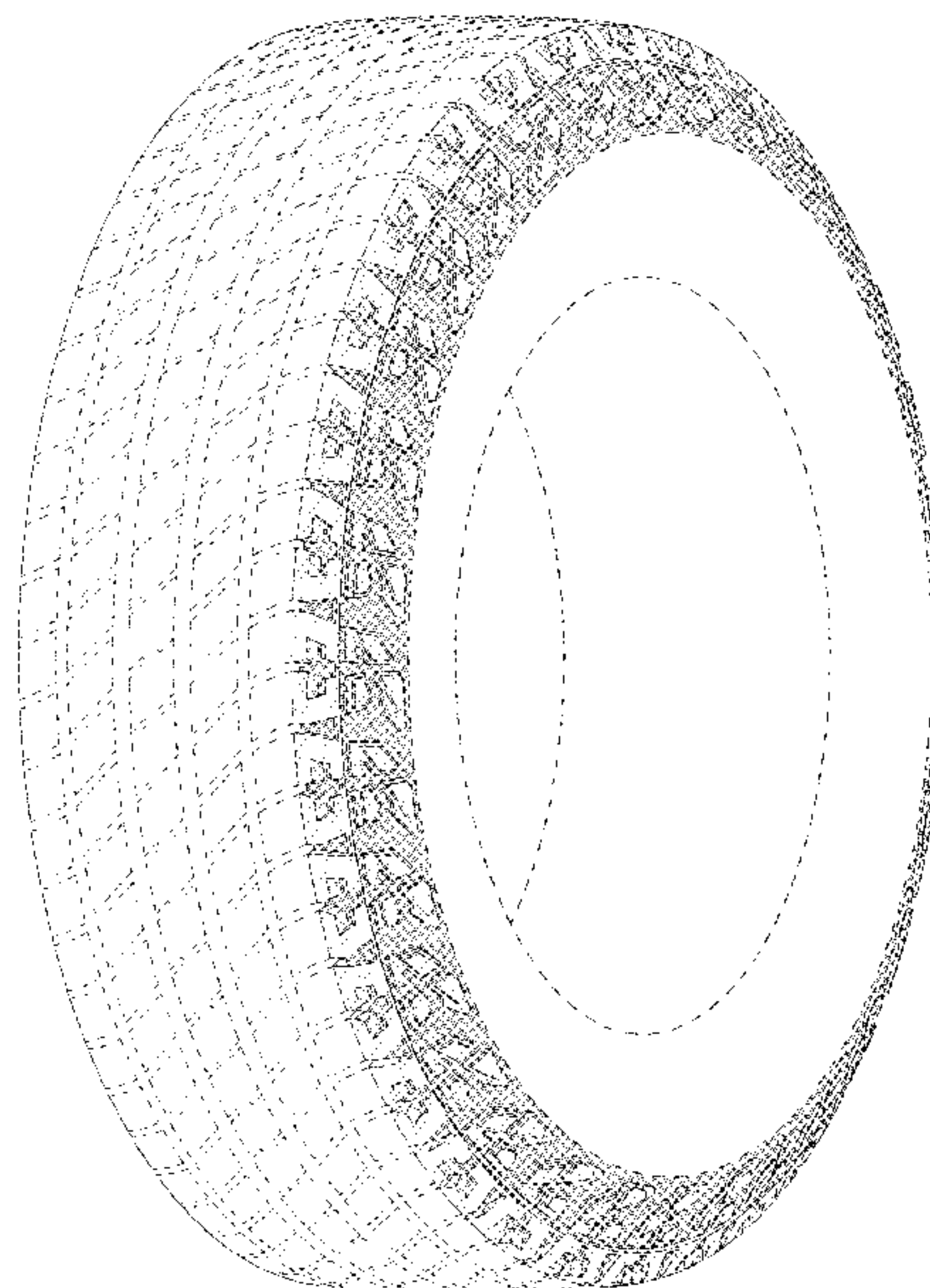
The ornamental Design for a shoulder for a tire, as shown and described.

DESCRIPTION

FIG. 1 is a perspective view of a shoulder for a tire showing our new design, it being understood that the pattern repeats uniformly throughout the circumference of the tread; FIG. 2 is a front elevational view thereof; FIG. 3 is a right side elevational view thereof; the left side elevational view being identical thereto; and, FIG. 4 is an enlarged fragmentary front elevational view thereof.

In the drawings, the broken lines immediately adjacent to the outer edges of the tire shoulder represent boundaries of the claim, and the broken lines depict environmental subject matter only and form no part of the claimed design.

1 Claim, 4 Drawing Sheets



(56)

References Cited

U.S. PATENT DOCUMENTS

D548,173 S 8/2007 Herbeuval et al. D12/579
 D549,156 S 8/2007 Umstot et al. D12/512
 D556,124 S 11/2007 Thum et al. D12/579
 D556,672 S 12/2007 Umstot et al. D12/579
 D556,673 S 12/2007 Missik-Gaffney et al.
 D12/579
 D556,674 S 12/2007 Missik-Gaffney et al.
 D12/579
 D558,664 S 1/2008 Herbeuval et al. D12/579
 D563,311 S 3/2008 Brainerd et al. D12/605
 D563,312 S 3/2008 Brainerd et al. D12/605
 D568,233 S 5/2008 Dixon et al. D12/512
 D575,728 S 8/2008 Harvey D12/605
 D577,331 S 9/2008 Ochi D12/605
 D578,953 S 10/2008 Umstot et al. D12/512
 D578,956 S 10/2008 Dixon et al. D12/579
 D578,957 S 10/2008 Bonko et al. D12/579
 D591,225 S 4/2009 Ashton et al. D12/600
 D595,643 S * 7/2009 Ochi D12/605
 D597,024 S * 7/2009 Ochi D12/605
 D609,177 S * 2/2010 Osaka D12/605
 D610,532 S 2/2010 Brainerd et al. D12/605
 D610,533 S * 2/2010 Ochi D12/605
 D615,031 S 5/2010 Osaka D12/605
 D619,088 S * 7/2010 Gannon D12/605
 D627,715 S * 11/2010 Umstot D12/605
 D656,086 S 3/2012 Herbeuval et al. D12/579
 D663,259 S * 7/2012 Umstot D12/605
 D664,915 S 8/2012 Maxwell et al. D12/605
 D670,642 S 11/2012 Maxwell et al. D12/605
 D682,190 S 5/2013 Uphouse et al. D12/600
 D713,328 S 9/2014 Umstot et al. D12/579
 D713,329 S 9/2014 Dixon et al. D12/579
 D729,155 S 5/2015 Jacobs D12/600

D730,272 S 5/2015 Fleckner D12/600
 D732,467 S 6/2015 Schimmoeller et al. D12/600
 D735,127 S * 7/2015 Kato D12/605
 D736,699 S 8/2015 Dixon et al. D12/605
 D757,643 S 5/2016 Dixon et al. D12/605
 D757,644 S 5/2016 Wieland et al. D12/605
 D763,786 S * 8/2016 Mathis D12/605
 D766,166 S 9/2016 Uphouse D12/579
 D771,557 S 11/2016 Leocadio et al. D12/594
 D772,154 S * 11/2016 Hamanaka D12/605
 D772,796 S 11/2016 Jacobs et al. D12/600
 D776,046 S 1/2017 Dixon D12/605
 D776,609 S 1/2017 Shondel D12/605
 D779,425 S * 2/2017 Scheifele D12/605
 D780,098 S 2/2017 Sareen D12/579
 D784,918 S 4/2017 Liu D12/594
 D788,026 S * 5/2017 Lundgren D12/605
 D788,695 S * 6/2017 Scheifele D12/605
 D799,416 S * 10/2017 Sato D12/605
 D805,469 S * 12/2017 Sato D12/605
 D811,319 S 2/2018 Haas et al. D12/579
 D816,020 S * 4/2018 Umstot D12/585
 D826,144 S 8/2018 Ishigaki D12/605
 D827,562 S 9/2018 Rogers et al. D12/605
 D828,289 S 9/2018 Fox et al. D12/588
 D832,188 S 10/2018 Kochanek D12/512
 D833,381 S * 11/2018 Fujioka D12/605
 D834,512 S * 11/2018 Sakamoto D12/605

OTHER PUBLICATIONS

U.S. Appl. No. 29/647,168, filed May 10, 2018, Goodyear.
 U.S. Appl. No. 29/667,093, filed Oct. 18, 2018, Goodyear.
 U.S. Appl. No. 29/669,253, filed Nov. 7, 2018, Goodyear.
 U.S. Appl. No. 29/673,156, filed Dec. 12, 2018, Goodyear.

* cited by examiner

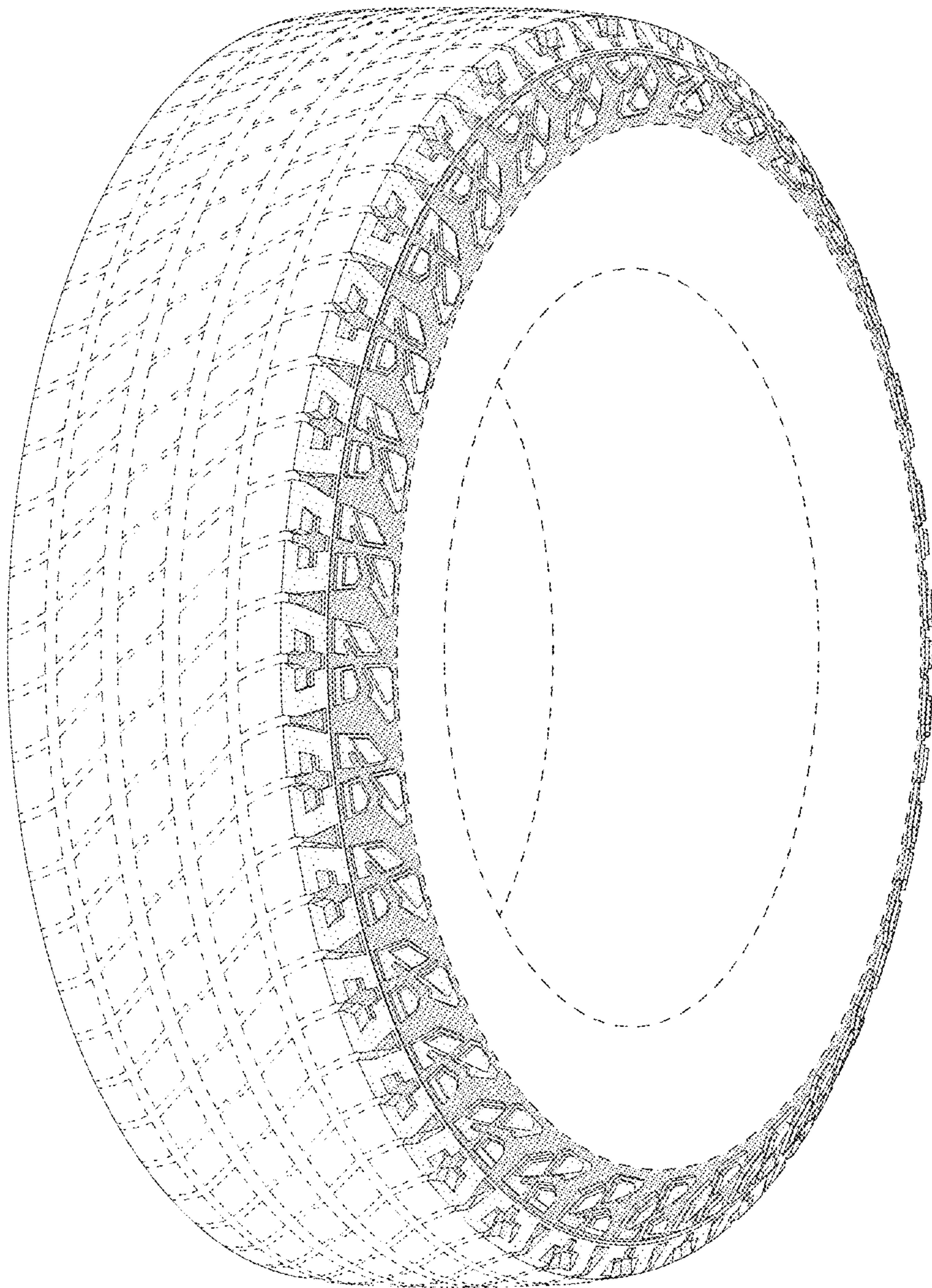


FIG - 1

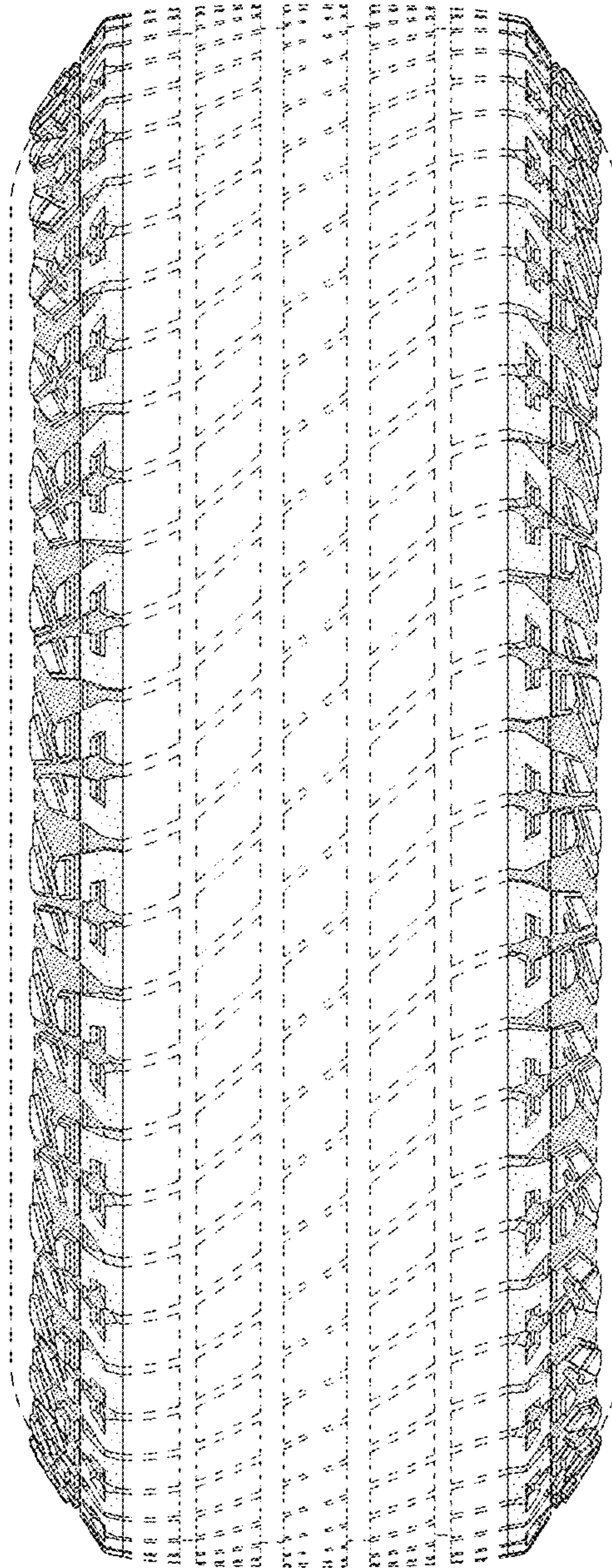


FIG - 2




FIG - 3

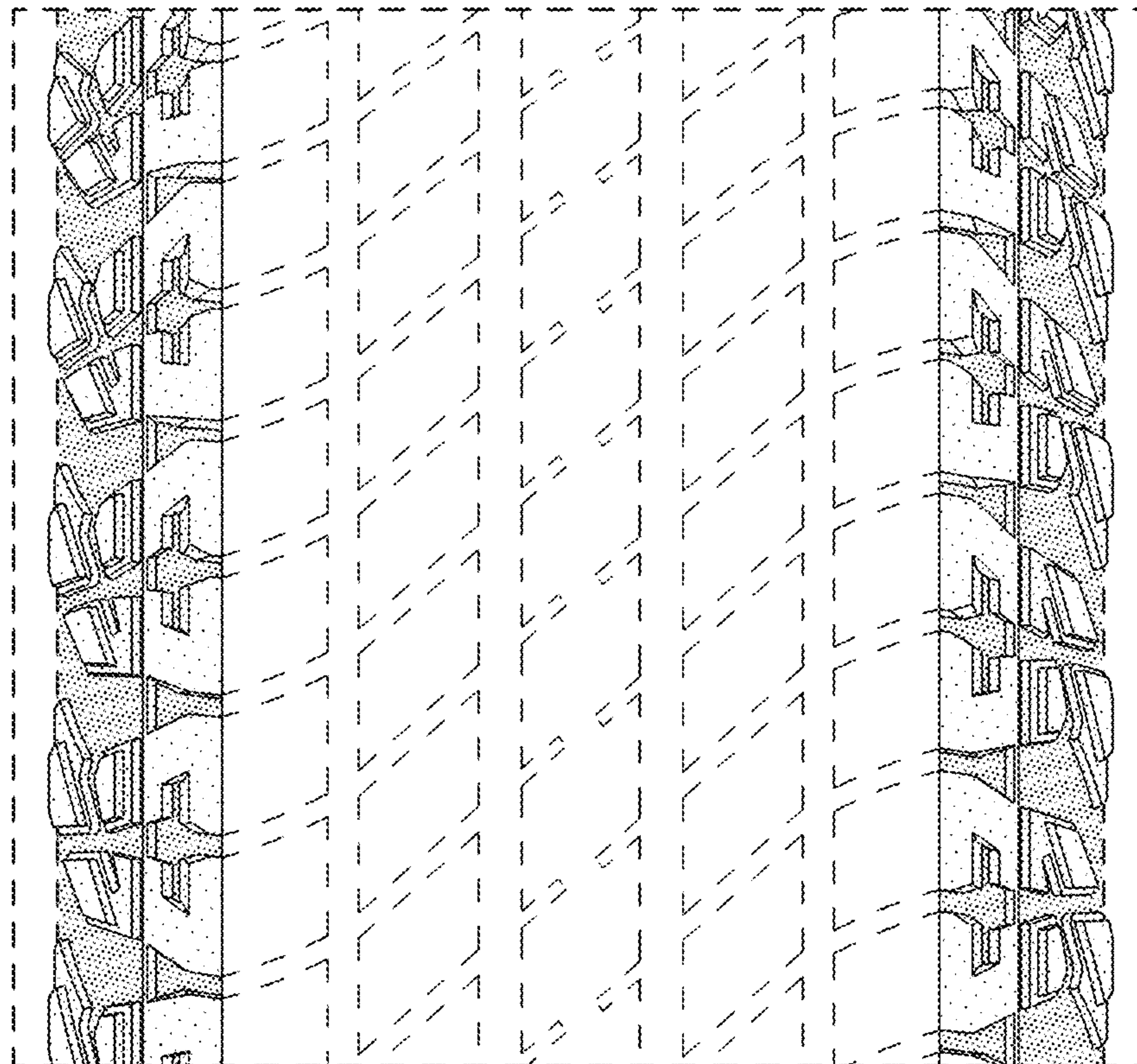


FIG - 4