



US00D897272S

(12) **United States Design Patent**  
**Saari et al.**

(10) **Patent No.:** **US D897,272 S**

(45) **Date of Patent:** **\*\* Sep. 29, 2020**

(54) **TIRE**

(56) **References Cited**

(71) Applicant: **Nokian Heavy Tyres, Ltd.**, Nokia (FI)

U.S. PATENT DOCUMENTS

(72) Inventors: **Tero Saari**, Pirkkala (FI); **Jiri Kozich**,  
Charleston, SC (US); **Caleb Claassen**,  
Tampere (FI)

D459,289 S *	6/2002	Lo	.....	D12/544
D513,401 S *	1/2006	Maxwell	.....	D12/544
D860,125 S *	9/2019	Geng	.....	D12/536
D867,972 S *	11/2019	Branton	.....	D12/544
D881,113 S *	4/2020	Lai	.....	D12/579

(73) Assignee: **Nokian Heavy Tyres, Ltd.** (FI)

\* cited by examiner

(\*\*) Term: **15 Years**

*Primary Examiner* — George D. Kirschbaum

(21) Appl. No.: **29/684,841**

(74) *Attorney, Agent, or Firm* — Saidman DesignLaw  
Group, LLC

(22) Filed: **Mar. 25, 2019**

(57) **CLAIM**

The ornamental design for a tire, as shown and described.

(30) **Foreign Application Priority Data**

**DESCRIPTION**

Sep. 25, 2018 (EM) ..... 005656741

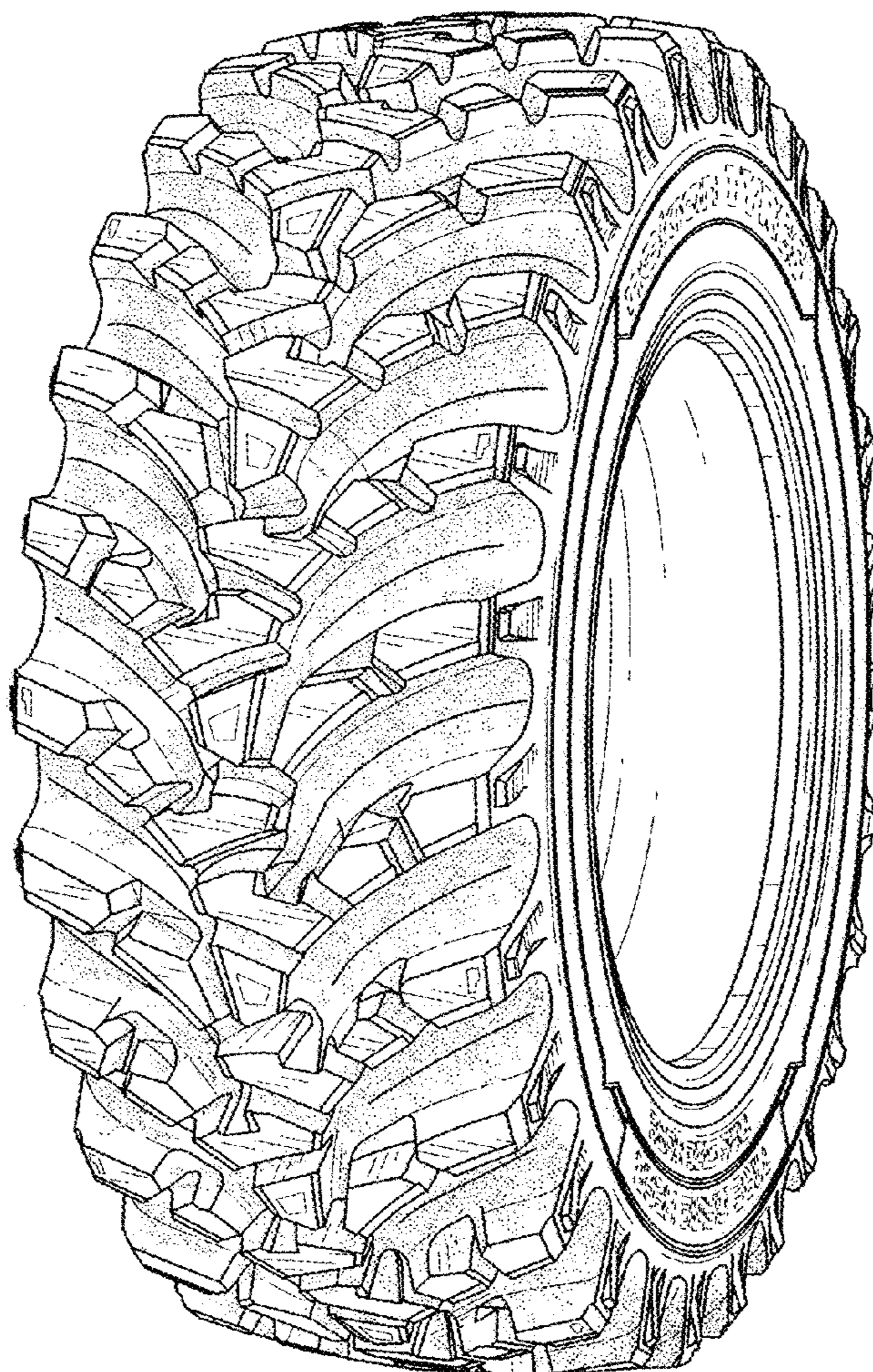
(51) **LOC (12) Cl.** ..... **12-16**

(52) **U.S. Cl.**  
USPC ..... **D12/544**

(58) **Field of Classification Search**  
USPC ..... D12/544, 536, 579  
See application file for complete search history.

FIG. 1 is a perspective front view of the tire;  
FIG. 2 is another perspective front view of the tire;  
FIG. 3 is a front view of the tire of FIG. 1; and,  
FIG. 4 is a side view of the tire of FIG. 1.  
The broken line portions of the Figures are included to show  
unclaimed subject matter and form no part of the claimed  
design.

**1 Claim, 4 Drawing Sheets**





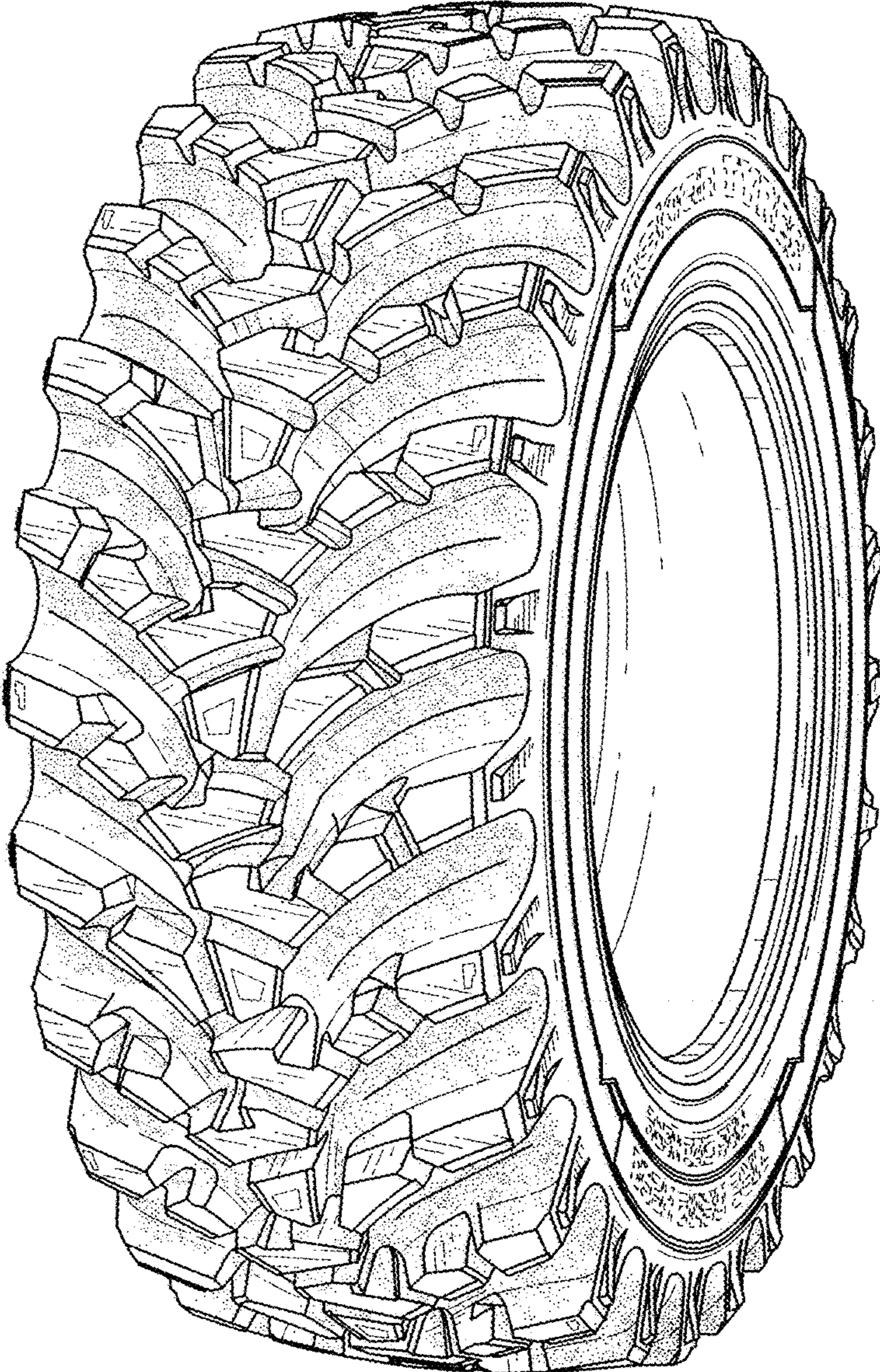


FIG. 1



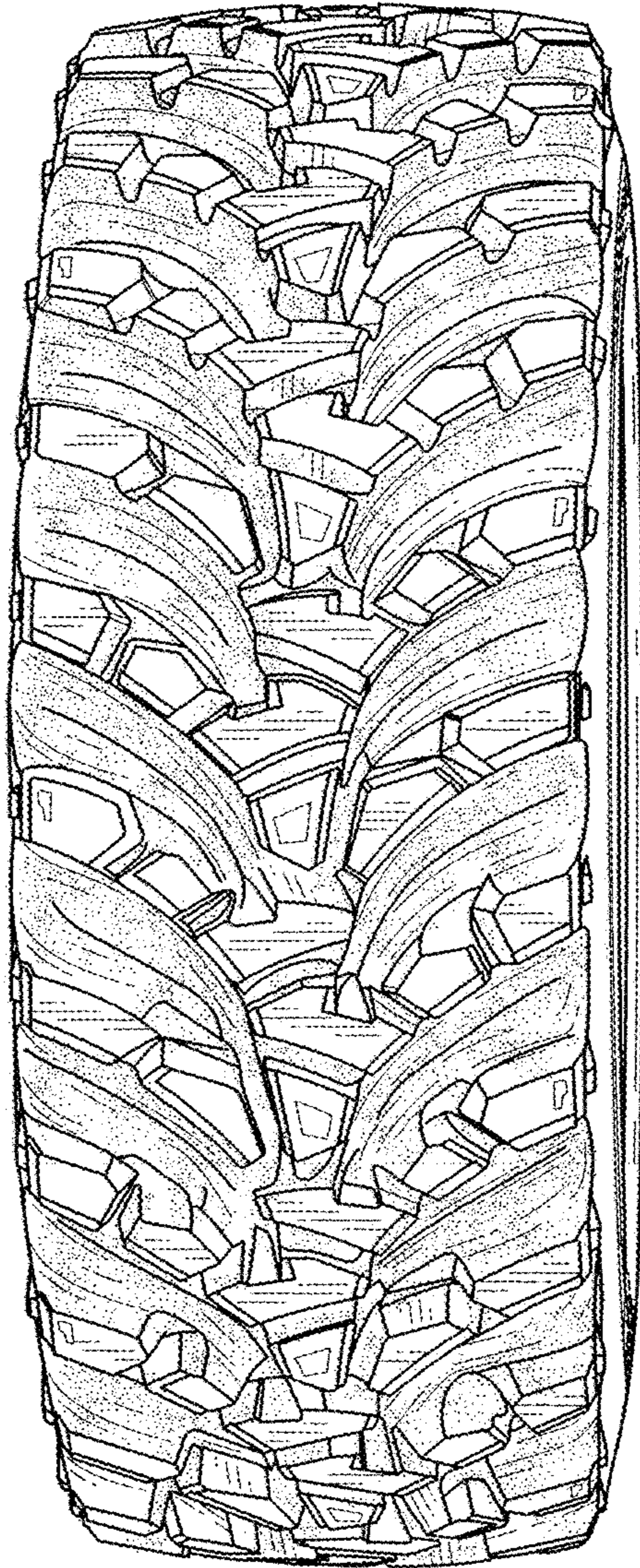


FIG. 2




FIG. 3






FIG. 4