



US00D897248S

(12) **United States Design Patent** (10) **Patent No.:** **US D897,248 S**
Ninov et al. (45) **Date of Patent:** **** Sep. 29, 2020**

(54) **VEHICLE LOWER GRILLE**

CPC B60R 19/52; B60K 11/08; B62D 25/08;
B62B 9/16

(71) Applicants: **Deyan Ninov**, Royal Oak, MI (US);
Michael C. Gillam, Oxford, MI (US);
Joseph S Dehner, Bloomfield Hills, MI (US)

See application file for complete search history.

(56) **References Cited**

U.S. PATENT DOCUMENTS

(72) Inventors: **Deyan Ninov**, Royal Oak, MI (US);
Michael C. Gillam, Oxford, MI (US);
Joseph S Dehner, Bloomfield Hills, MI (US)

D813,746 S *	3/2018	Behmer	D12/169
D813,747 S *	3/2018	Behmer	D12/169
D817,234 S *	5/2018	Park	D12/163
D818,884 S *	5/2018	Seol	D12/163
D821,941 S *	7/2018	Mack	D12/169
D833,926 S *	11/2018	Waterhouse	D12/169
D855,508 S *	8/2019	Wilkins	D12/169
D876,300 S *	2/2020	Chiang	D12/181
D877,009 S *	3/2020	Luke	D12/169
D877,010 S *	3/2020	Morgan	D12/169

(73) Assignee: **FCA US LLC**, Auburn Hills, MI (US)

(**) Term: **15 Years**

* cited by examiner

(21) Appl. No.: **29/689,226**

Primary Examiner — Melody N Brown
(74) *Attorney, Agent, or Firm* — Ralph E. Smith

(22) Filed: **Apr. 29, 2019**

Related U.S. Application Data

(57) **CLAIM**

(63) Continuation-in-part of application No. 29/626,530, filed on Nov. 17, 2017, now Pat. No. Des. 847,029, and a continuation-in-part of application No. 29/626,539, filed on Nov. 17, 2017, now Pat. No. Des. 847,030, and a continuation-in-part of application No. 29/626,547, filed on Nov. 17, 2017, now Pat. No. Des. 868,632.

The ornamental design for a vehicle lower grille, as shown and described.

DESCRIPTION

(51) **LOC (12) Cl.** **12-16**


(52) **U.S. Cl.**
USPC **D12/163**

(58) **Field of Classification Search**
USPC D12/169, 196, 86, 90-92, 163, 190, 98,
D12/164; 293/102, 113, 115, 117, 120,
293/193.11; 296/180.1, 180.2; 180/68.1,
180/68.6

FIG. 1 is a front perspective view of a vehicle lower grille showing our new design;
FIG. 2 is a front view thereof;
FIG. 3 is a rear view thereof;
FIG. 4 is a side view thereof;
FIG. 5 is a top view thereof; and,
FIG. 6 is a bottom view thereof.

It will be understood that the broken lines shown in the drawings illustrate portions of the vehicle lower grille that form no part of the claimed design.

1 Claim, 4 Drawing Sheets



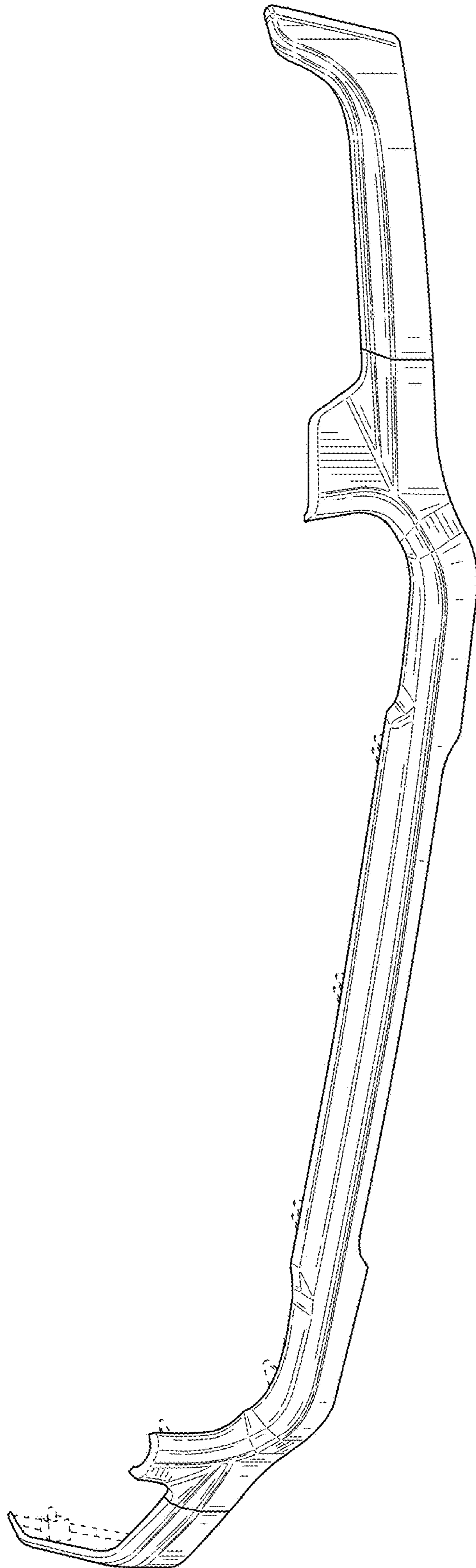


FIG. 1

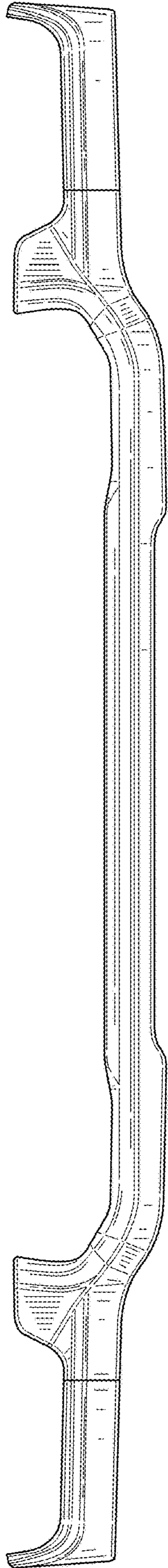


FIG. 2

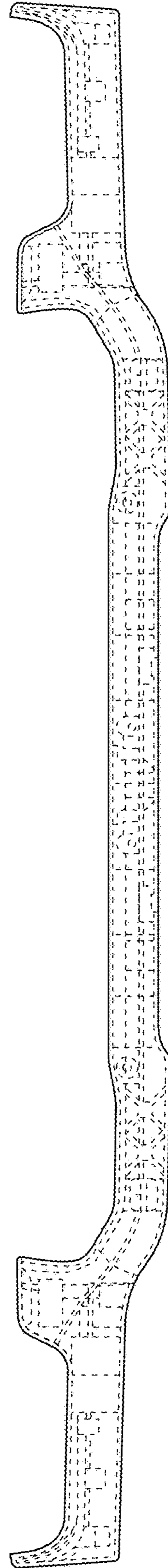


FIG. 3

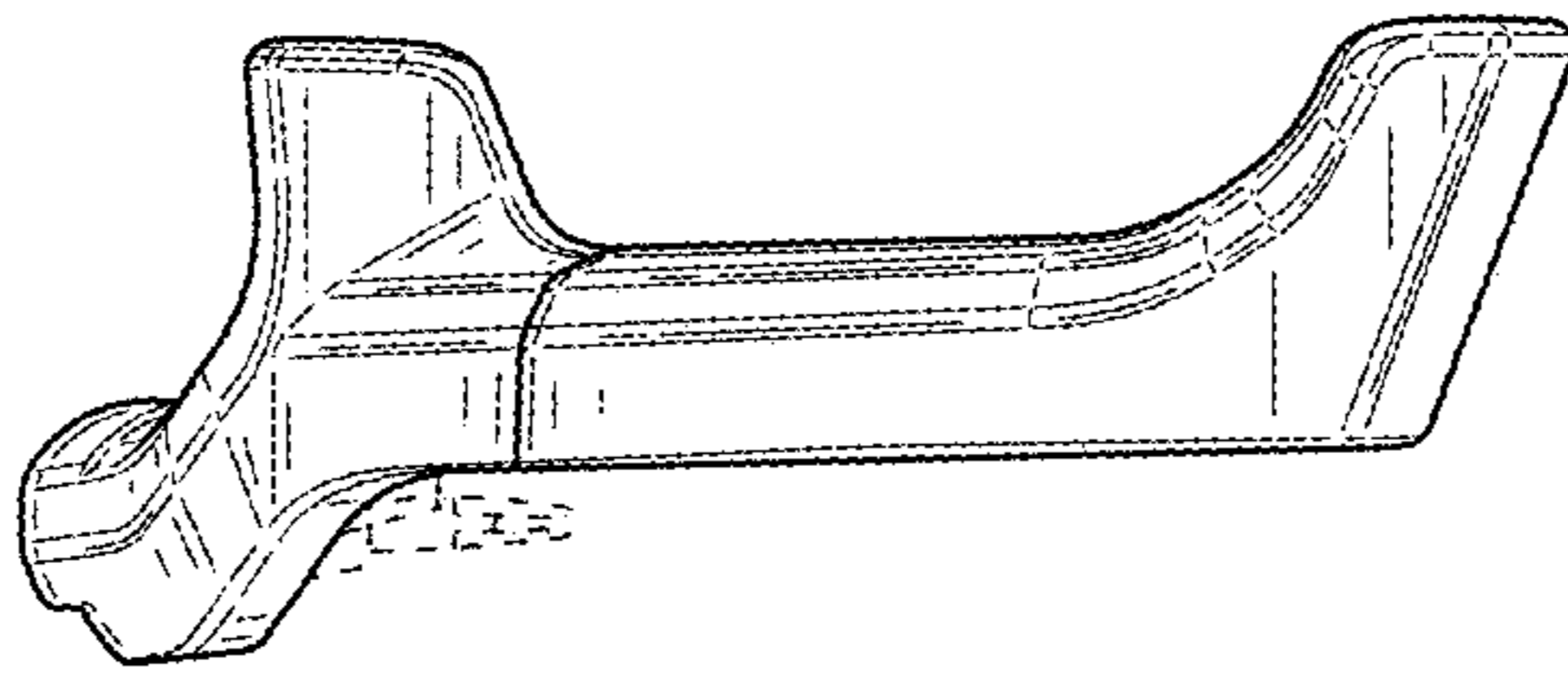


FIG. 4

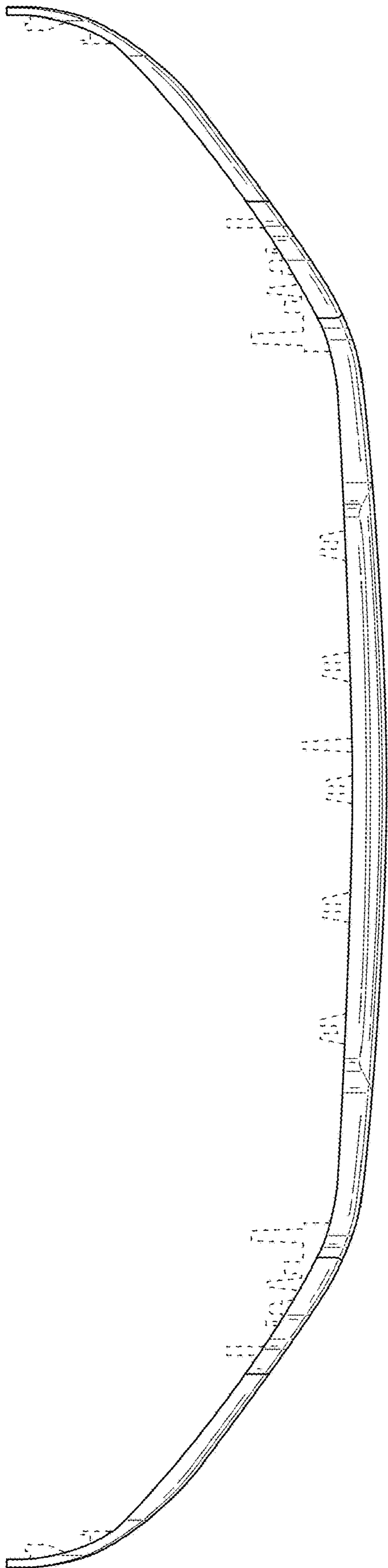


FIG. 5

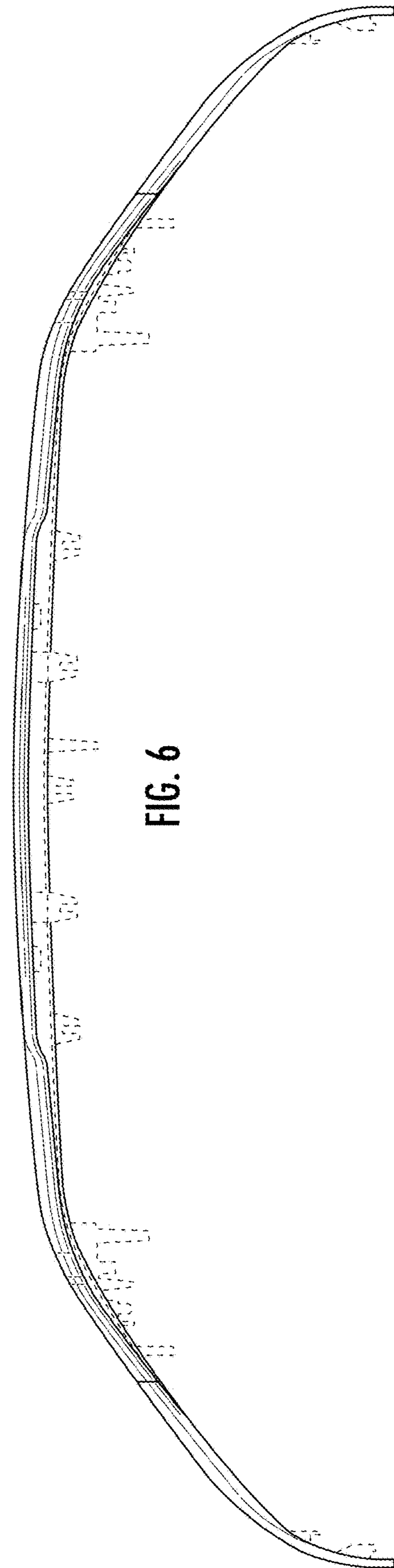


FIG. 6