



US00D897217S

(12) **United States Design Patent** (10) **Patent No.:** **US D897,217 S**
Cho (45) **Date of Patent:** **** Sep. 29, 2020**

(54) **LAUNDRY BEAD**

(71) Applicant: **WHEALTHFIELDS (HONG KONG) LIMITED**, Hong Kong (HK)

(72) Inventor: **Ping Joyce Cho**, Hong Kong (HK)

(73) Assignee: **WHEALTHFIELDS (HONG KONG) LIMITED**, Hong Kong (HK)

(**) Term: **15 Years**

(21) Appl. No.: **29/697,143**

(22) Filed: **Jul. 4, 2019**

(30) **Foreign Application Priority Data**

Jan. 18, 2019 (CN) 2019 3 0056202

(51) **LOC (12) Cl.** **09-05**

(52) **U.S. Cl.**
USPC **D9/707; D28/8.1**

(58) **Field of Classification Search**
USPC D9/702-714, 414-416, 428, 421,
D9/424-426, 430-432, 759; D28/4-8,
D28/8.1-8.2

CPC C11D 17/0065-17/0091; C11D
17/00-17/0039; C11D 17/04-17/047

See application file for complete search history.

(56) **References Cited**

U.S. PATENT DOCUMENTS

D841,237 S * 2/2019 Eggemeyer D28/8.1
D846,189 S * 4/2019 Bahadoorsingh D28/8.1
D846,800 S * 4/2019 Bahadoorsingh D28/8.1

* cited by examiner

Primary Examiner — Abraham Bahta

(57) **CLAIM**

The ornamental design for a laundry bead, as shown and described.

DESCRIPTION

FIG. 1 is a front elevational view of a laundry bead showing my new design;

FIG. 2 is a rear elevational view thereof;

FIG. 3 is a left side view thereof;

FIG. 4 is a right side view thereof;


FIG. 5 is a top plan view thereof;

FIG. 6 is a bottom plan view thereof;

FIG. 7 is a bottom, rear and left side perspective view thereof; and,

FIG. 8 is a top, front and right side perspective view thereof.

1 Claim, 8 Drawing Sheets






Fig. 1




Fig. 2




Fig.3




Fig.4




Fig.5




Fig. 6

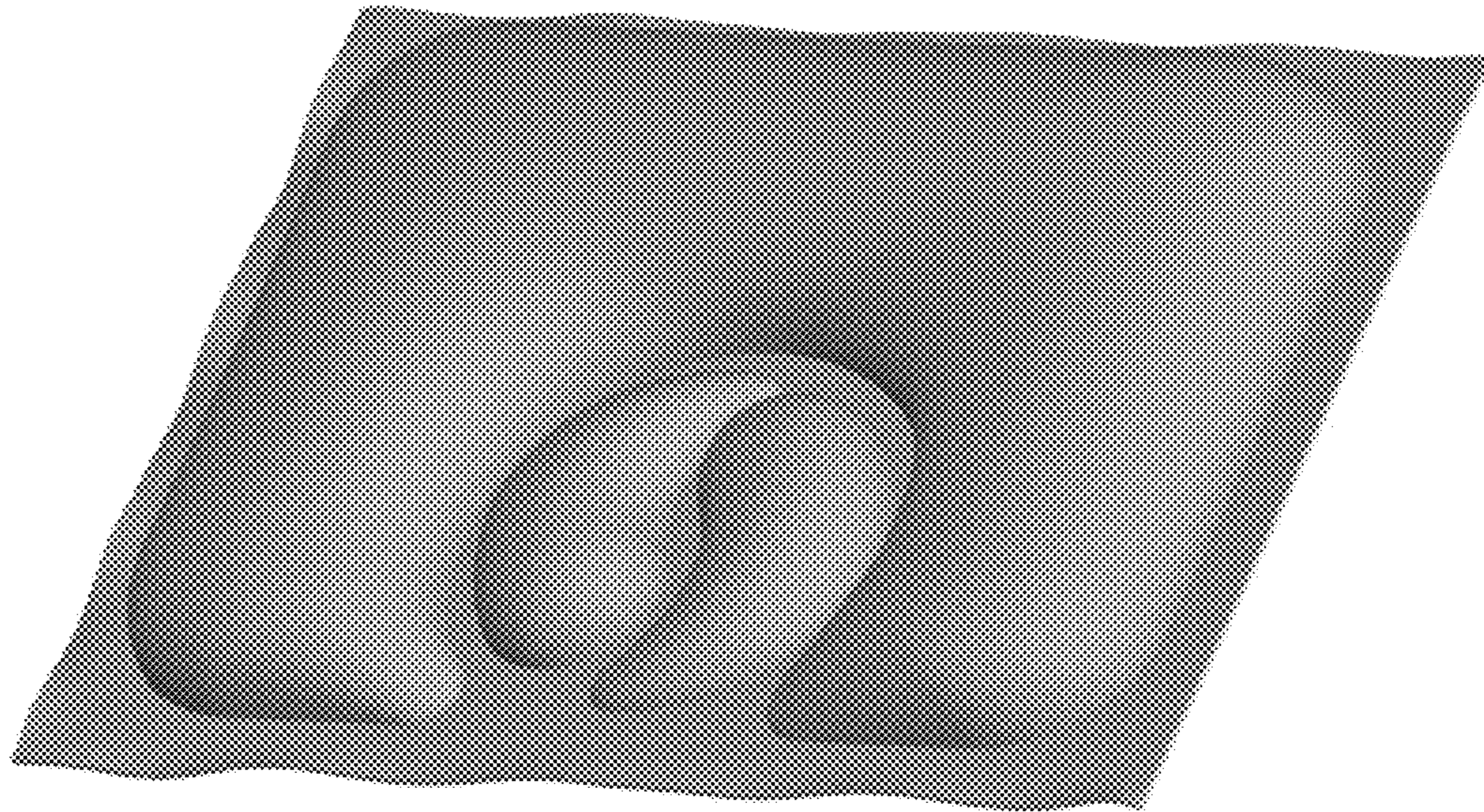


Fig. 7




Fig. 8