



US00D897200S

(12) **United States Design Patent**
McDonald

(10) **Patent No.:** **US D897,200 S**

(45) **Date of Patent:** **** Sep. 29, 2020**

(54) **CONTAINER**

(71) Applicant: **Laava ID Pty Ltd.**, Darlinghurst NSW (AU)

(72) Inventor: **Iain James McDonald**, Vaucluse (AU)

(**) Term: **15 Years**

(21) Appl. No.: **29/693,841**

(22) Filed: **Jun. 5, 2019**

Related U.S. Application Data

(63) Continuation of application No. 29/635,447, filed on Jan. 31, 2018, now Pat. No. Des. 856,135.

(51) **LOC (12) Cl.** **09-07**

(52) **U.S. Cl.**
USPC **D9/434; D9/414**

(58) **Field of Classification Search**
USPC D9/414, 415, 432, 434, 435, 443-453, D9/455-457, 499, 503, 504, 682, 685, D9/686; D7/387, 391, 392, 392.1, 394, D7/396.1-396.4, 506, 507, 509-511, 538, D7/900; D3/202, 203.2, 294, 318; D28/91, 91.1; D5/8, 20, 56, 63, 64, 99; D14/485, 489, 492; D20/11, 22, 27, 28
CPC .. A61J 1/00; A61J 1/1412; B65D 1/00; B65D 1/02; B65D 1/10; B65D 1/46; B65D 5/46; B65D 41/00; B65D 41/38; B65D 41/56; B65D 41/62; B65D 47/00; B65D 47/06; B65D 47/08; B65D 2251/00; B65D 2543/00046; B65D 2543/00092; B65D 2543/00296; B65D 2585/56; B65D 2585/545

See application file for complete search history.

(56) **References Cited**

U.S. PATENT DOCUMENTS

D90,470 S * 8/1933 Black D5/63
D217,574 S * 5/1970 Couve D5/56

D577,205 S * 9/2008 Lepoitevin D5/56
D583,157 S * 12/2008 Lepoitevin D5/56
D618,094 S * 6/2010 Arnell D9/434
D658,070 S * 4/2012 Lanz D9/434
D674,692 S * 1/2013 Chase D9/434
D695,025 S * 12/2013 Roehm D5/63
D716,611 S * 11/2014 Pople D7/396.4
D750,907 S * 3/2016 Qin D20/23
D777,040 S * 1/2017 Labahn-Childs D9/434
D794,441 S * 8/2017 Boston D9/414
D794,442 S * 8/2017 Boston D9/414
D803,317 S * 11/2017 Sims D20/11

(Continued)

OTHER PUBLICATIONS

Scott Nolan Digital Creative "Laava—Authentication of Things" (online) posted by Scott Nolan on Aug. 2018. Retrieved from Internet on Feb. 28, 2020, URL: <https://scottnolan.com.au/laava> (7 pages).*

Primary Examiner — Wendy L Arminio
(74) *Attorney, Agent, or Firm* — Finnegan, Henderson, Farabow, Garrett & Dunner LLP

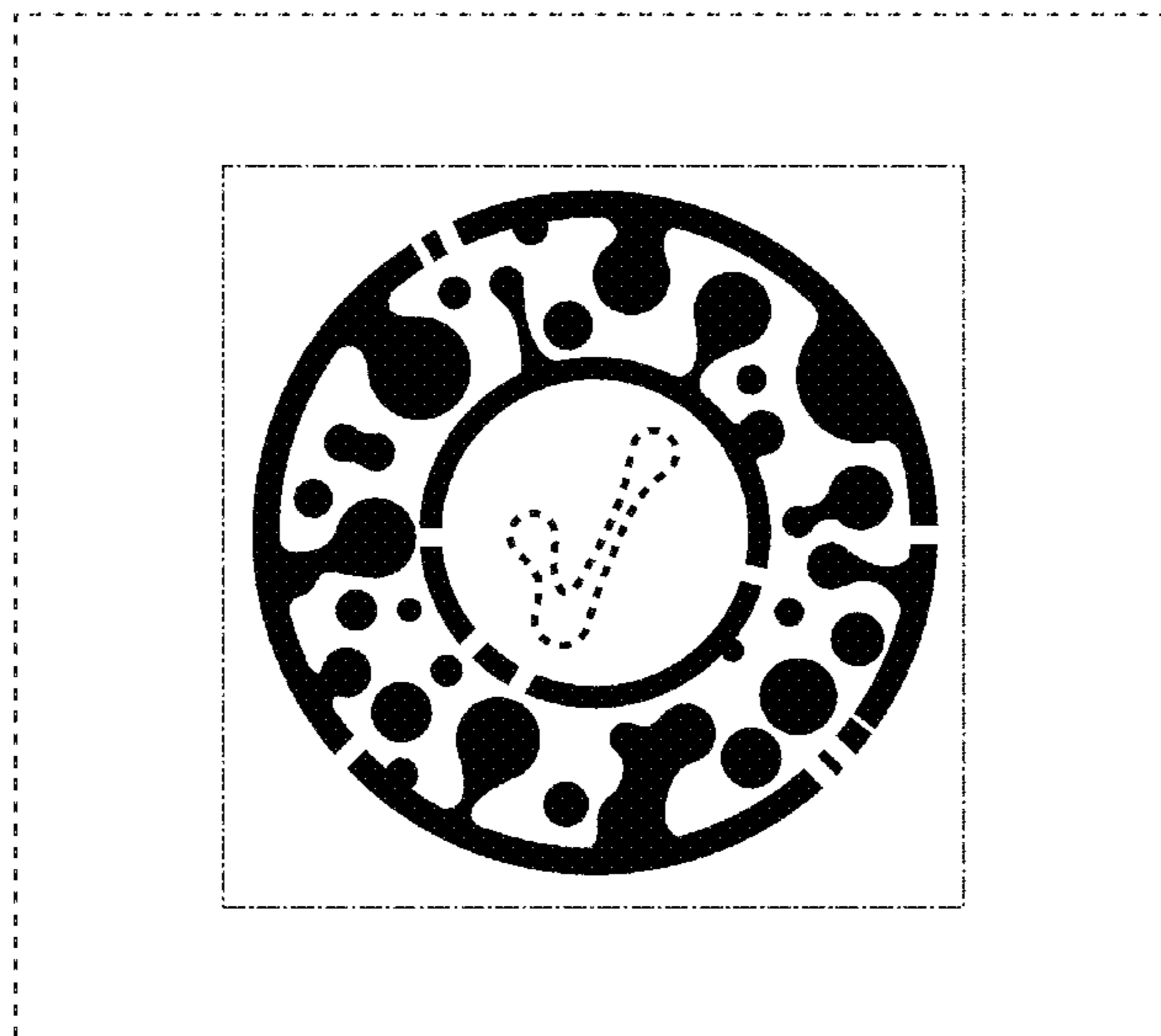
(57) **CLAIM**

The ornamental design for a container, as shown and described.

DESCRIPTION

FIG. 1 is a front elevation view of a container showing the new design;
FIG. 2 is a side elevation view thereof, the opposite side elevation view being a mirror image thereof; and,
FIG. 3 is a top plan view thereof, the bottom plan view being a mirror image thereof.
The interior dot-dash-dot broken lines depict the boundaries of the claim and form no part thereof. The remaining broken lines and areas within them depict portions of the container that form no part of the claimed design.

1 Claim, 3 Drawing Sheets



(56)

References Cited

U.S. PATENT DOCUMENTS

D813,050 S * 3/2018 Blake D9/434
D824,266 S * 7/2018 Noble D9/434
D831,674 S * 10/2018 Bauer D14/485
D840,413 S * 2/2019 Leach D14/485
D855,652 S * 8/2019 McDonald D14/489
D855,653 S * 8/2019 McDonald D14/489
D855,654 S * 8/2019 McDonald D14/489
D856,133 S * 8/2019 McDonald D9/434
D856,134 S * 8/2019 McDonald D9/434
D867,878 S * 11/2019 Pushkar D9/434
D871,210 S * 12/2019 Clifton D9/432
2019/0213462 A1 * 7/2019 McDonald G06Q 10/0833

* cited by examiner

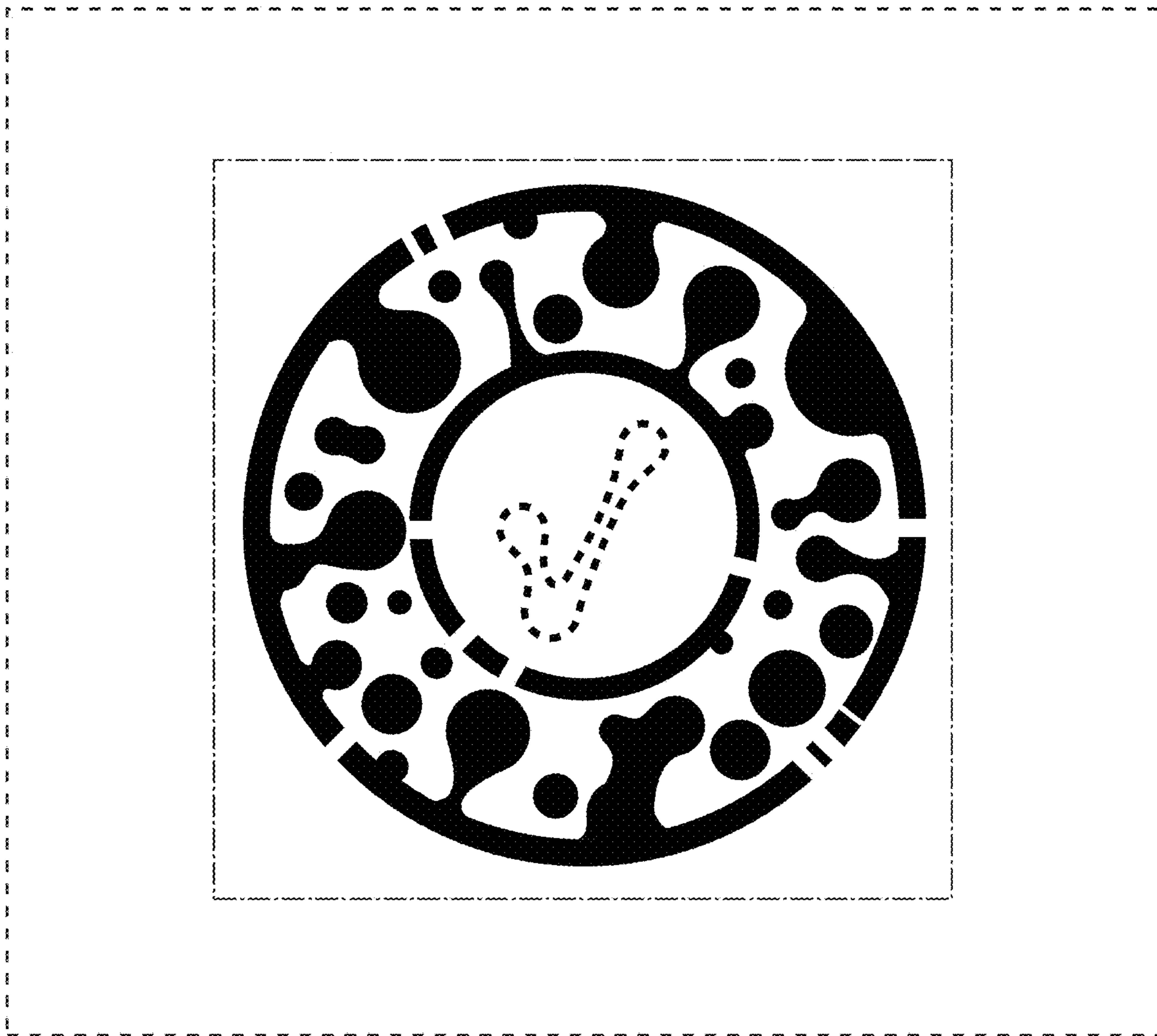


FIG. 1

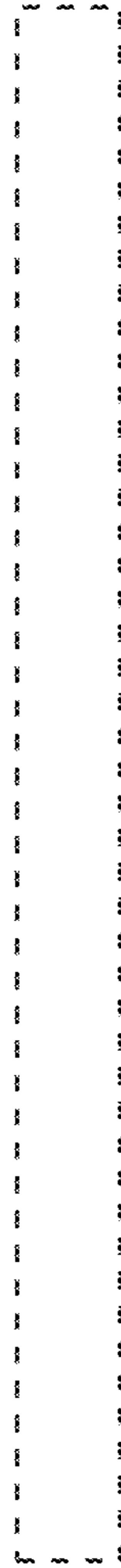


FIG. 2



FIG. 3