



US00D897195S

(12) **United States Design Patent**
Fleck et al.

(10) **Patent No.:** **US D897,195 S**
(45) **Date of Patent:** **** Sep. 29, 2020**

- (54) **RING AND GUSSET COUPLING**
- (71) Applicant: **Victaulic Company**, Easton, PA (US)
- (72) Inventors: **Michael Fleck**, Easton, PA (US); **Scott D. Madara**, Nazareth, PA (US); **Matthew A. Bowman**, Palmer, PA (US)
- (73) Assignee: **Victaulic Company**, Easton, PA (US)
- (**) Term: **15 Years**
- (21) Appl. No.: **29/681,871**

D438,783 S 3/2001 Elliott
 7,290,805 B2 11/2007 Wu
 D570,458 S 6/2008 Gibb
 D577,423 S 9/2008 Dole
 D583,444 S 12/2008 Nagle
 D590,925 S 4/2009 Nagle
 (Continued)

FOREIGN PATENT DOCUMENTS

EM 002352856-0002 * 11/2013
 KR 300698511.0000 * 2/2012
 (Continued)

OTHER PUBLICATIONS

Victaulic, Victaulic 8"/219,1-005H 8/219-1-005H 8" 200mm Firelock Rigid Coupling Style 005H, [online]retrieved May 20, 2020, available from internet, www.amazon.com (Year: 2020).*
 (Continued)

- (22) Filed: **Feb. 28, 2019**
- (51) **LOC (12) Cl.** **08-08**
- (52) **U.S. Cl.**
USPC **D8/394; D23/262**
- (58) **Field of Classification Search**
USPC D8/395, 394, 396, 398, 399, 15-29, 18, D8/51-61, 70, 70.1, 72, 73, 74, 330, 331, D8/333, 335, 349, 350, 352, 354, 355, D8/356, 14, 44, 381-382, 383, 385, 387, D8/388, 397; D32/51, 35, 39, 50; D23/262, 263, 264, 265, 259
CPC F16B 19/1081; B65D 41/56; B25B 5/00; B42F 1/006; B42F 1/08; B42F 9/001; B42F 1/02; B25J 1/00; B25J 1/04; B25J 15/00; Y10T 74/2164; Y10T 24/203; B62M 3/00

See application file for complete search history.

Primary Examiner — Keli L Hill
Assistant Examiner — Sara S Sahneh
 (74) *Attorney, Agent, or Firm* — Ballard Spahr LLP

(57) **CLAIM**

We claim the ornamental design for a ring and gusset coupling, as shown and described.

DESCRIPTION

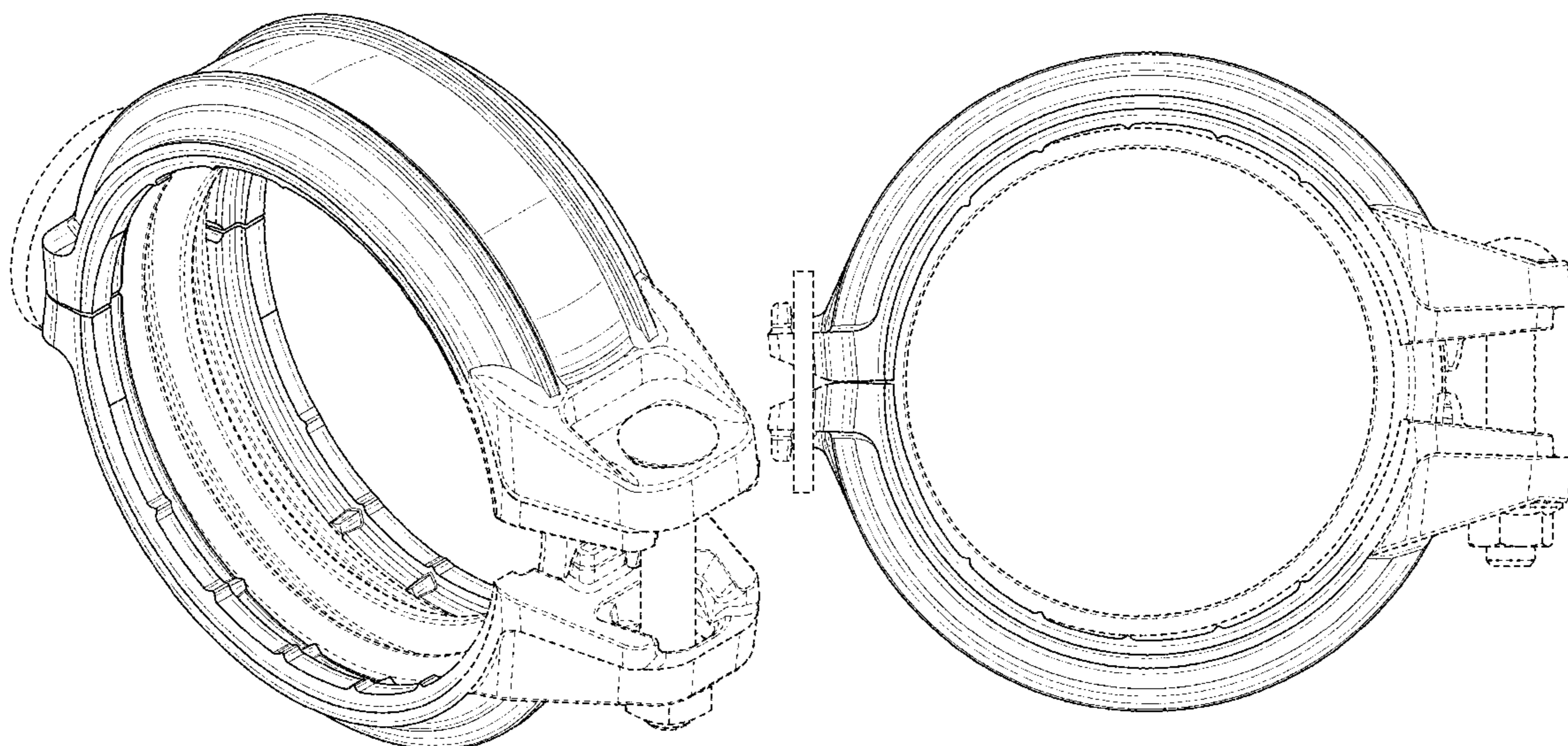
FIG. 1 is an isometric view of our design for a ring and gusset coupling;
 FIG. 2 is a left side view thereof, the right side view being a mirror image thereof;
 FIG. 3 is a front view thereof;
 FIG. 4 is a rear view thereof;
 FIG. 5 is a top view thereof; and,
 FIG. 6 is a bottom view thereof.
 The broken lines depict portions of the ring and gusset coupling that form no part of the claimed design.

1 Claim, 6 Drawing Sheets

(56) **References Cited**

U.S. PATENT DOCUMENTS

2,377,510 A 6/1945 Newell
 D142,057 S 8/1945 Baxter
 D189,229 S 11/1960 Bowne
 D207,246 S * 3/1967 Shanes D8/356
 3,544,138 A 12/1970 Von Eiff
 D283,486 S 4/1986 Fogel
 4,611,839 A 9/1986 Rung
 4,966,395 A 10/1990 Hendrickson



(56)

References Cited

U.S. PATENT DOCUMENTS

D597,635 S 8/2009 Dole
 D598,076 S 8/2009 Dole
 D600,326 S 9/2009 Gibb
 D616,533 S 5/2010 Bowman
 D618,312 S 6/2010 Madara
 D625,784 S 10/2010 Bowman
 D625,786 S 10/2010 Bowman
 D625,788 S 10/2010 Madara
 D626,200 S 10/2010 Bowman
 D629,078 S 12/2010 Dole
 D629,080 S 12/2010 Dole
 D629,082 S * 12/2010 Dole D23/262
 D634,817 S * 3/2011 Madara D23/262
 D665,057 S * 8/2012 Madara D23/262
 D674,061 S * 1/2013 Cuvo D23/262
 D674,064 S * 1/2013 Dole D23/262
 D680,629 S * 4/2013 Beagen, Jr. D23/262
 D680,630 S 4/2013 Beagen, Jr.
 8,550,502 B2 10/2013 Vandal
 D700,836 S 3/2014 Langlois
 D711,730 S 8/2014 McKiernan
 9,039,046 B2 5/2015 Beagen, Jr.
 D735,025 S 7/2015 Mathien
 D794,440 S 8/2017 Papafagos
 D813,025 S * 3/2018 Yesavage D8/395
 D823,443 S 7/2018 Bancroft
 D828,748 S * 9/2018 Bancroft D8/396

D856,123 S * 8/2019 Bancroft D8/395
 D861,473 S * 10/2019 Yesavage D8/396
 D863,052 S * 10/2019 Bancroft D8/394
 D877,604 S * 3/2020 Sillitoe D8/394
 2007/0138351 A1 6/2007 Wu
 2012/0256415 A1 10/2012 Dole
 2013/0249212 A1 9/2013 McKiernan
 2014/0327238 A1 11/2014 Bowman
 2017/0328500 A1 11/2017 Bowman
 2018/0163905 A1 6/2018 Ohnemus et al.

FOREIGN PATENT DOCUMENTS

KR 300712045.0001 * 3/2012
 KR 301057710.0000 * 8/2019
 SG 2012228A-0001 * 3/2012
 SG 2012234A-0001 * 3/2012
 SG 2012236D-0001 * 3/2012

OTHER PUBLICATIONS

Victaulic, Victaulic L020107PEN 2" Grooved Model 107-N Coupling, Date first available Oct. 24, 2017, [online]retrieved May 20, 2020, available from internet, www.amazon.com (Year: 2017).*
 Gruvlok, Rigidlok(R) Coupling, 3", Iron, 750 psi, [online]retrieved May 20, 2020, available from internet, www.amazon.com (Year: 2020).*

* cited by examiner

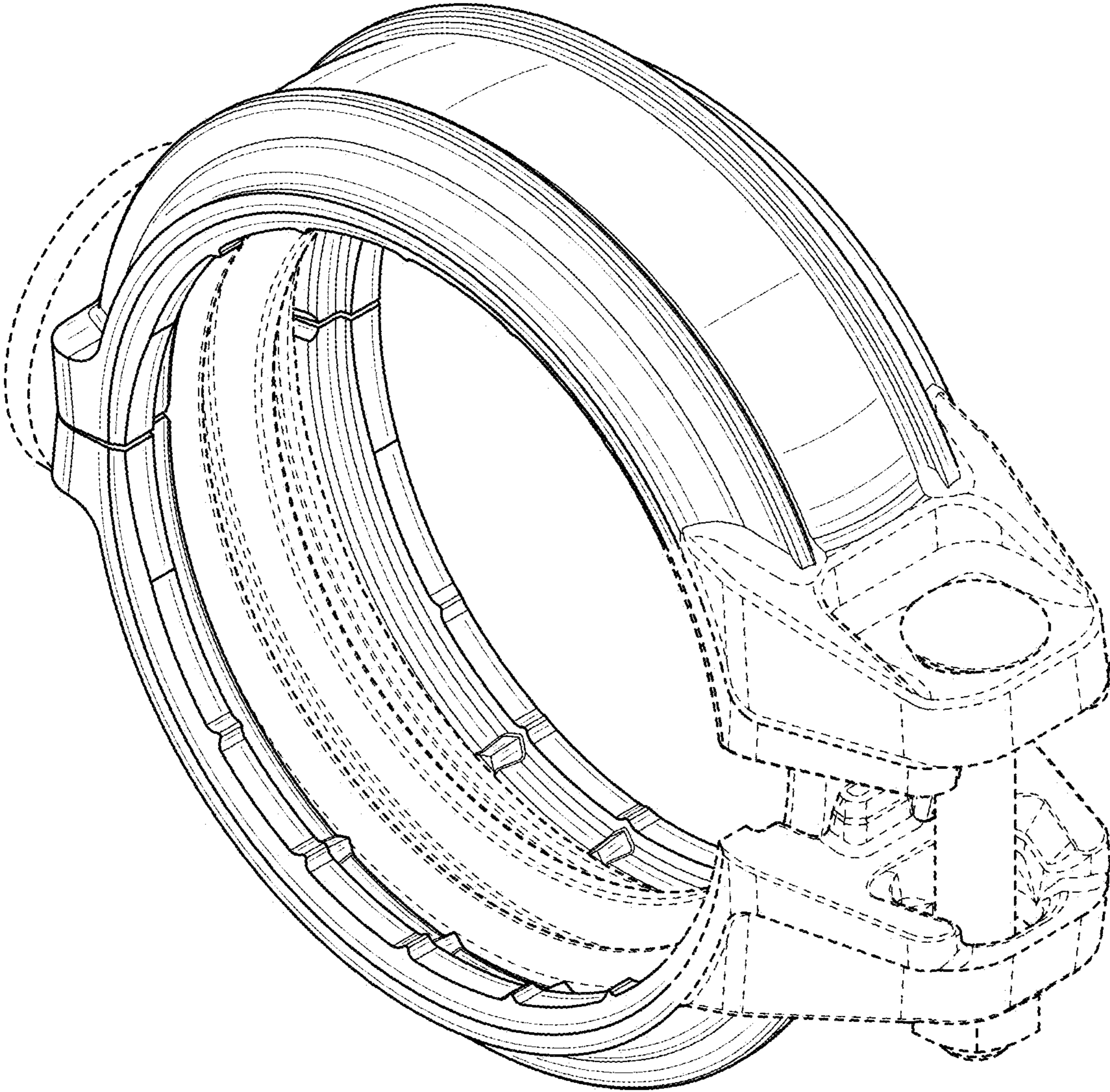


FIG. 1

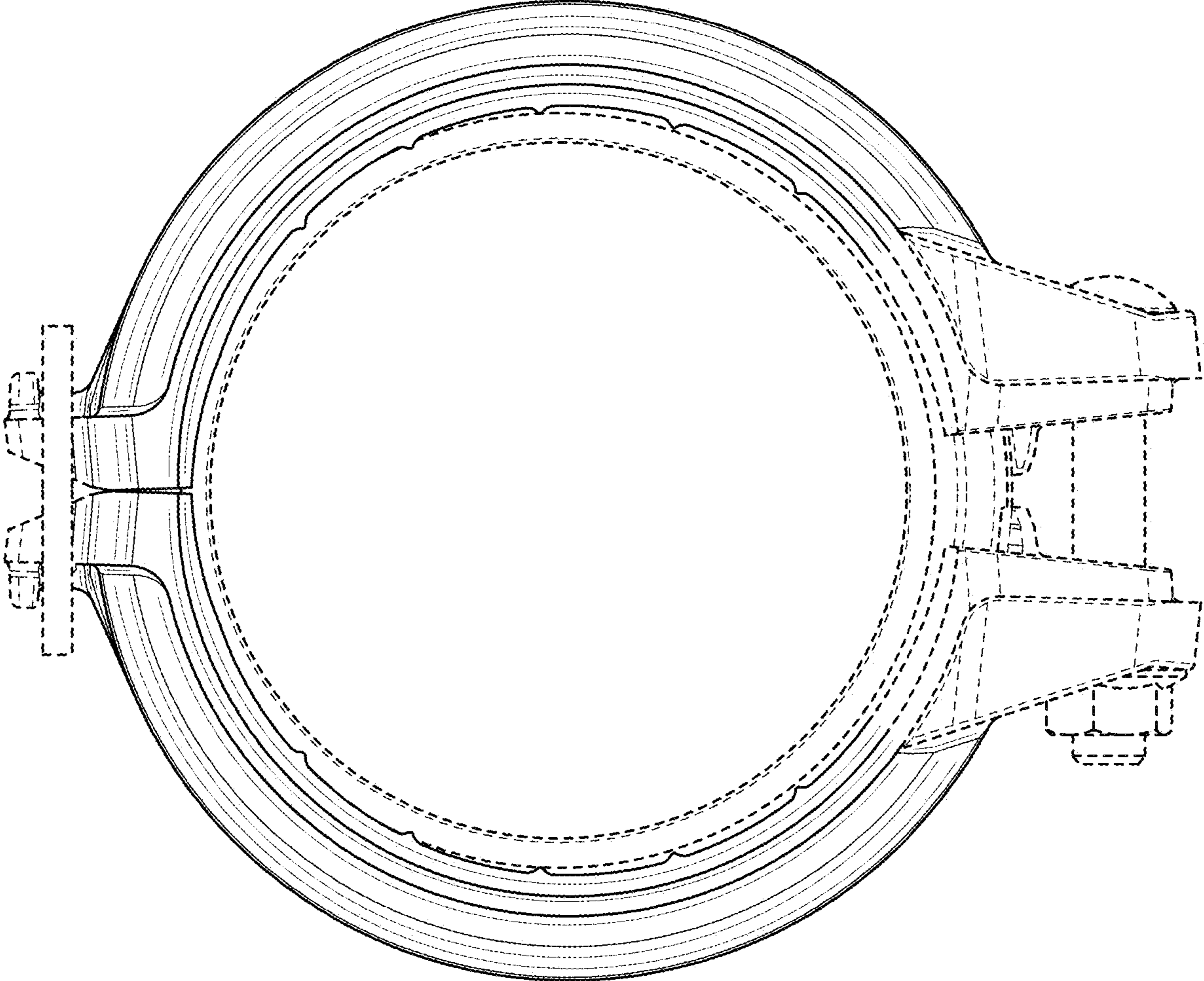


FIG. 2

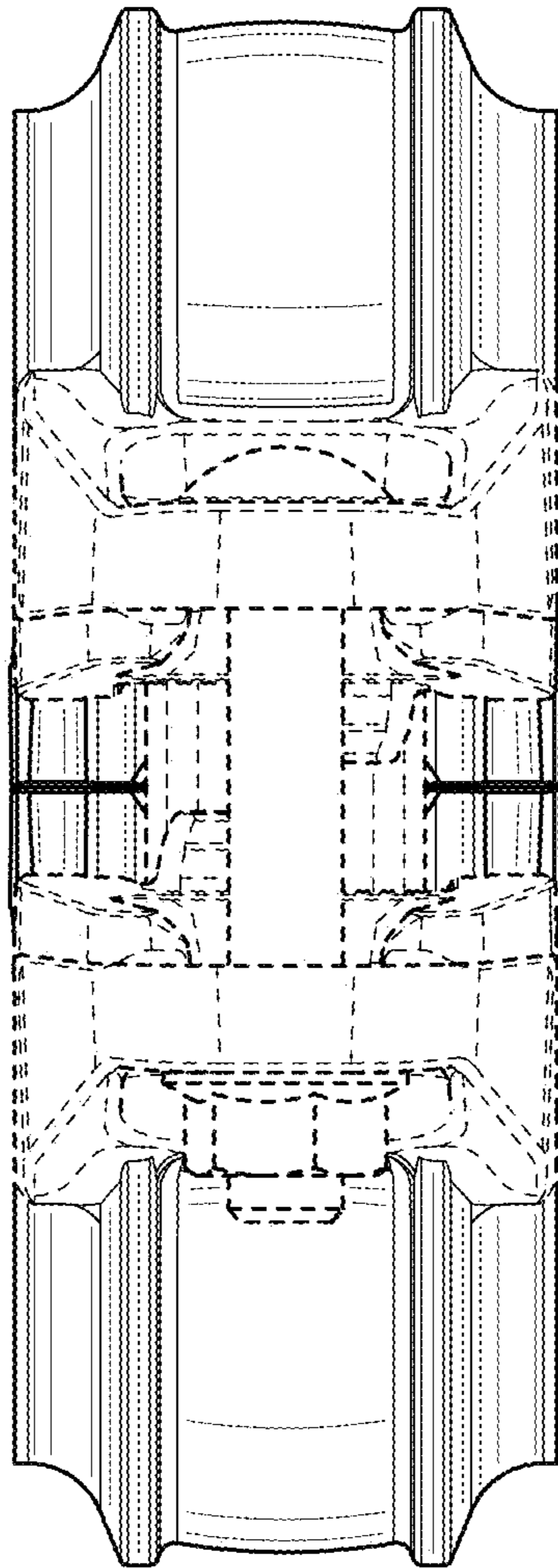


FIG. 3

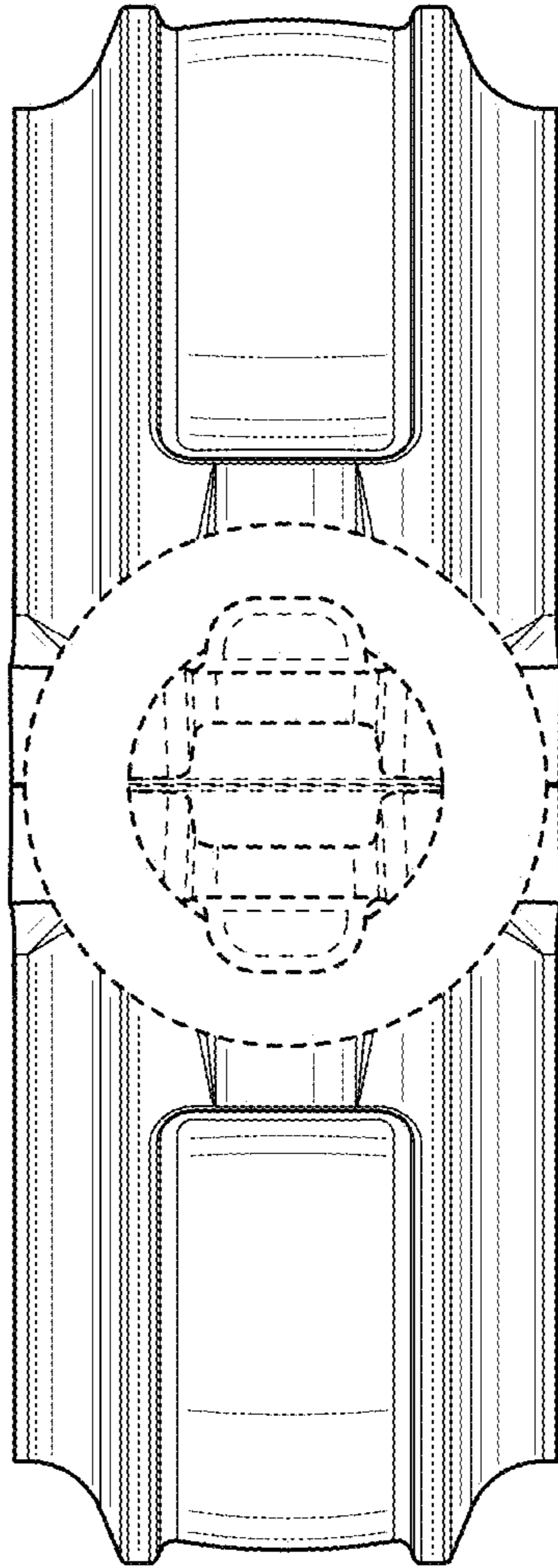


FIG. 4




FIG. 5

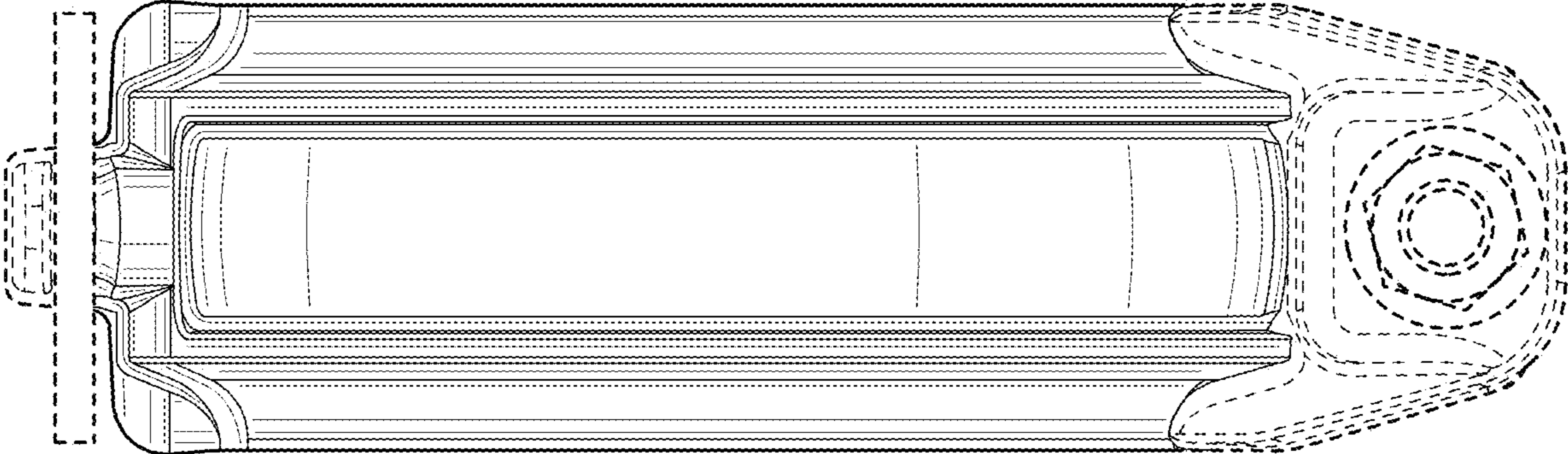


FIG. 6