



US00D897189S

(12) **United States Design Patent** (10) **Patent No.:** **US D897,189 S**
Landon (45) **Date of Patent:** **** Sep. 29, 2020**

(54) **BASEPLATE FOR RACKING AND SHELVING SYSTEMS**

(71) Applicant: **DEXION (NEW ZEALAND) LIMITED**, Auckland (NZ)

(72) Inventor: **Craig William Landon**, Auckland (NZ)

(73) Assignee: **DEXION (NEW ZEALAND) LIMITED**, Auckland (NZ)

(**) Term: **15 Years**

(21) Appl. No.: **29/675,640**

(22) Filed: **Jan. 4, 2019**

(30) **Foreign Application Priority Data**

Jul. 31, 2018 (NZ) 424781

(51) **LOC (12) Cl.** **08-05**

(52) **U.S. Cl.**
USPC **D8/354**

(58) **Field of Classification Search**
USPC D8/349, 354, 382, 402, 404, 499
CPC E04F 13/0832; E04F 13/0885; E04F 13/0835; E04F 13/0841; E04F 13/0803; E04F 13/0805; E04F 13/24; E04F 2201/02; E04F 2201/044; E04F 13/26; E04F 13/25; E04F 13/28; E04F 13/0816; E04F 13/22; E04F 2201/05; E04F 2201/0523; E04F 2201/0107; E04F 2201/0161
See application file for complete search history.

(56) **References Cited**

U.S. PATENT DOCUMENTS

D511,086 S * 11/2005 Craine D8/354
D563,771 S * 3/2008 Prechtel D8/354
D579,321 S * 10/2008 Townley D8/354
D611,887 S * 3/2010 Peschmann D12/223

D654,350 S * 2/2012 Preda D8/354
D682,069 S * 5/2013 Lehane D8/349
8,910,367 B2 * 12/2014 Adams, Jr. F16B 7/04
29/525.02
D744,319 S * 12/2015 White D8/354
D794,423 S * 8/2017 Moon D8/349
D819,427 S * 6/2018 Mercaldi D8/354
D819,428 S * 6/2018 Ng D8/354
D821,851 S * 7/2018 Stahl D8/354
D822,453 S * 7/2018 Kanter D8/354
D842,684 S * 3/2019 House D8/354
D858,255 S * 9/2019 Fox D8/354
D869,936 S * 12/2019 Smith D8/349
D872,883 S * 1/2020 Bilge D25/119
D877,598 S * 3/2020 Macdonald D8/349
D883,770 S * 5/2020 Zimmerman D8/349
D884,302 S * 5/2020 Azzaro D34/10
D885,868 S * 6/2020 Hilmerson D8/354
D887,251 S * 6/2020 Fox D8/354

* cited by examiner

Primary Examiner — Mark A Goodwin

Assistant Examiner — Benjamin M Weeks

(74) *Attorney, Agent, or Firm* — Nixon & Vanderhye

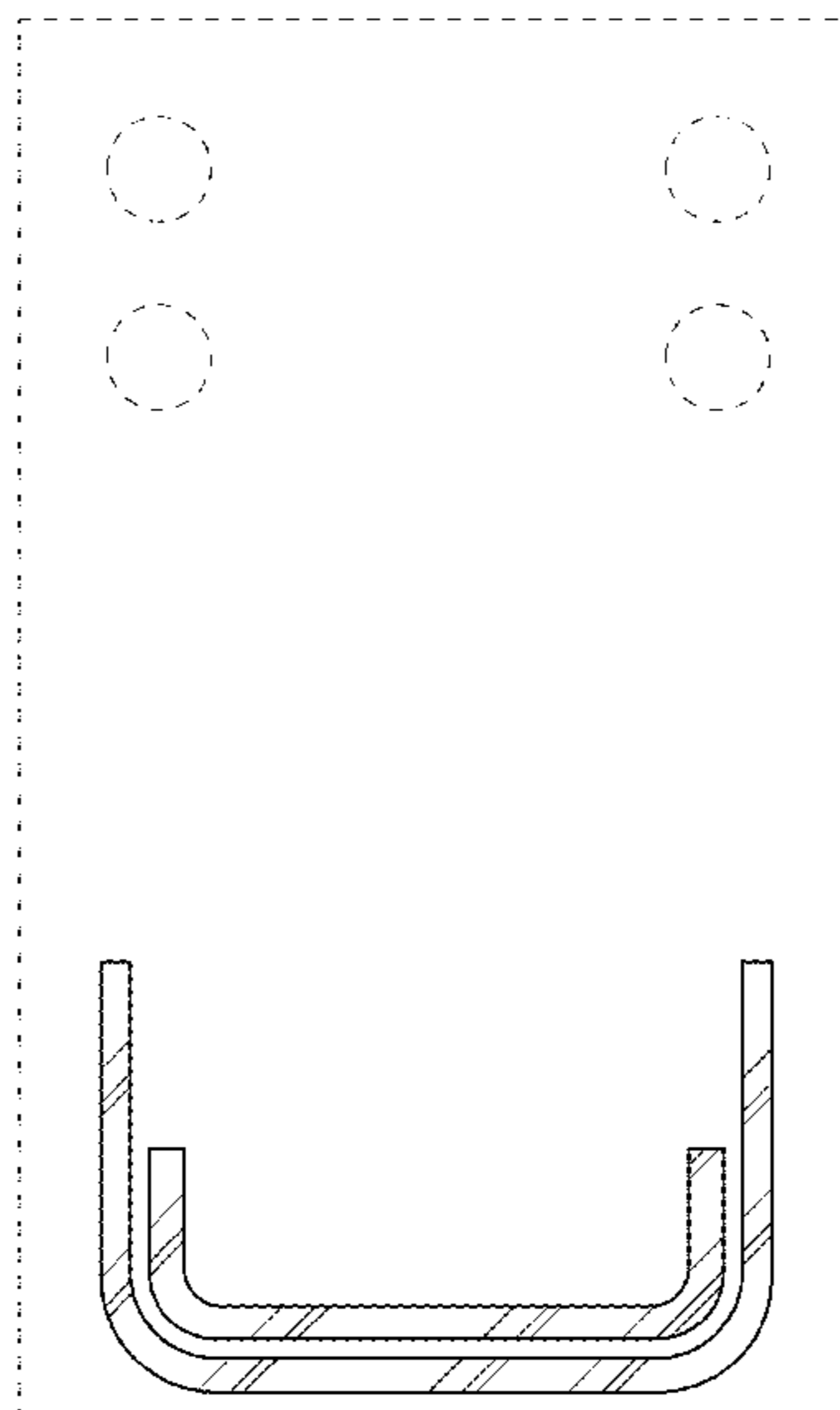
(57) **CLAIM**

The ornamental design for a baseplate for racking and shelving systems, as shown and described.

DESCRIPTION

FIG. 1 is a top plan view of a baseplate for racking and shelving systems showing the new design;
FIG. 2 is a front elevation view thereof;
FIG. 3 is a left side elevation view thereof;
FIG. 4 is a right side elevation view thereof;
FIG. 5 is a rear elevation view thereof;
FIG. 6 is a bottom plan view thereof; and,
FIG. 7 is a perspective view thereof.
The broken lines shown in the drawings illustrate portions of the baseplate for racking and shelving systems that from no part of the claimed design.

1 Claim, 7 Drawing Sheets



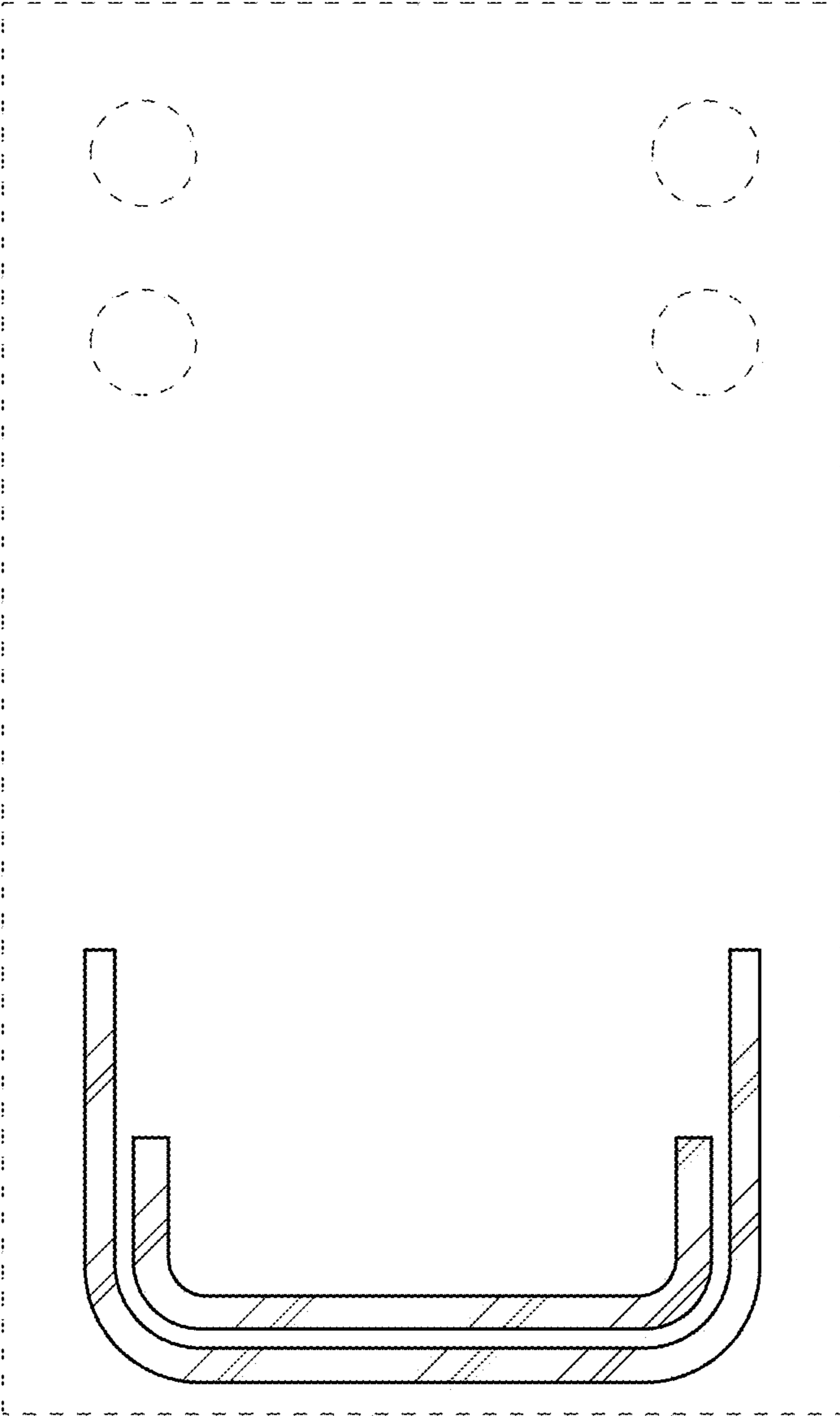


FIG.1

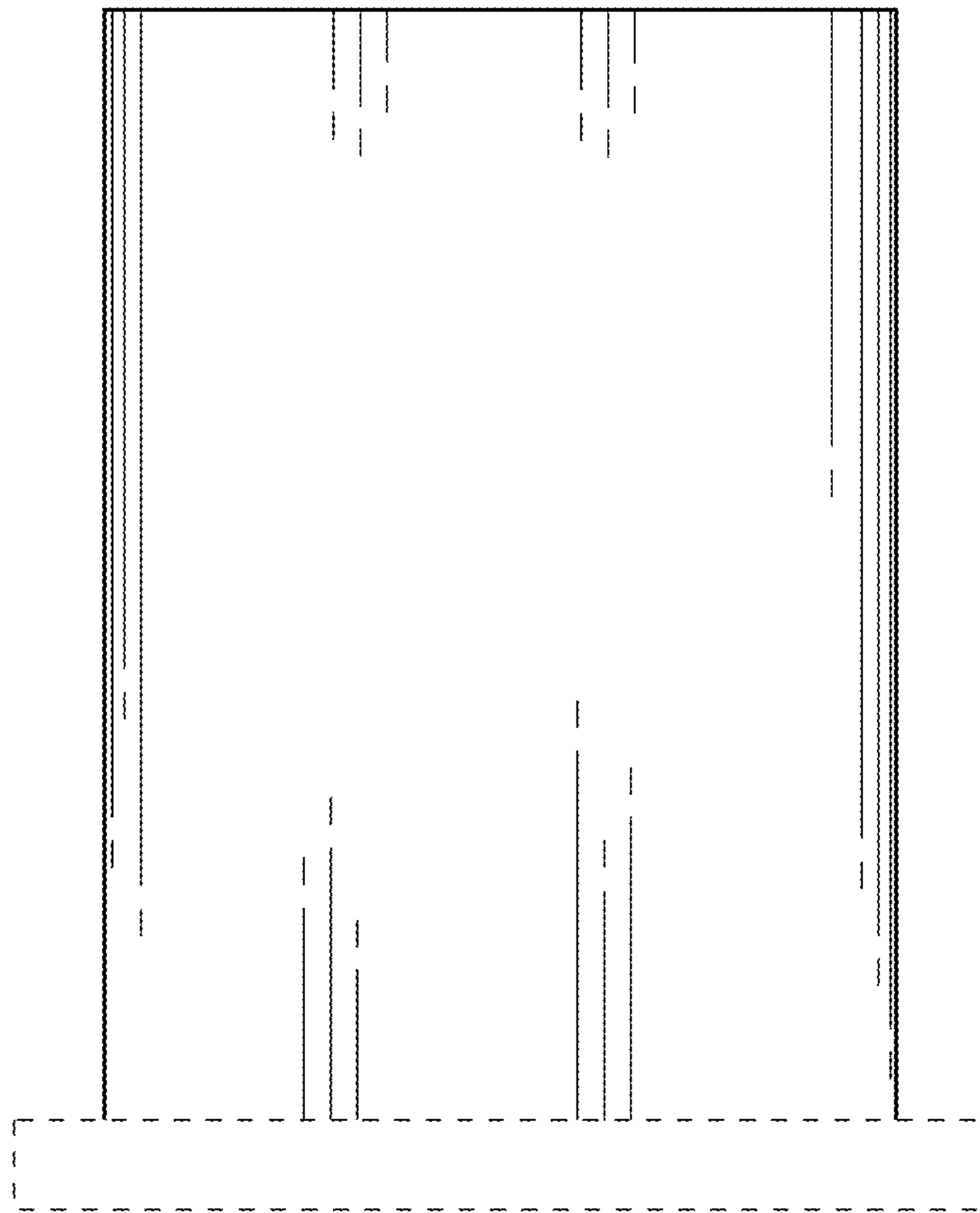


FIG. 2

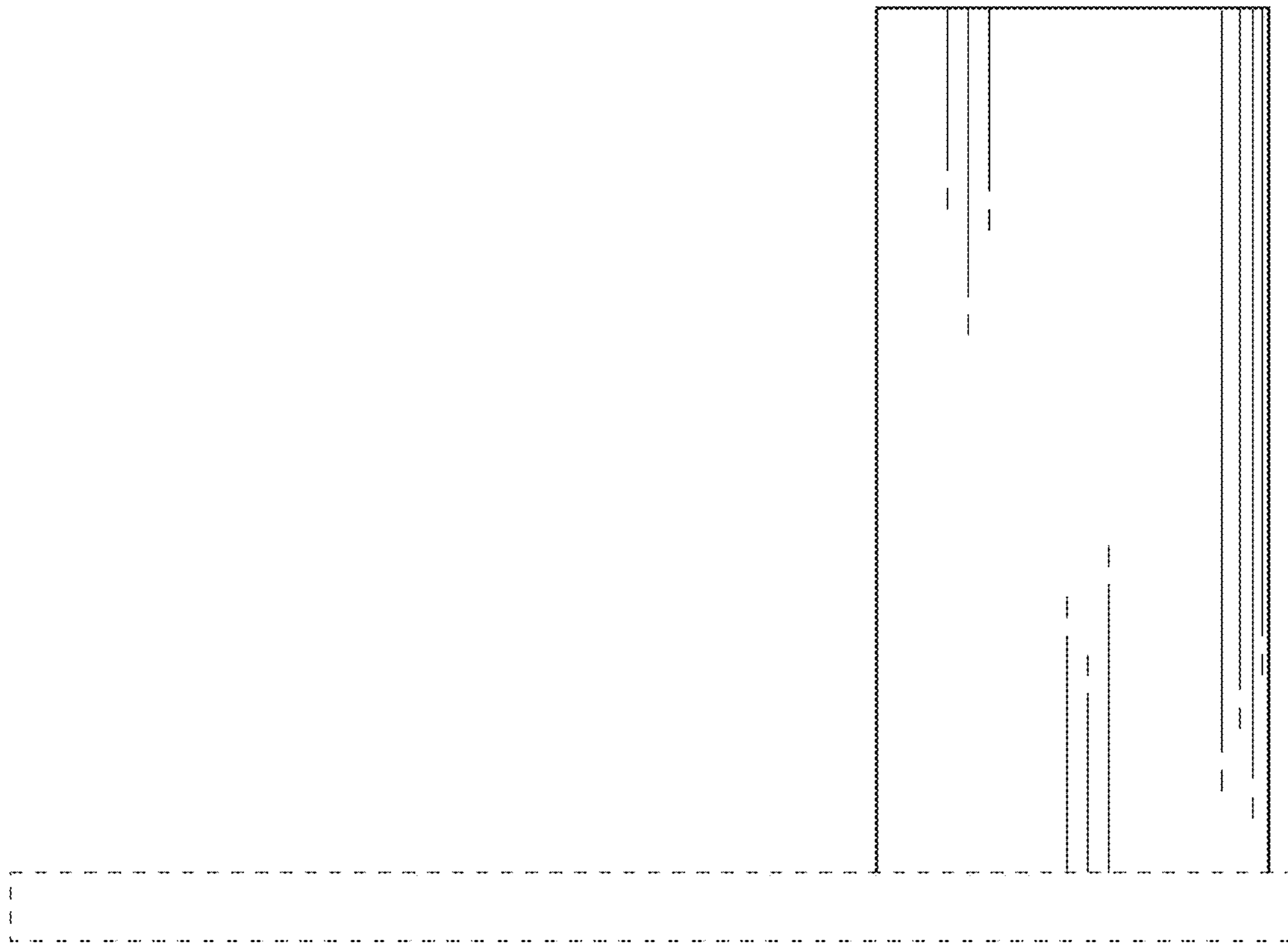


FIG. 3

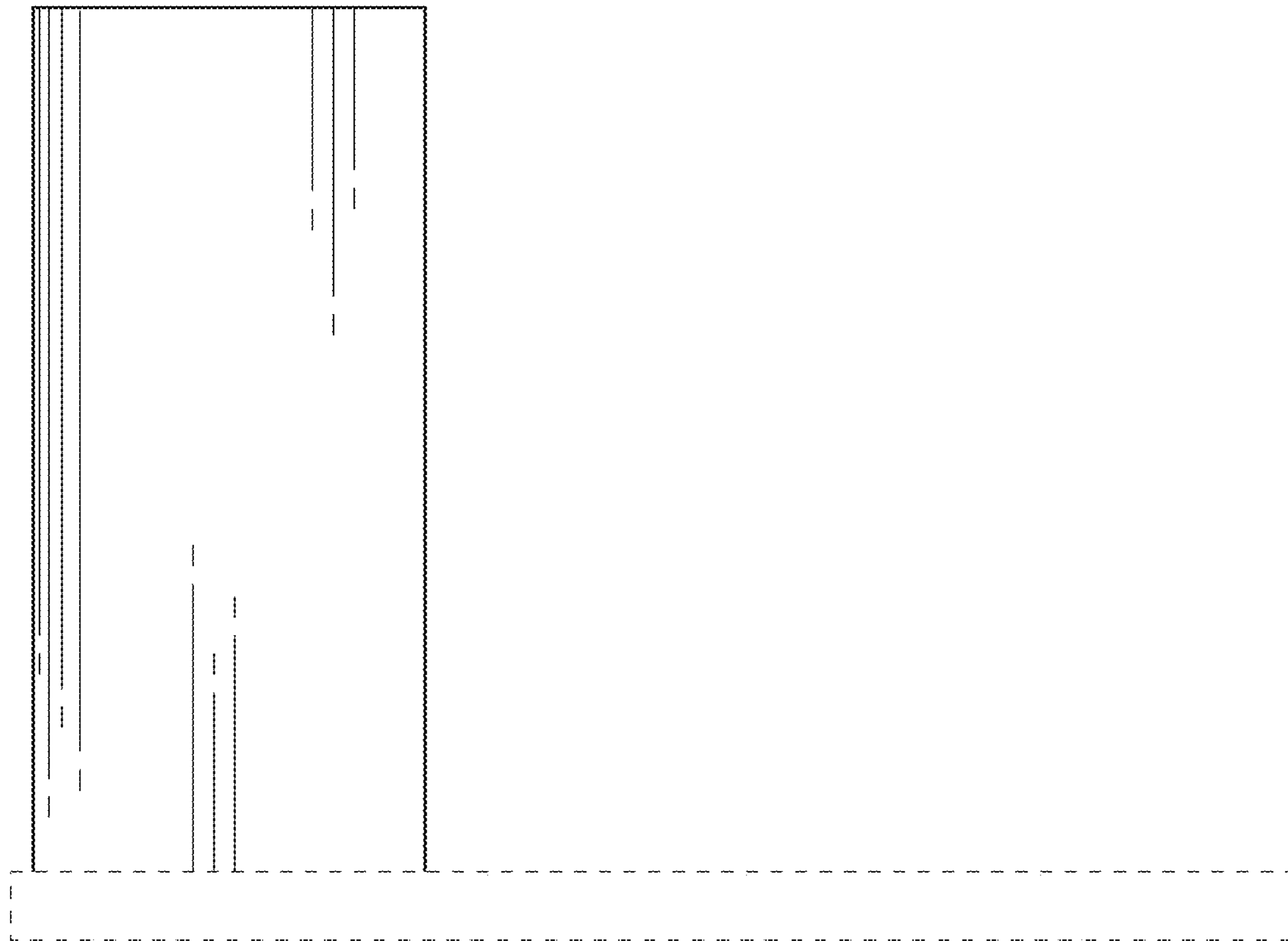


FIG. 4

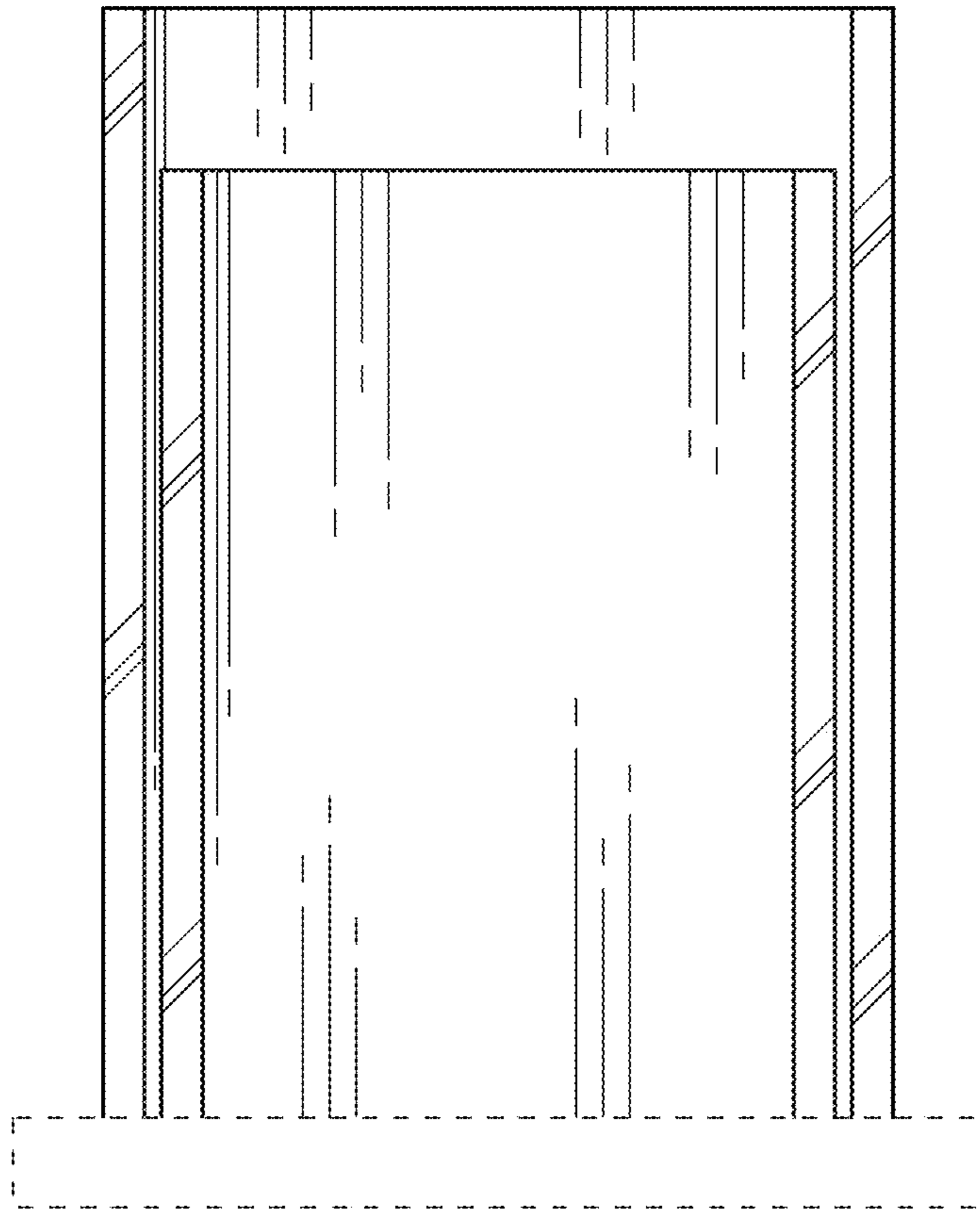


FIG. 5




FIG. 6

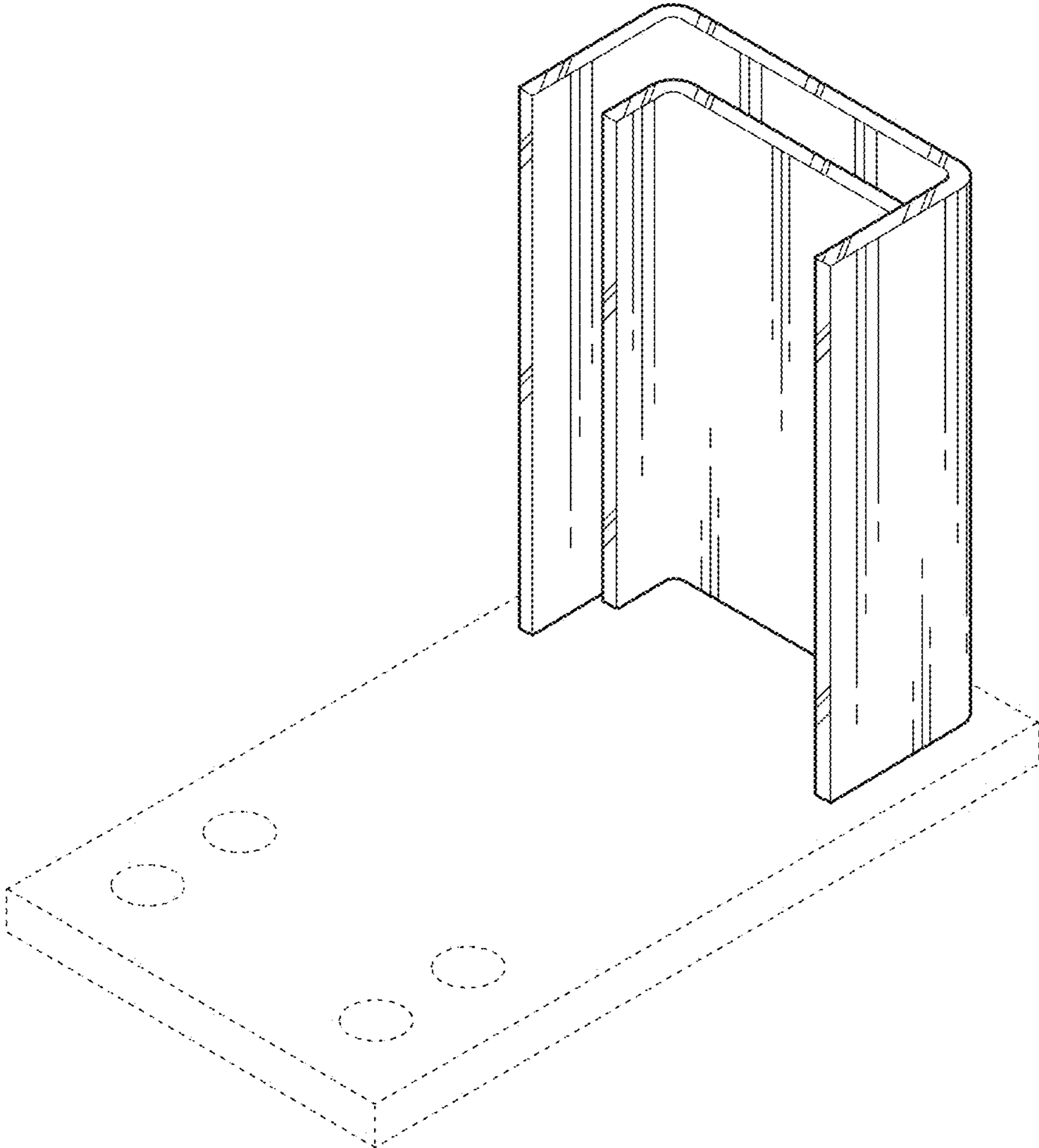


FIG. 7