

US00D897170S

(12) **United States Design Patent** (10) **Patent No.:** **US D897,170 S**  
**Spinks et al.** (45) **Date of Patent:** **\*\* Sep. 29, 2020**

(54) **SNOW CLEARING APPARATUS**  
(71) Applicants: **Henry J. Spinks**, Rahway, NJ (US);  
**Linda T. Spinks**, Rahway, NJ (US)  
(72) Inventors: **Henry J. Spinks**, Rahway, NJ (US);  
**Linda T. Spinks**, Rahway, NJ (US)  
(\*\*) Term: **15 Years**  
(21) Appl. No.: **29/706,786**  
(22) Filed: **Sep. 24, 2019**  
(51) **LOC (12) Cl.** ..... **08-01**  
(52) **U.S. Cl.**  
USPC ..... **D8/10**  
(58) **Field of Classification Search**  
USPC ..... D8/1, 10, 13, 107  
CPC .... A01B 1/04; A01B 1/02; A01B 1/12; A01B  
1/18; A01B 1/026; E01H 5/02  
See application file for complete search history.

D480,115 S \* 9/2003 Boni ..... E01H 5/02  
D20/42  
D643,699 S \* 8/2011 Davis ..... D8/10  
2019/0390422 A1\* 12/2019 Tavolino ..... E01H 5/02

**FOREIGN PATENT DOCUMENTS**

WO WO-2007033209 A2 \* 3/2007 ..... E01H 5/02  
\* cited by examiner

*Primary Examiner* — Sheryl Lane  
*Assistant Examiner* — Calvin E Vansant  
(74) *Attorney, Agent, or Firm* — Sanchelima &  
Associates, P.A.; Christian Sanchelima; Jesus Sanchelima

(57) **CLAIM**

The ornamental design for a snow clearing apparatus, as shown and described.

(56) **References Cited**

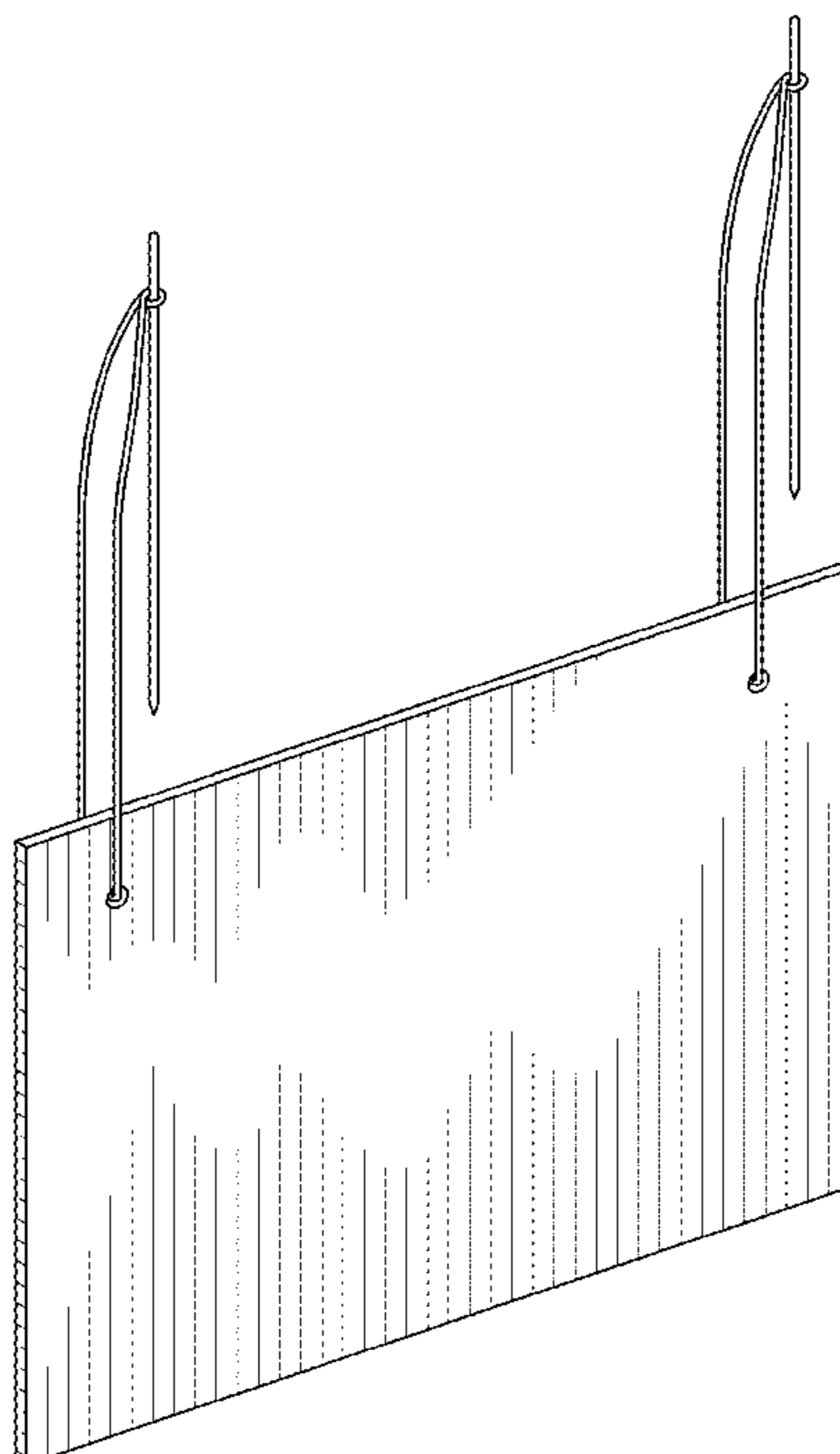
**U.S. PATENT DOCUMENTS**

1,706,606 A \* 3/1929 Harkness ..... A47F 5/0892  
248/300  
D200,244 S \* 2/1965 Yates ..... D8/10  
3,380,772 A \* 4/1968 Lissakers ..... E01H 5/02  
37/265  
3,440,741 A \* 4/1969 Yates ..... E01H 5/02  
37/270  
4,991,324 A \* 2/1991 Fine ..... E01H 5/02  
294/54.5  
5,937,555 A \* 8/1999 Query ..... G09F 7/00  
40/610  
6,170,183 B1\* 1/2001 Keefe ..... G09F 15/0006  
248/156

**DESCRIPTION**

FIG. 1 is an isometric view of a snow clearing apparatus showing my new design;  
FIG. 2 is a front elevational view thereof;  
FIG. 3 is a rear elevational view thereof;  
FIG. 4 is a right elevational view thereof;  
FIG. 5 is a left side elevational view thereof;  
FIG. 6 is a top planar view thereof;  
FIG. 7 is a bottom planar view thereof; and,  
FIG. 8 is an operational view thereof showing my design.  
The dashed broken lines represent environment and form no part of the claimed design.

**1 Claim, 6 Drawing Sheets**



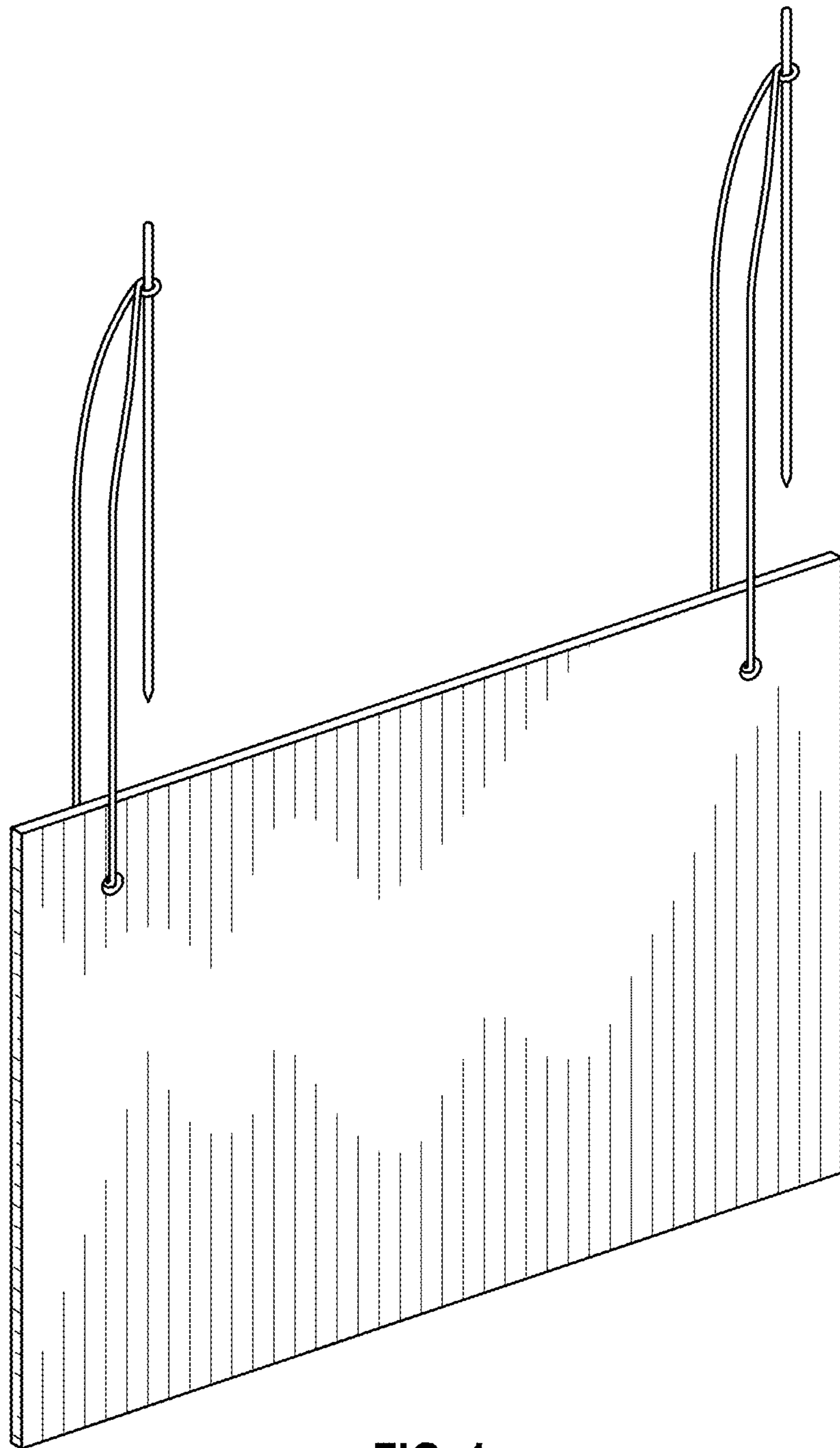


FIG. 1

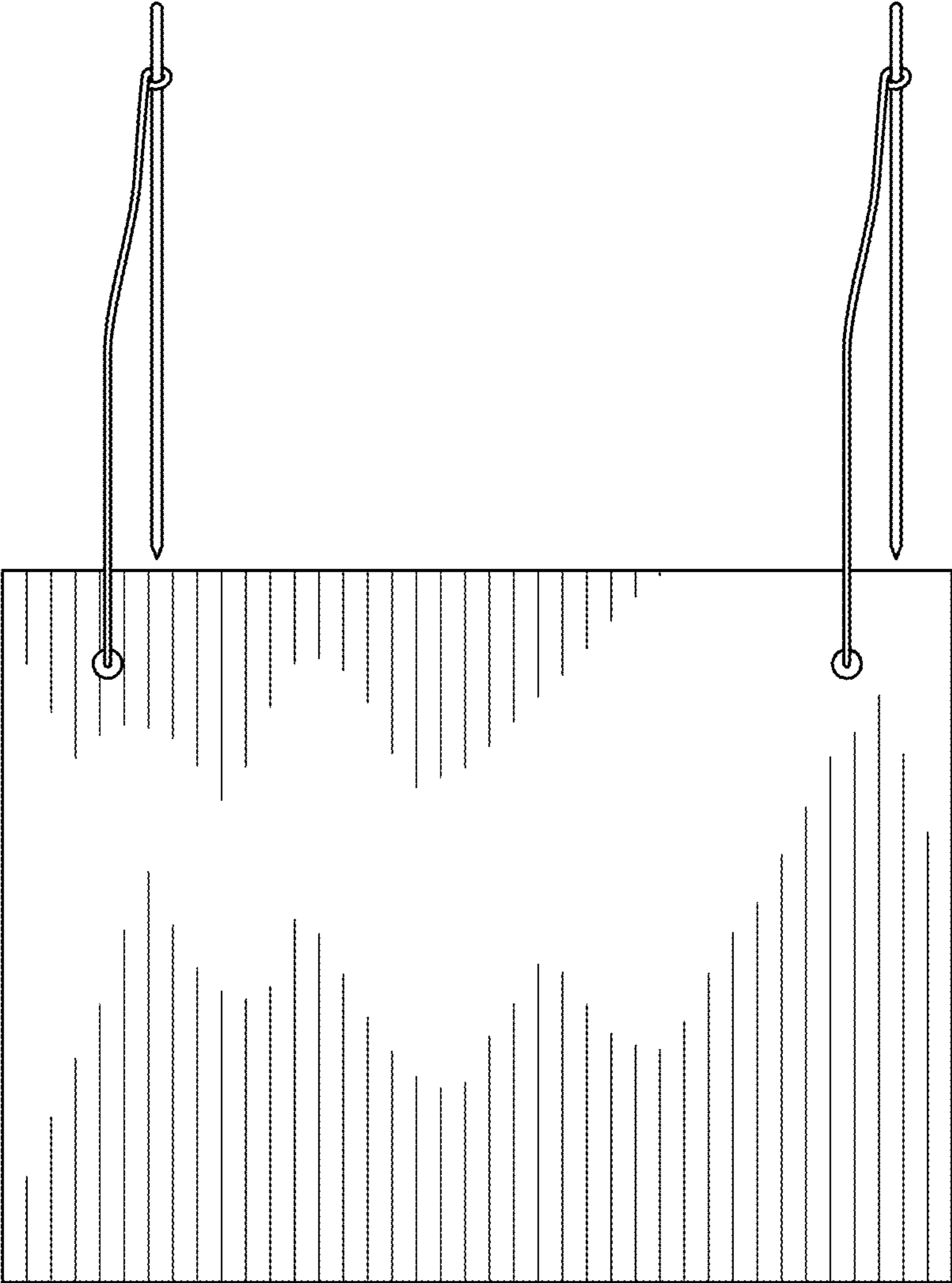


FIG. 2

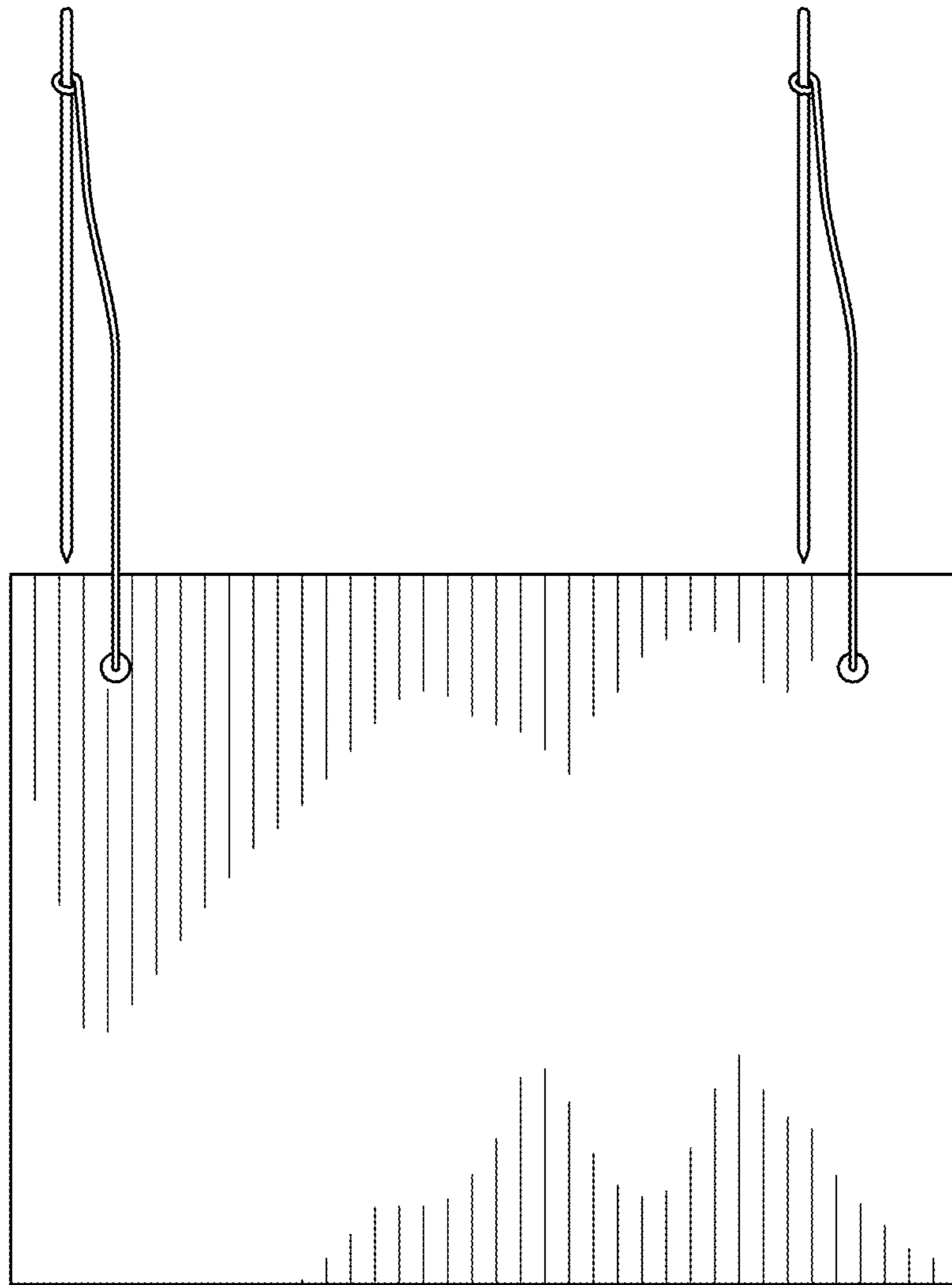


FIG. 3

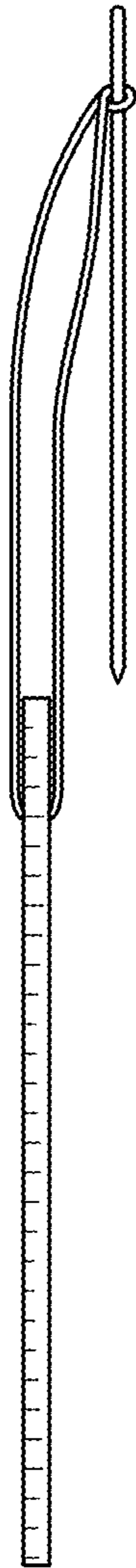


FIG. 4



FIG. 5

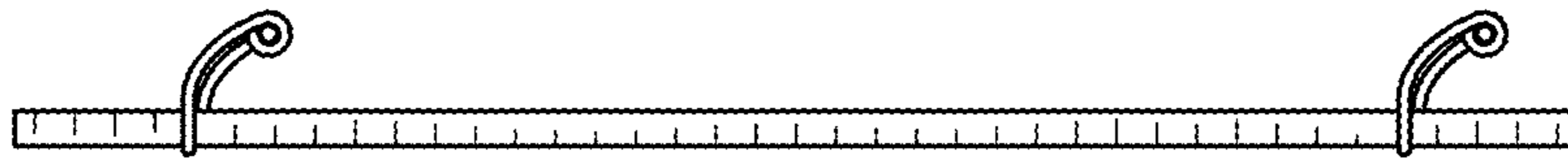


FIG. 6

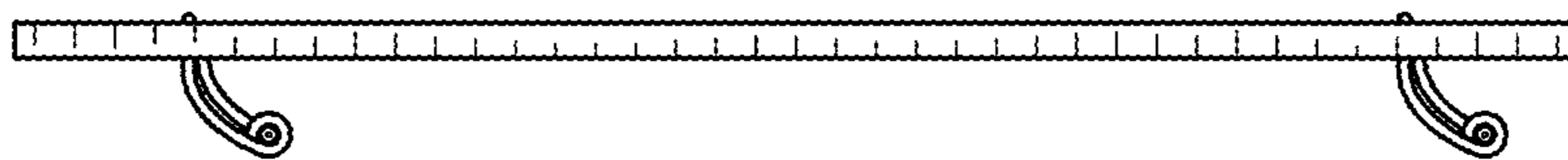


FIG. 7

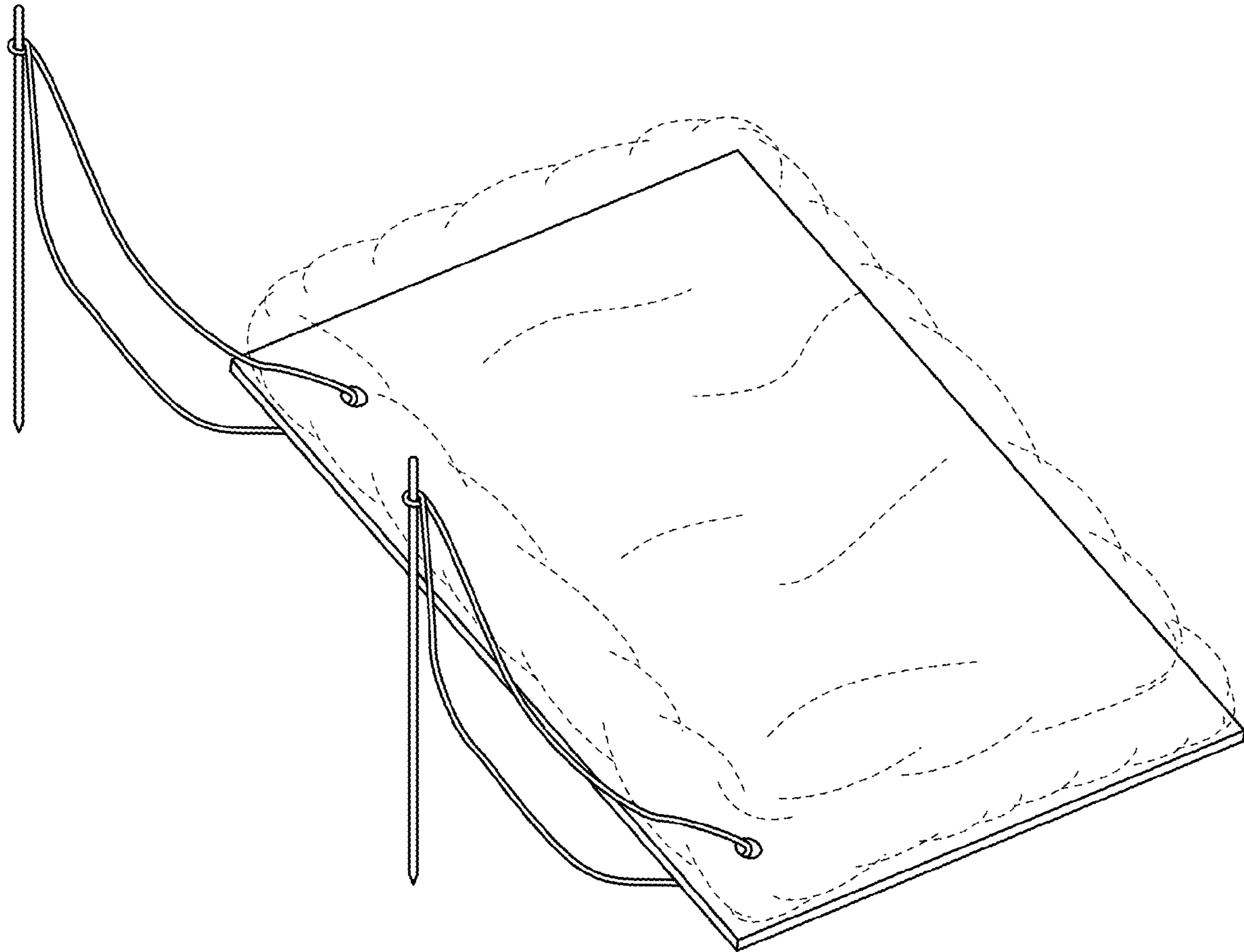


FIG. 8