

US00D897121S

(12) **United States Design Patent**  
**Sasaki**

(10) **Patent No.:** **US D897,121 S**

(45) **Date of Patent:** **\*\* Sep. 29, 2020**

(54) **SEAT FOR RIDING MOWER**  
(71) Applicant: **Kubota Corporation**, Osaka, Osaka (JP)  
(72) Inventor: **Wataru Sasaki**, Sakai (JP)  
(73) Assignee: **KUBOTA CORPORATION**, Osaka (JP)  
(\*\*) Term: **15 Years**

(21) Appl. No.: **29/655,177**

(22) Filed: **Jun. 29, 2018**

(51) **LOC (12) Cl.** ..... **06-01**

(52) **U.S. Cl.**  
USPC ..... **D6/334**

(58) **Field of Classification Search**  
USPC ..... D6/334, 335, 349, 353, 354, 356, 360, D6/361, 362, 364, 365, 366, 371, 374, D6/375, 377, 379, 380, 381  
CPC .... A47C 4/02; A47C 4/04; A47C 4/52; A47C 11/00; A47C 15/002; A47C 1/00; A47C 1/03; A47C 7/002

See application file for complete search history.

(56) **References Cited**

**U.S. PATENT DOCUMENTS**

D279,155 S \* 6/1985 Aronowitz ..... D6/716  
D299,987 S \* 2/1989 Jenkins ..... D6/366  
D302,769 S \* 8/1989 Jenkins ..... D6/366  
6,244,025 B1 \* 6/2001 Ferris ..... A01D 34/64  
56/15.8  
D455,017 S \* 4/2002 Tran ..... D6/336  
6,510,678 B2 \* 1/2003 Ferris ..... A01D 34/64  
56/15.8  
6,698,172 B2 \* 3/2004 Ferris ..... A01D 34/64  
56/15.8  
D491,398 S \* 6/2004 True ..... D6/366  
D494,390 S \* 8/2004 True ..... B60N 2/38  
D6/366

6,857,254 B2 \* 2/2005 Melone ..... A01D 34/64  
56/15.8  
D532,225 S \* 11/2006 Egger ..... B60K 28/04  
D6/716  
D532,633 S \* 11/2006 Smith ..... D6/716  
D566,436 S \* 4/2008 Egger ..... B60N 2/0732  
D6/366  
D569,116 S \* 5/2008 Tsai ..... A01D 34/64  
D6/366  
7,882,914 B2 \* 2/2011 Scheele ..... A01D 34/82  
180/89.14  
D681,685 S \* 5/2013 Higashikawa ..... D15/15  
(Continued)

**OTHER PUBLICATIONS**

Craftsman Lawn Tractor Seat, Sep. 1, 2019, found on Mar. 15, 2020 at <http://issacdurrett.co/craftsman-lawn-tractor-seat/> (Year: 2019).\*

*Primary Examiner* — Karen S Acker

(74) *Attorney, Agent, or Firm* — Masuvalley & Partners

(57) **CLAIM**

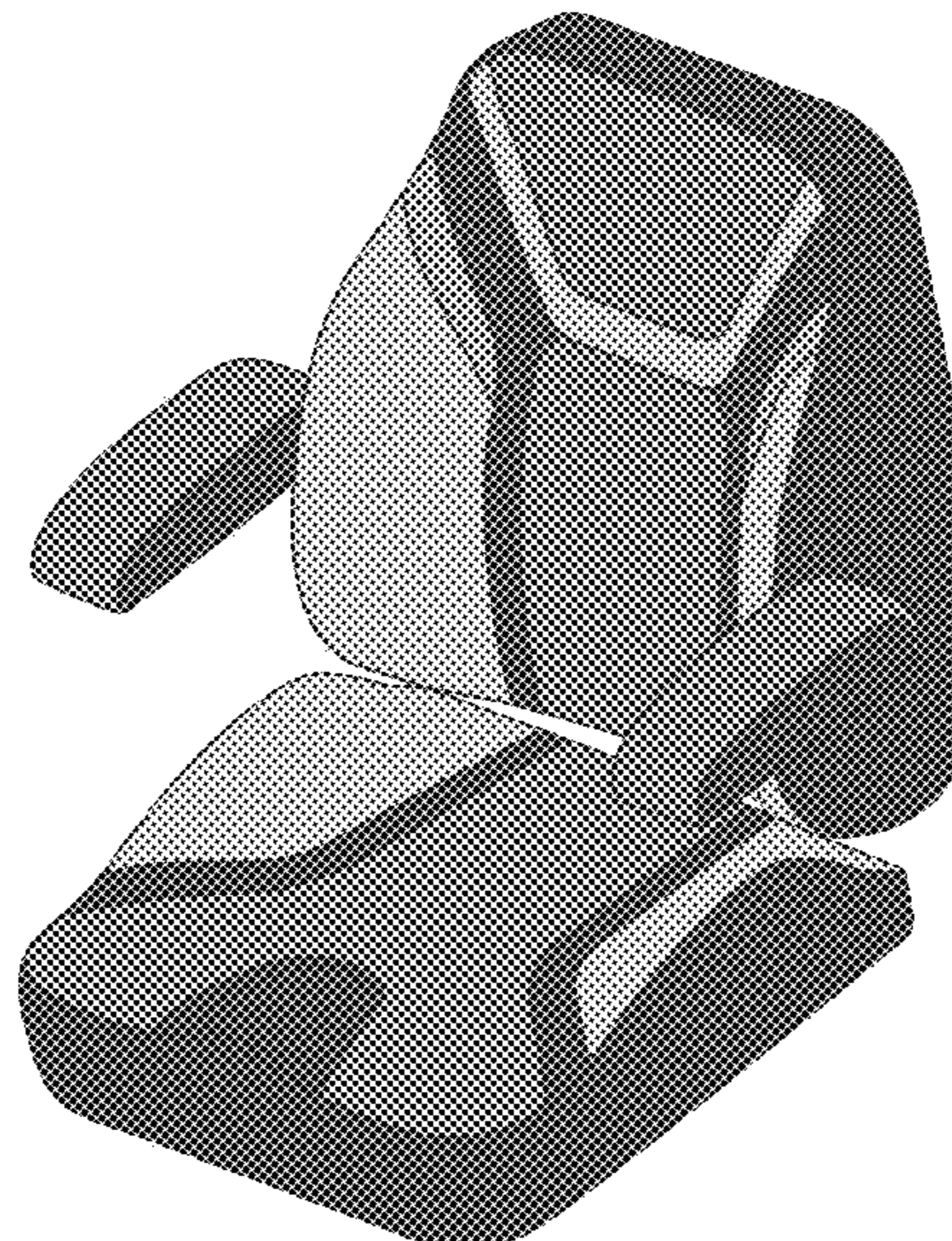
The ornamental design for a seat for riding mower, as shown and described.

**DESCRIPTION**

The file of this patent contains at least one drawing/photograph executed in color. Copies of this patent with color drawing(s)/photograph(s) will be provided by the Office upon request and payment of the necessary fee.

FIG. 1 is front elevation view;  
FIG. 2 is back elevation view;  
FIG. 3 is plan view;  
FIG. 4 is bottom view;  
FIG. 5 is right side elevation view;  
FIG. 6 is left side elevation view; and,  
FIG. 7 is perspective view.

**1 Claim, 7 Drawing Sheets**  
**(7 of 7 Drawing Sheet(s) Filed in Color)**



(56)

**References Cited**

U.S. PATENT DOCUMENTS

8,838,311 B2 \* 9/2014 Koike ..... B62D 11/003  
701/22  
8,955,832 B1 \* 2/2015 Bartel ..... B60N 2/542  
248/634  
D785,049 S \* 4/2017 Hosozawa ..... D15/15  
10,173,560 B2 \* 1/2019 Ochs ..... B60N 2/0732  
10,208,852 B2 \* 2/2019 Aoki ..... A01D 34/664  
10,528,233 B2 \* 1/2020 Spitz ..... G06F 3/0482  
2002/0140275 A1 \* 10/2002 Busboom ..... B60N 2/7035  
297/452.2  
2007/0125587 A1 \* 6/2007 Tate ..... B60K 28/04  
180/272  
2007/0290116 A1 \* 12/2007 Lambert ..... B60N 2/07  
248/429  
2009/0184448 A1 \* 7/2009 Hiser ..... B60N 2/38  
267/140.11

\* cited by examiner

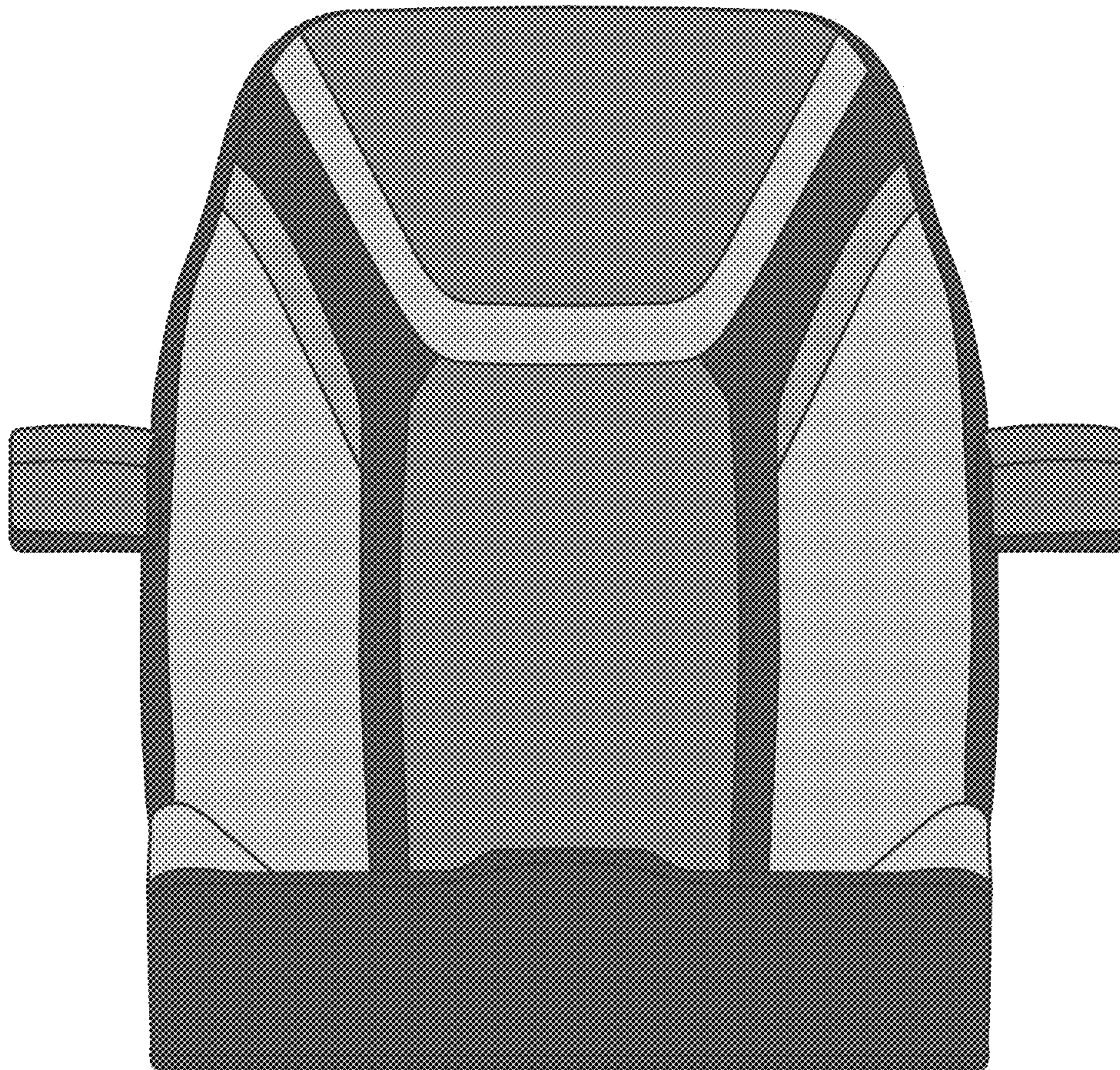


FIG. 1

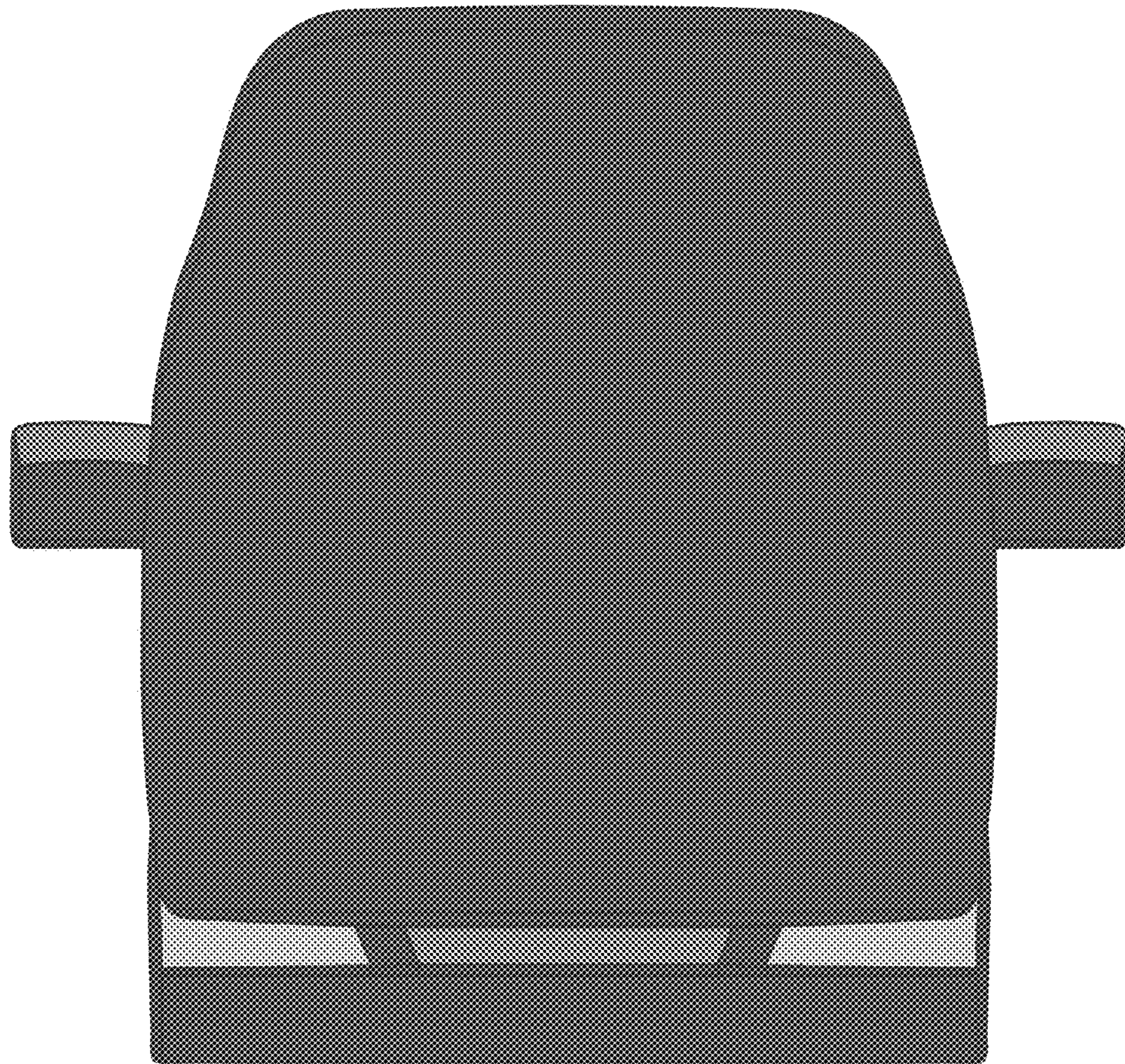


FIG.2

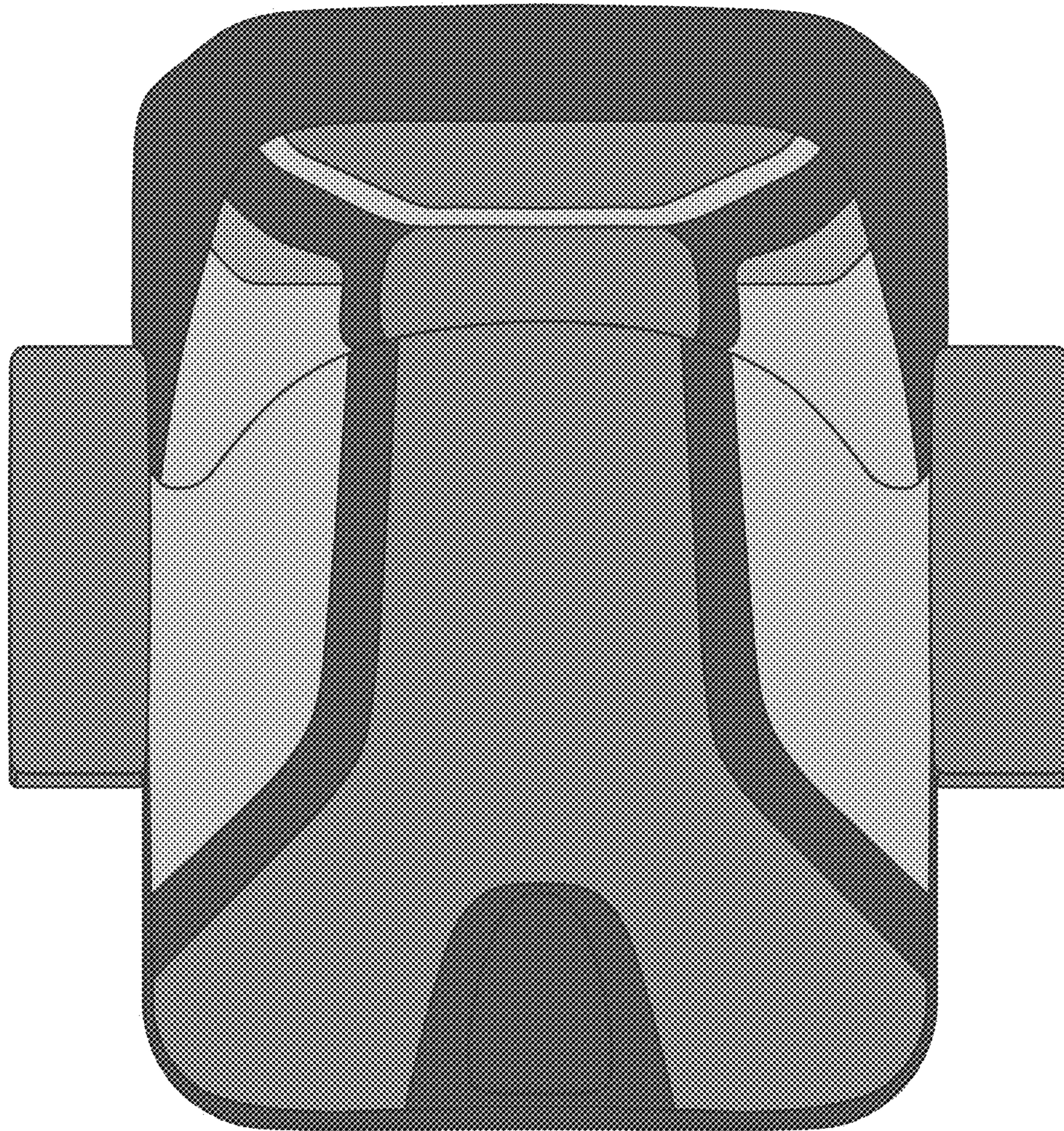


FIG.3

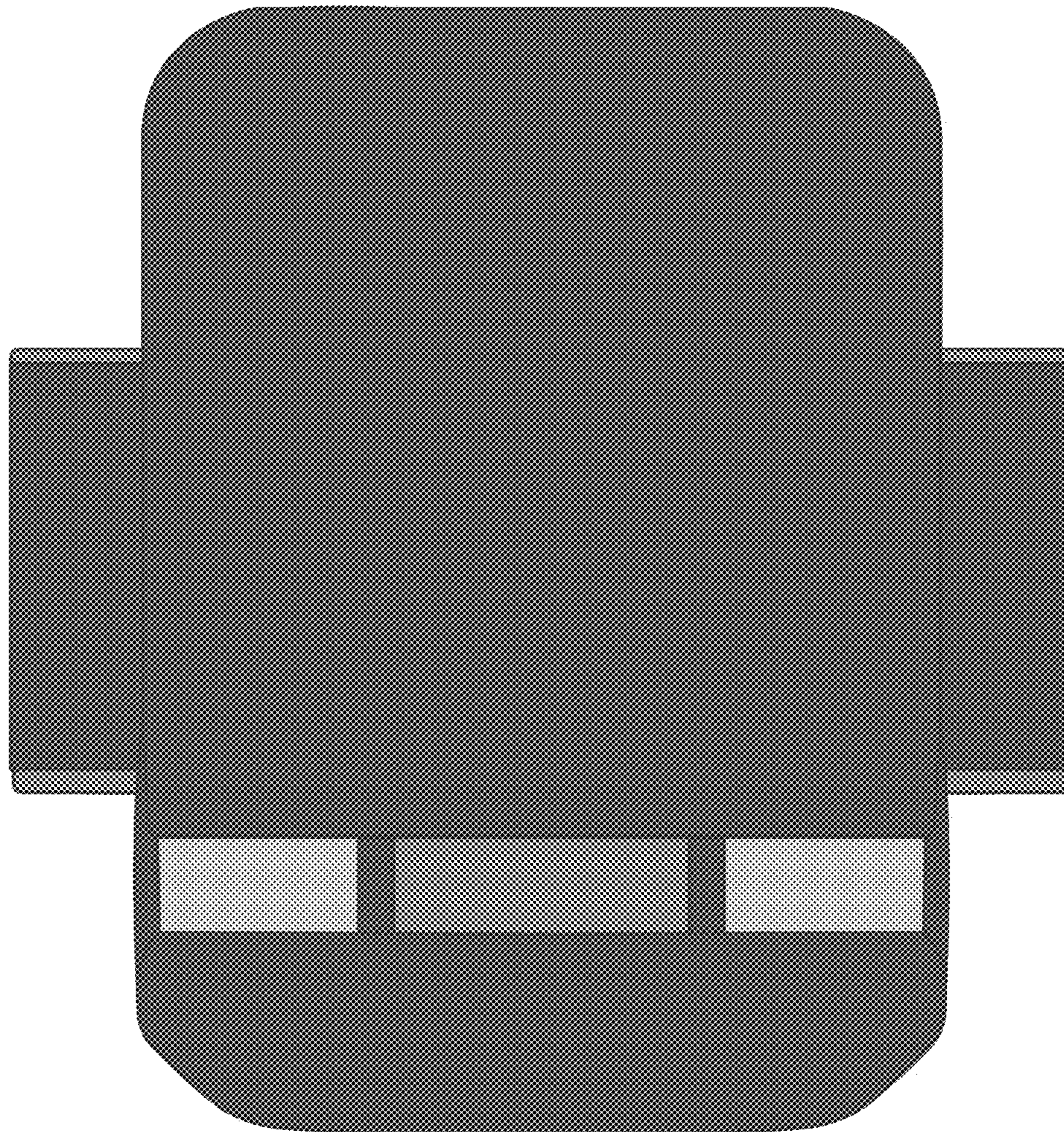


FIG.4




FIG.5




FIG.6



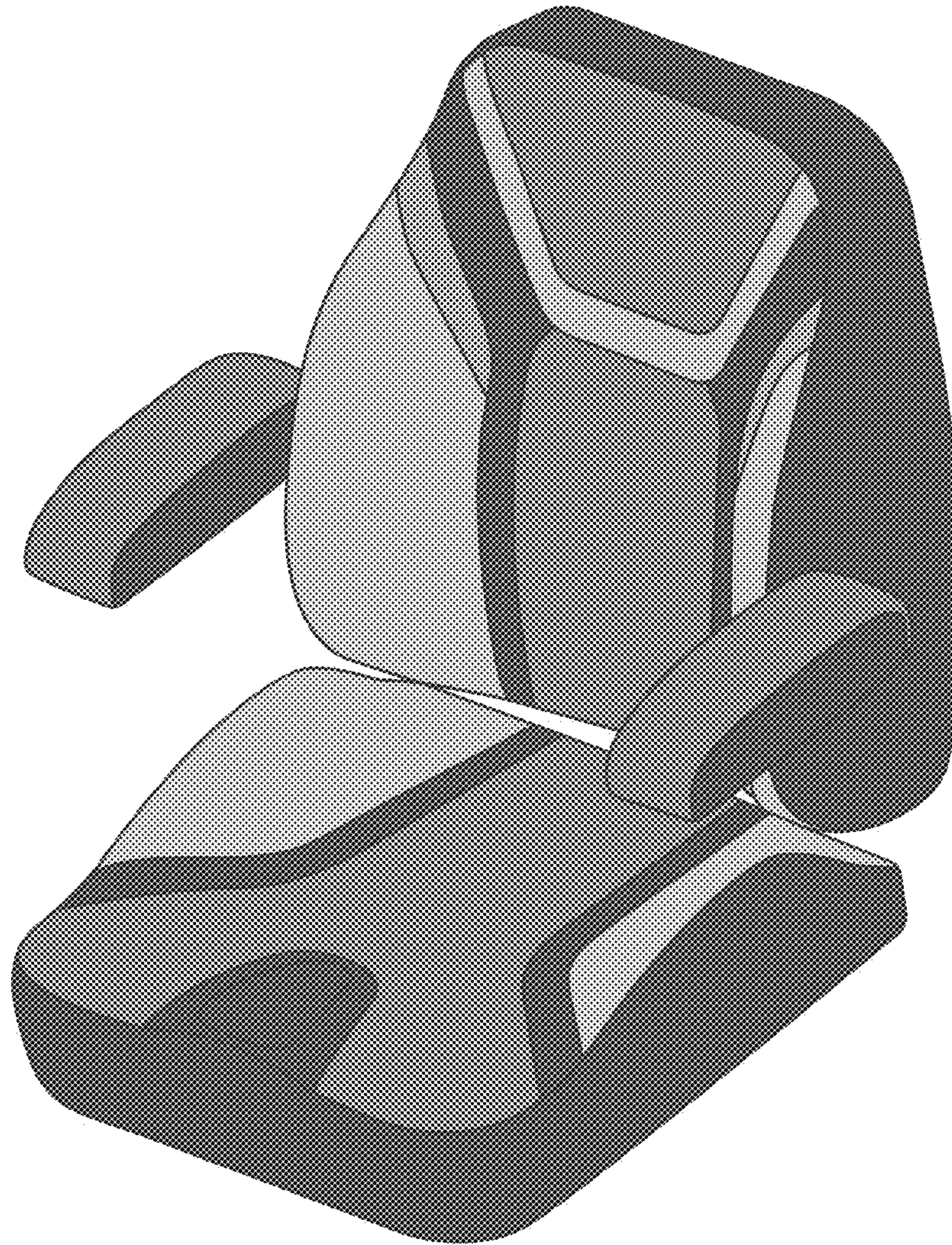


FIG.7