



US00D897111S

(12) **United States Design Patent**
Ebrahimi Afrouzi et al.

(10) **Patent No.:** **US D897,111 S**
(45) **Date of Patent:** **** Sep. 29, 2020**

- (54) **SIDE BRUSH**
- (71) Applicants: **Ali Ebrahimi Afrouzi**, San Jose, CA (US); **Shahin Fathi Djalali**, San Leandro, CA (US)
- (72) Inventors: **Ali Ebrahimi Afrouzi**, San Jose, CA (US); **Shahin Fathi Djalali**, San Leandro, CA (US)
- (**) Term: **15 Years**
- (21) Appl. No.: **29/683,032**
- (22) Filed: **Mar. 11, 2019**
- (51) **LOC (12) Cl.** **04-01**
- (52) **U.S. Cl.**
USPC **D4/102; D4/133**
- (58) **Field of Classification Search**
USPC D4/100, 102, 116, 119, 121, 122, 127, D4/128, 130, 133, 134, 138, 199; 15/159.1, 179, 180, 213, 34; D28/63; D32/19, 40, 51, 25, 32
CPC A46B 7/08; A46B 2200/3046; A46B 7/04; A46B 13/005; A46B 13/008; A47L 11/0472; B08B 1/002
See application file for complete search history.

- 1,325,849 A * 12/1919 Hoover F16C 33/201 384/297
- 1,675,617 A * 7/1928 Radinse A46B 7/08 15/198
- 2,755,496 A * 7/1956 Benyak A46B 7/08 15/180
- 2,888,697 A * 6/1959 Coggeshall A46B 7/08 15/179
- 3,380,098 A * 4/1968 Nelson A46B 7/10 15/179
- 3,431,571 A * 3/1969 Kraus A46B 13/02 15/23
- 3,584,328 A * 6/1971 Lechene A46B 13/02 15/179
- 3,643,282 A * 2/1972 Lechene A46B 3/04 15/179
- D369,447 S * 4/1996 Mann D32/19
- 6,554,614 B1 * 4/2003 Dubbe A46B 3/005 15/167.1
- D573,347 S * 7/2008 Dondi D4/128
- 9,168,988 B2 * 10/2015 Mohr B63B 59/08
- 9,802,582 B2 * 10/2017 Favagrossa B24D 13/04
- D810,446 S * 2/2018 Akashi D4/102
- 9,955,839 B2 * 5/2018 Maoro A47L 11/4038
- D836,348 S * 12/2018 da Costa D4/137

(Continued)

Primary Examiner — Karen E Eldridge Powers


(57) **CLAIM**

The ornamental design for a side brush, as shown and described.

DESCRIPTION

FIG. 1 is a top plan view of a side brush; FIG. 2 is a bottom plan view thereof; FIG. 3 is a front elevation view thereof, the rear elevation view being a mirror image thereof; FIG. 4 is a right side elevation view thereof, the left side elevation view being a mirror image thereof; FIG. 5 is a top perspective view thereof; and, FIG. 6 is a bottom perspective view thereof.

1 Claim, 6 Drawing Sheets



(56)

References Cited

U.S. PATENT DOCUMENTS

D862,090 S * 10/2019 Ebrahimi Afrouzi D4/120
D862,892 S * 10/2019 Ebrahimi Afrouzi D4/120
D862,893 S * 10/2019 Ebrahimi Afrouzi D4/120
D862,894 S * 10/2019 Ebrahimi Afrouzi D4/120
D862,898 S * 10/2019 Ebrahimi Afrouzi D4/120
10,453,708 B2 * 10/2019 Ishibashi B08B 11/02

* cited by examiner

FIG. 1




FIG. 2




FIG. 3

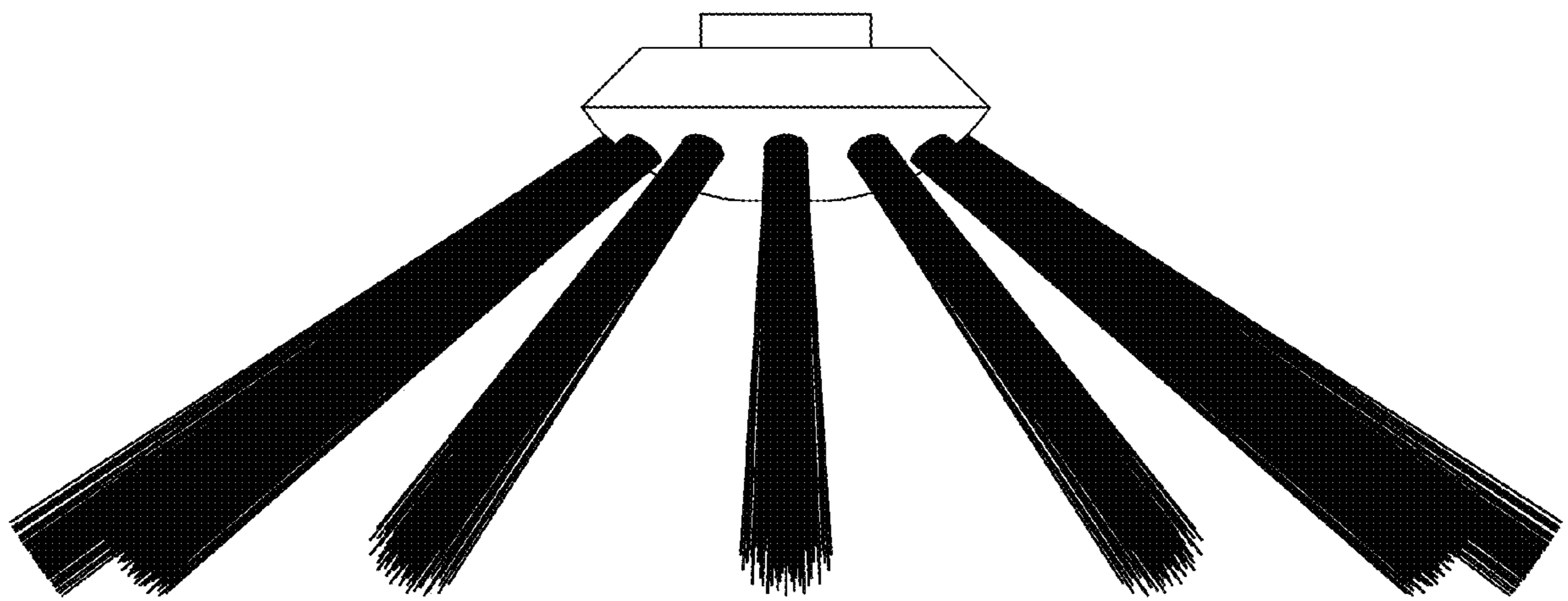


FIG. 4

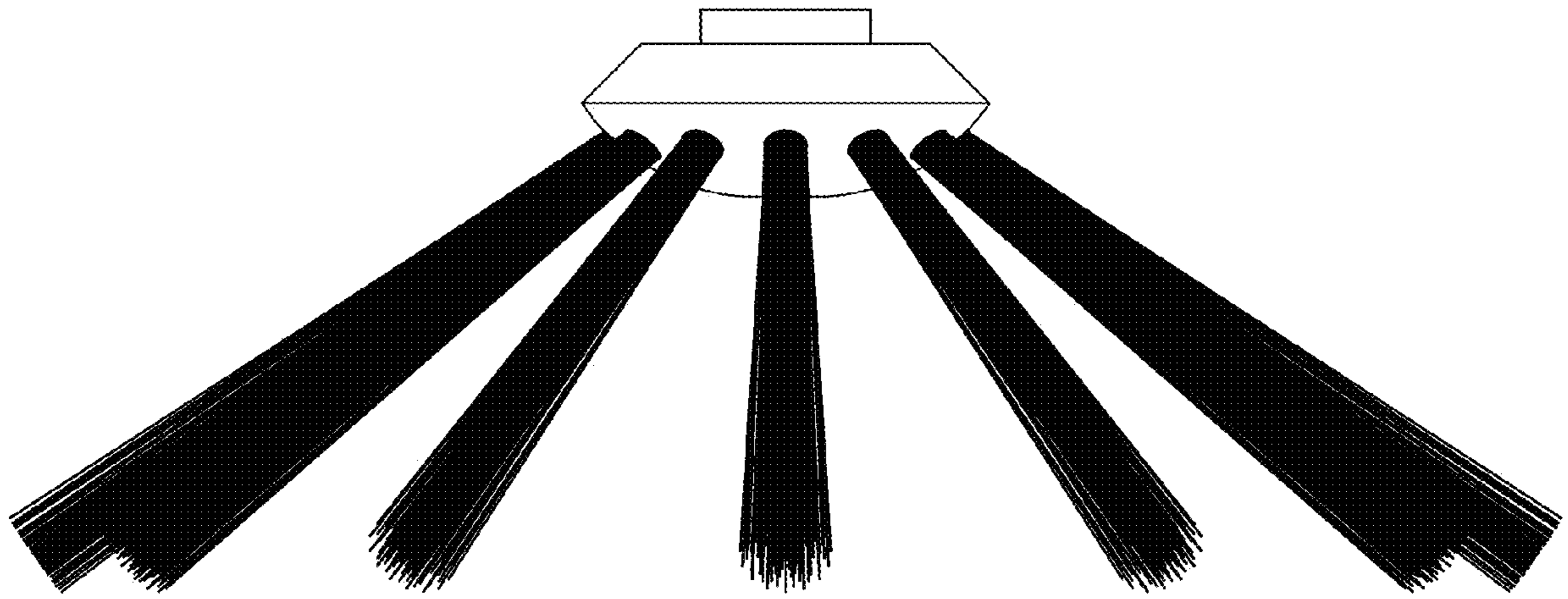


FIG. 5




FIG. 6

