



US00D897108S

(12) **United States Design Patent**
Lucarelli

(10) **Patent No.:** **US D897,108 S**

(45) **Date of Patent:** **** Sep. 29, 2020**

(54) **PENDANT**

(71) Applicant: **Laura Ann Lucarelli**, Chicago, IL (US)

(72) Inventor: **Laura Ann Lucarelli**, Chicago, IL (US)

(**) Term: **15 Years**

(21) Appl. No.: **29/702,104**

(22) Filed: **Aug. 16, 2019**

(51) **LOC (12) Cl.** **03-01**

(52) **U.S. Cl.**
USPC **D3/318**

(58) **Field of Classification Search**
USPC D3/318; D11/79, 97
CPC A47H 11/04; A47H 11/00; A41D 27/00;
A41D 27/08

See application file for complete search history.

(56) **References Cited**

U.S. PATENT DOCUMENTS

D1,604 S *	6/1862	Kelty	D6/581
D28,222 S *	2/1898	Clogg	D3/10
1,413,618 A *	4/1922	Rosenblum	D04D 5/00
				2/244
1,453,440 A *	5/1923	Chappatte	A47H 11/04
				16/442
3,105,243 A *	10/1963	Kampfe	D04D 5/00
				2/244
3,377,674 A *	4/1968	Brassaw	D04D 5/00
				28/147
D350,645 S *	9/1994	Bagnall	D3/208
D429,281 S *	8/2000	Miller	D19/202
RE38,160 E *	7/2003	Soergel	A42B 1/24
				D2/866
6,644,513 B1	11/2003	Nesbitt		
D639,674 S *	6/2011	Bowman	D9/632
D716,052 S *	10/2014	Sappenfield-Chan	D3/318
D827,483 S	9/2018	Lucarelli		

OTHER PUBLICATIONS

Atik, Chiara, "Crystal-Studded Pepper Spray—Stylish or Offensive," Today, www.today.com, Dec. 21, 2011, webpage accessed on Mar. 8, 2016 at http://www.today.com/id/45752046/ns/today-today_style/t/crystal-studded-pepper-spray-stylish-or-offensive/#.Vt8e-53nZG-.

Meghn, A., "The Last Resort Pepper Spray Necklace: Fashion for Self-Defense," Gizmodiva, <http://gizmodiva.com/fashion/the-last-resort-pepper-spray-necklace->, webpage accessed on Mar. 8, 2016 at <http://gizmodiva.com/fashion/the-last-resort-pepper-spray-necklace->.

* cited by examiner

Primary Examiner — Holly H Baynham

(74) *Attorney, Agent, or Firm* — Taft Stettinius & Hollister LLP

(57) **CLAIM**

The ornamental design for a pendant, as shown and described.

DESCRIPTION

FIG. 1 is a perspective view of a pendant, showing the new design in a closed position;

FIG. 2 is a front elevational view thereof;

FIG. 3 is a rear elevational view thereof;

FIG. 4 is a left-side elevational view thereof;

FIG. 5 is a right-side elevational view thereof;

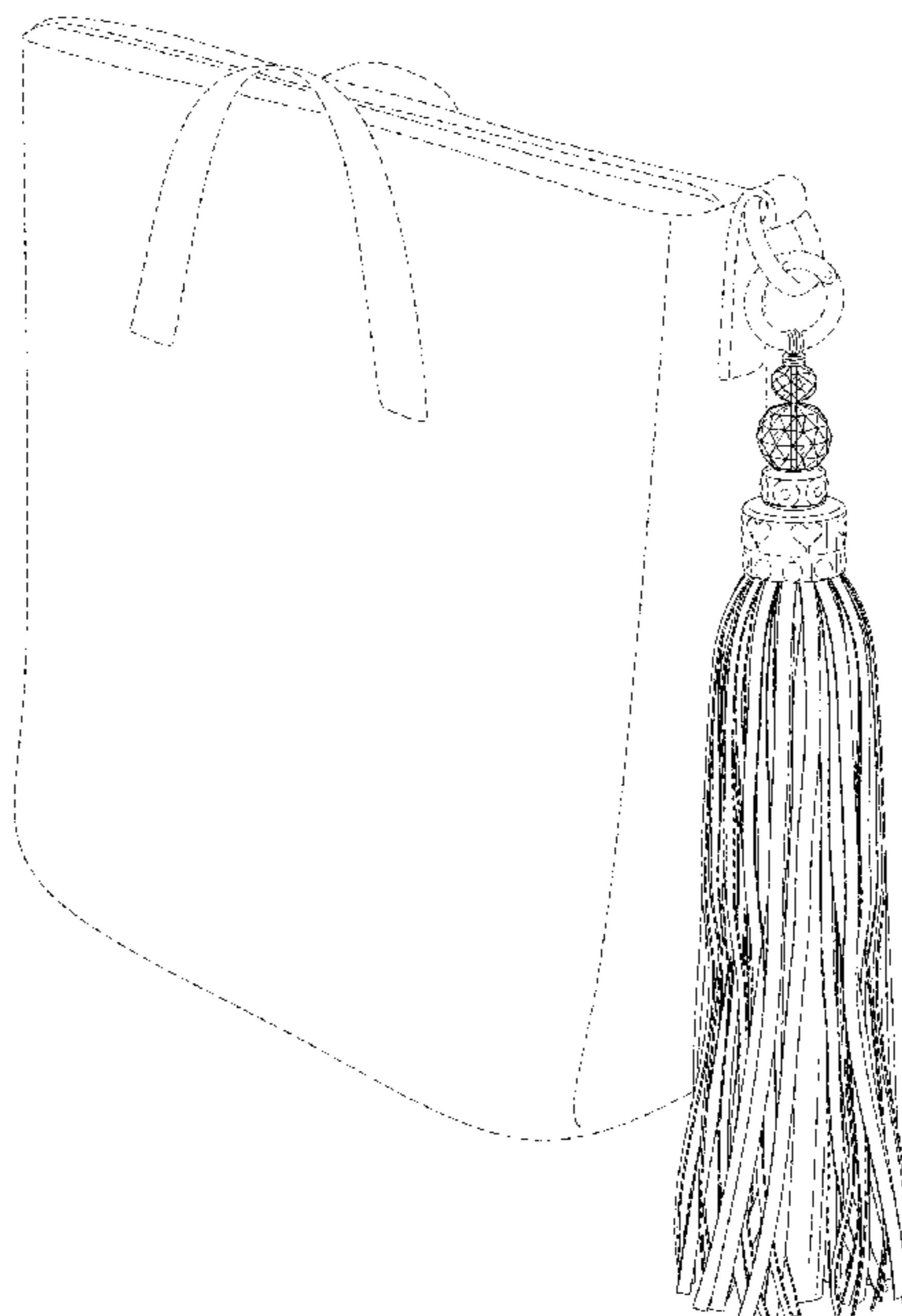
FIG. 6 is a top plan view thereof;

FIG. 7 is bottom plan view thereof; and,

FIG. 8 is a front elevational exploded view thereof, shown in an opened position.

The broken lines represent environmental structure as well as portions of the pendant that form no part of the claimed design.

1 Claim, 5 Drawing Sheets






FIG. 1

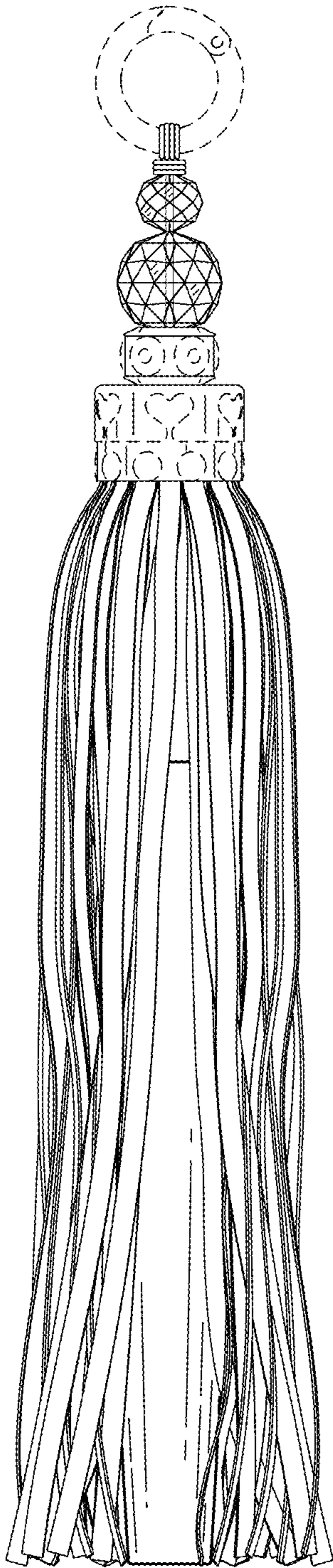


FIG. 2

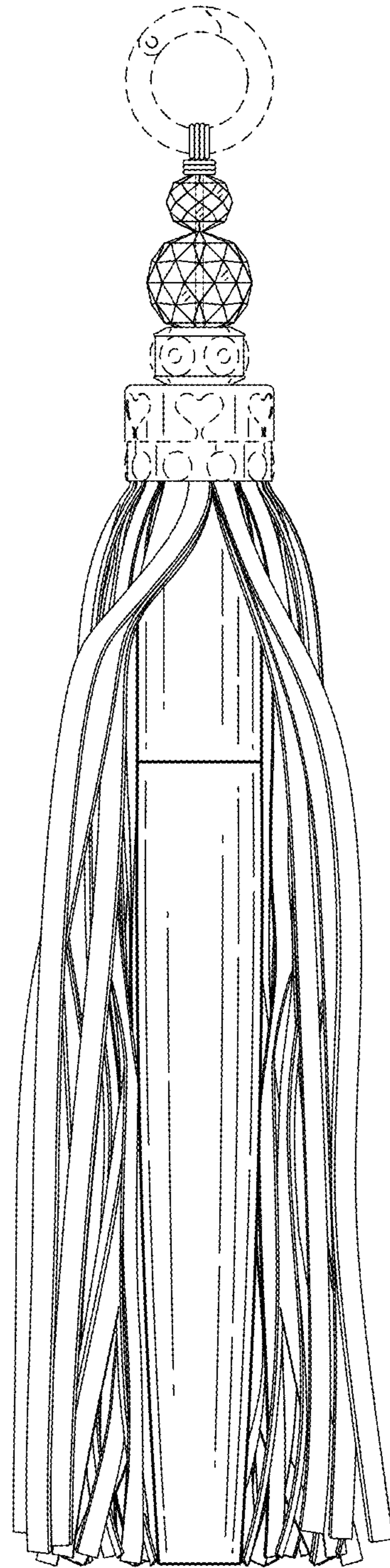


FIG. 3

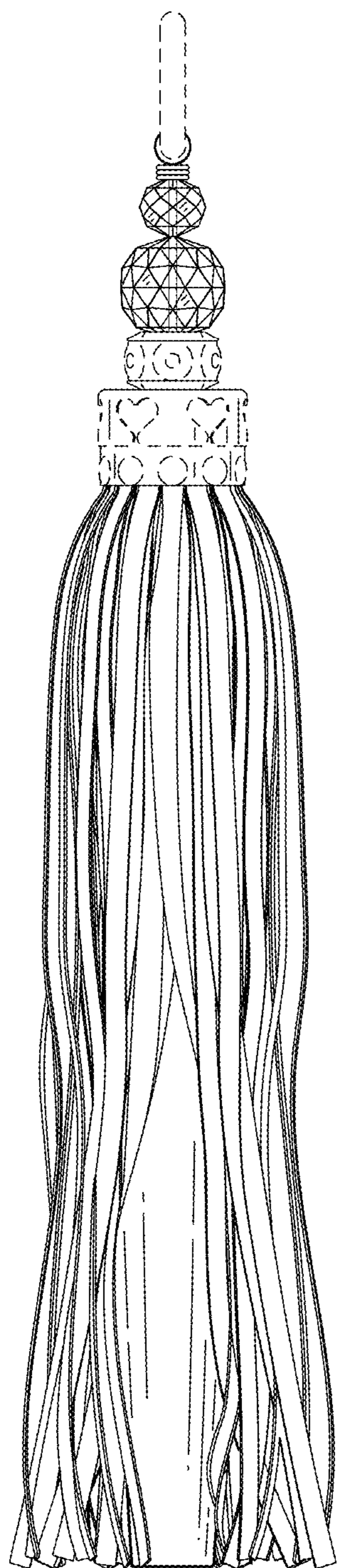


FIG. 4

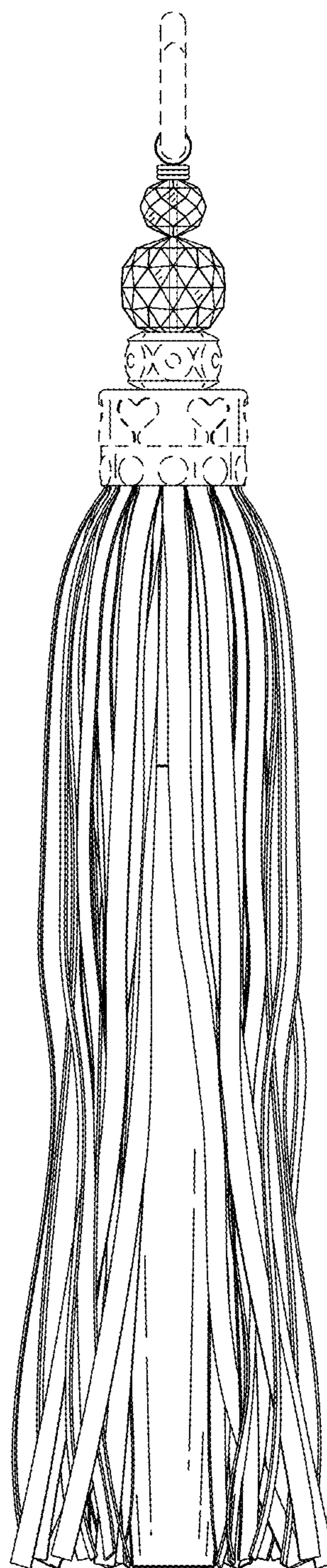


FIG. 5




FIG. 6




FIG. 7

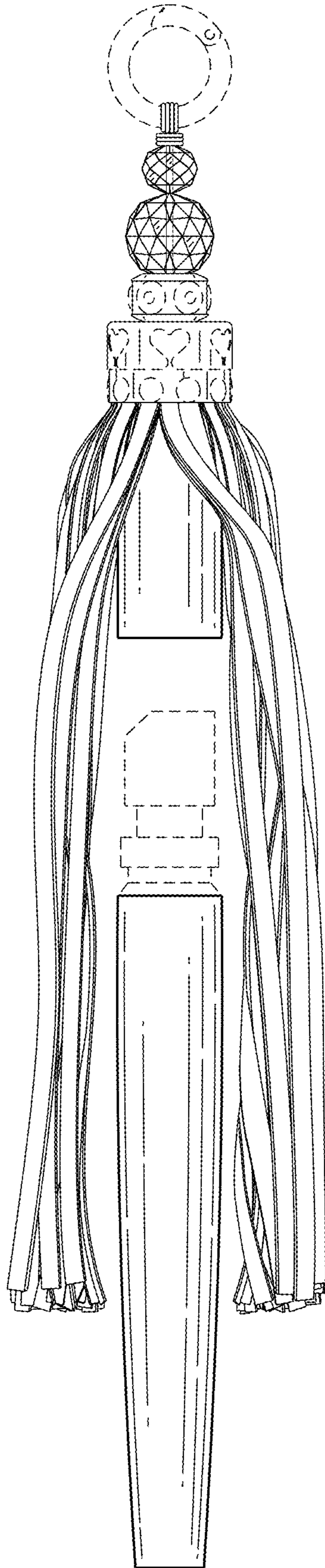


FIG. 8