



US00D897083S

(12) **United States Design Patent**
Carmi

(10) **Patent No.:** **US D897,083 S**

(45) **Date of Patent:** **** Sep. 29, 2020**

(54) **SHOE INSERT**

(71) Applicant: **Itamar Carmi**, Teaneck, NJ (US)

(72) Inventor: **Itamar Carmi**, Teaneck, NJ (US)

(**) Term: **15 Years**

(21) Appl. No.: **29/697,619**

(22) Filed: **Jul. 10, 2019**

(51) **LOC (12) Cl.** **02-04**

(52) **U.S. Cl.**
USPC **D2/960; D2/961**

(58) **Field of Classification Search**
USPC D2/961, 896, 915, 946, 947, 954, 955,
D2/956, 968; D24/124, 126
CPC A43B 19/00; A43B 19/005; A43B 17/03;
A43B 17/18; A43B 7/149; A43B 17/14;
A43B 17/02; A43B 13/00
See application file for complete search history.

(56) **References Cited**

U.S. PATENT DOCUMENTS

1,840,514	A *	1/1932	Lapidus	A43B 7/144	36/44
D250,796	S *	1/1979	DeFever	D2/914	
D287,186	S *	12/1986	Sironi	D2/964	
D423,202	S *	4/2000	Lubart	D2/961	
D523,614	S *	6/2006	Mitchell	D2/951	
D580,638	S *	11/2008	McClaskie	D2/951	
D679,899	S *	4/2013	Taestensen	D2/953	

D754,424	S *	4/2016	Spring	D2/960
D820,568	S *	6/2018	Bray, Jr.	D2/953
D822,968	S *	7/2018	Moranges	D2/957
D831,939	S *	10/2018	Goldberg	D2/953
D862,061	S *	10/2019	Wilkinson	D2/960

* cited by examiner

Primary Examiner — Cynthia Ramirez

Assistant Examiner — Laura H Yu

(74) *Attorney, Agent, or Firm* — Michael J. Feigin, Esq.;
Feigin and Fridman LLC

(57) **CLAIM**

The ornamental design for a shoe insert, as shown and described.

DESCRIPTION

FIG. 1 is a bottom, side perspective view of a shoe insert showing my new design;
FIG. 2 is a bottom plan view thereof;
FIG. 3 is a top plan view thereof;
FIG. 4 is a side elevation view thereof;
FIG. 5 is the opposite side elevation view thereof;
FIG. 6 is a front elevation view thereof; and,
FIG. 7 is a rear elevation view thereof.
The broken lines depicting portions of the shoe insert are for the purpose of illustrating portions of the shoe insert that form no part of the claimed design.

1 Claim, 5 Drawing Sheets



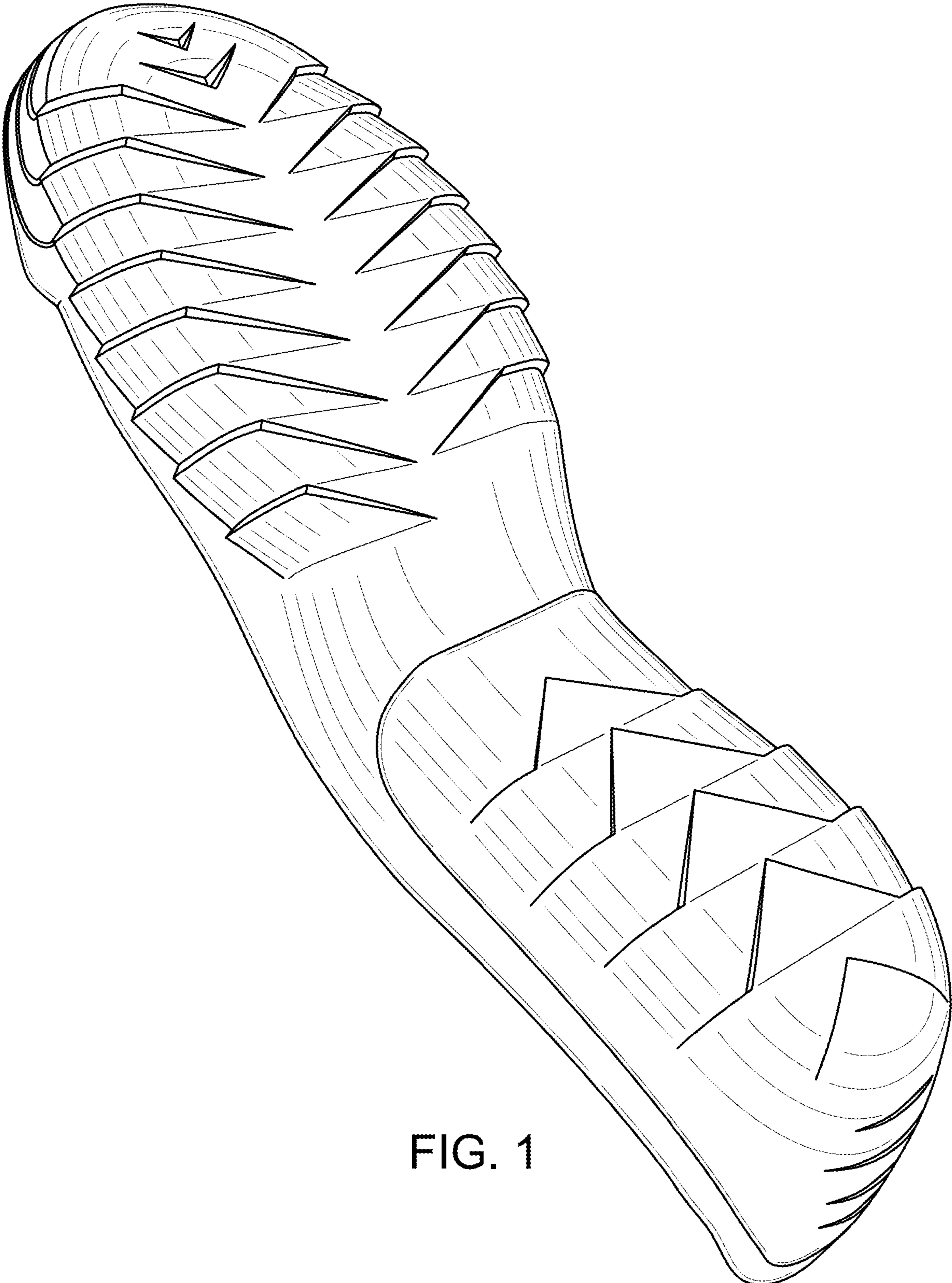


FIG. 1

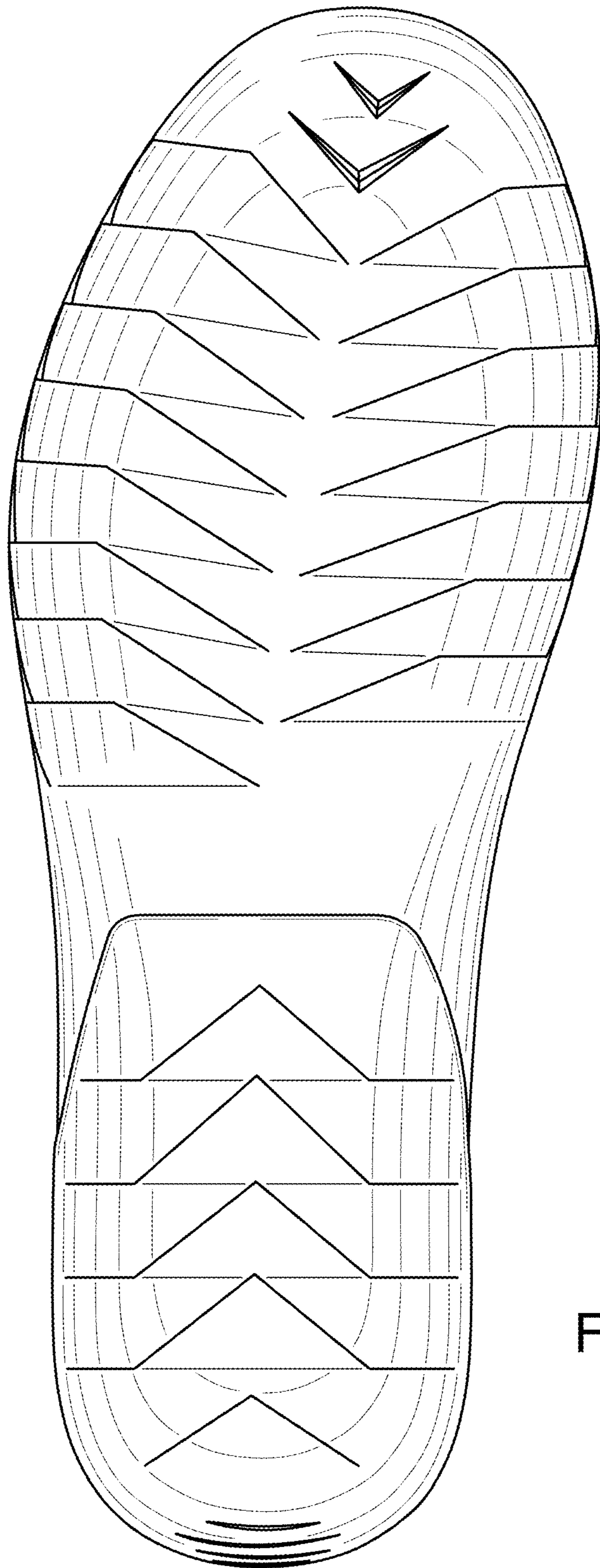


FIG. 2

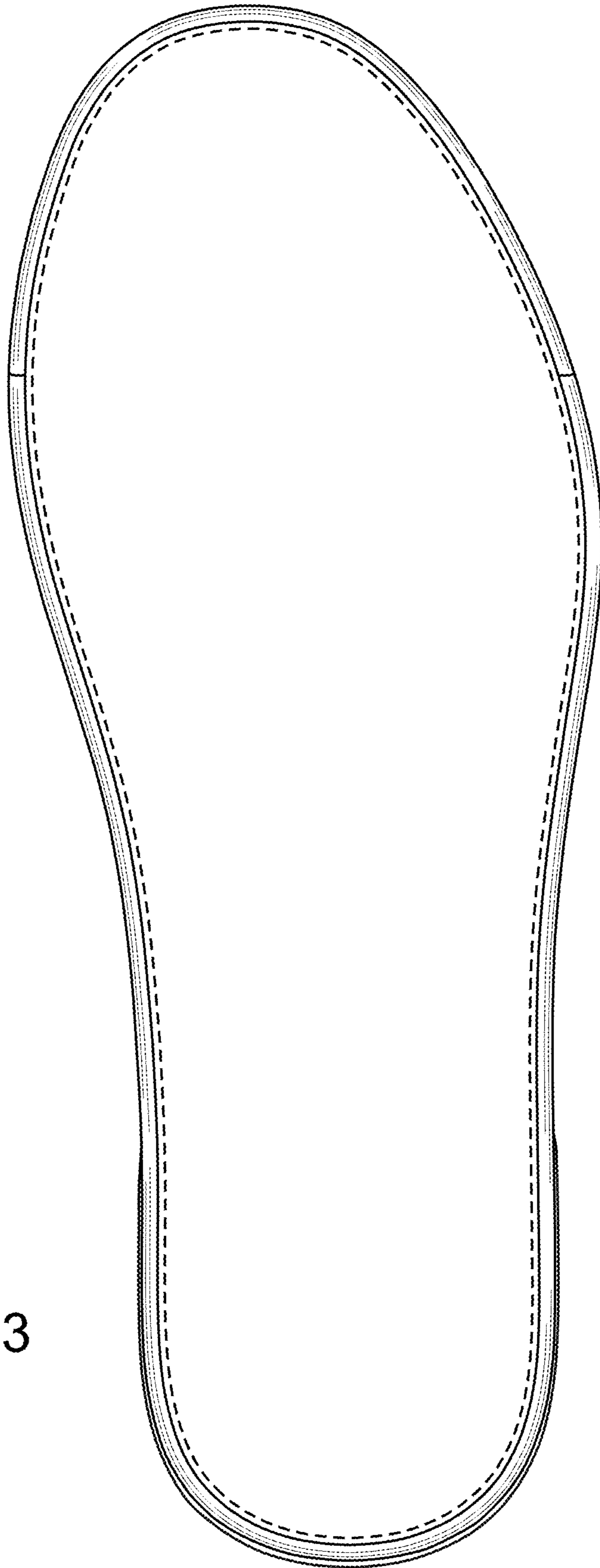


FIG. 3

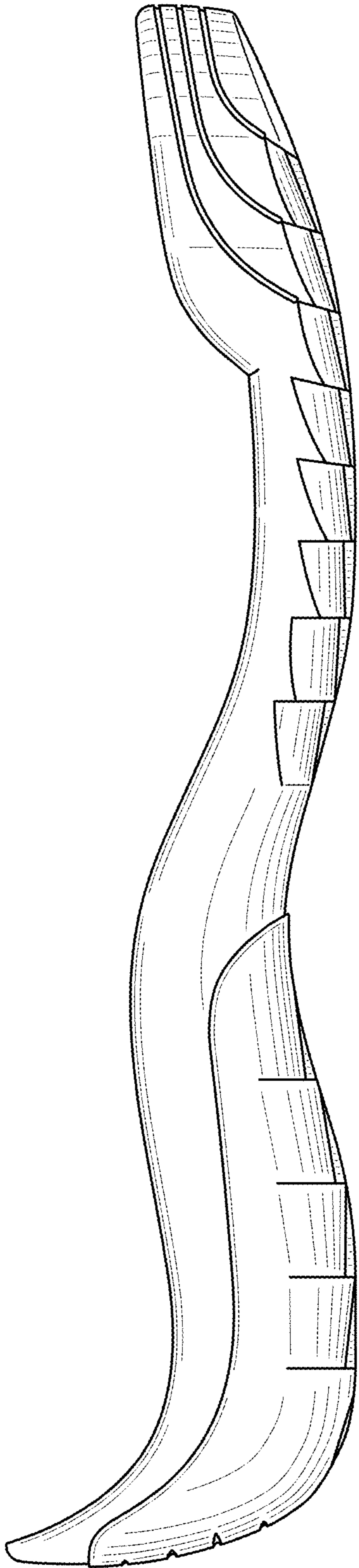


FIG. 4

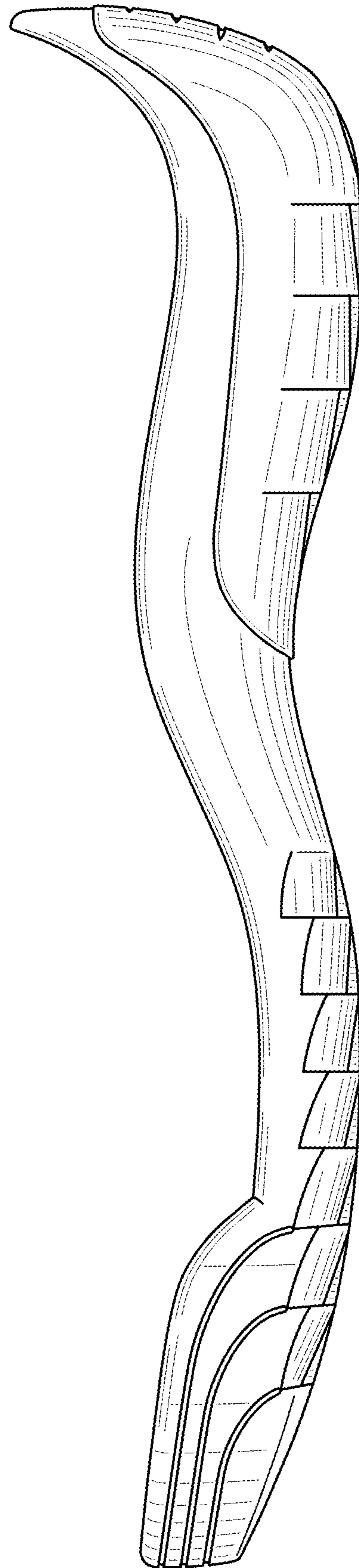


FIG. 5

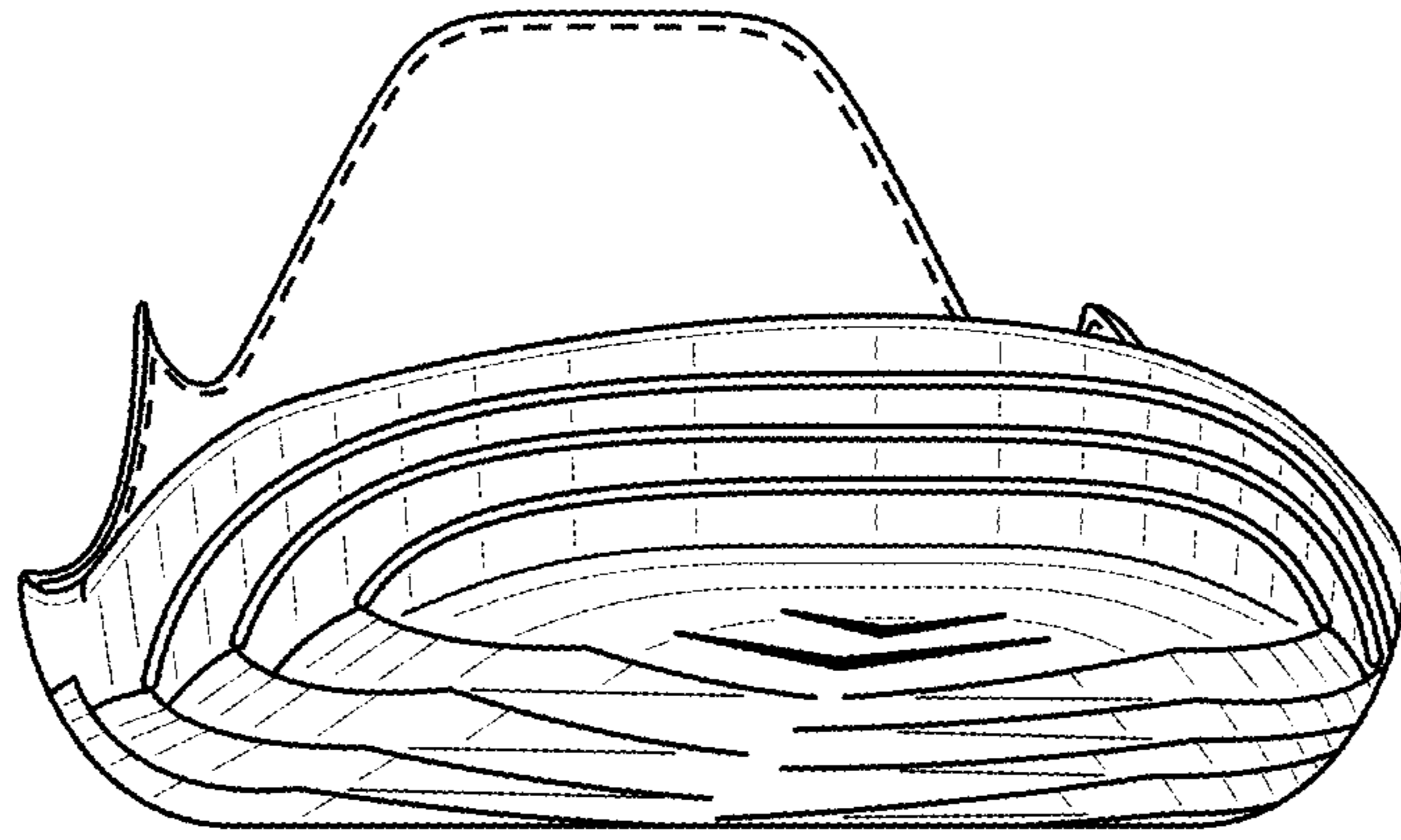


FIG. 6

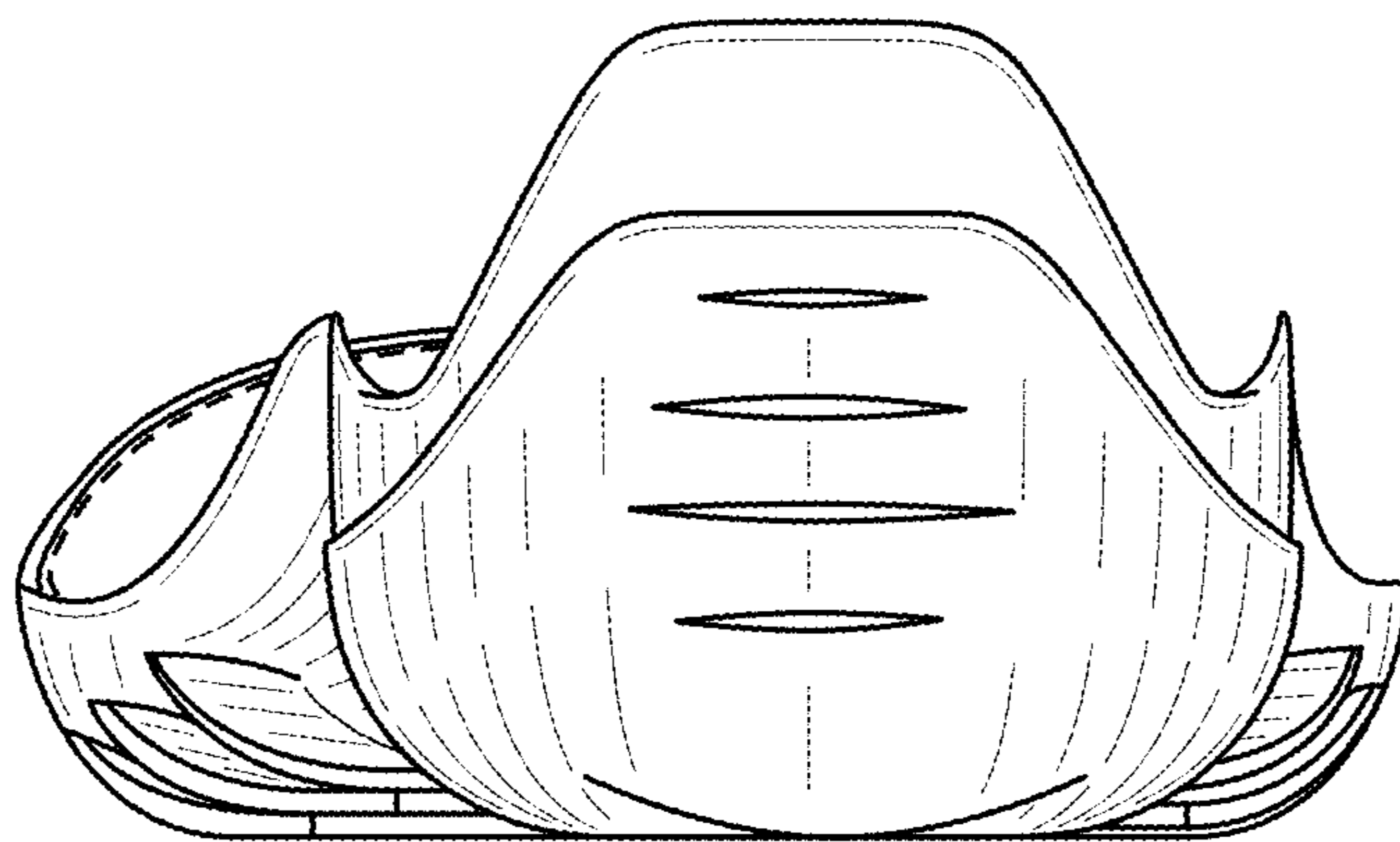


FIG. 7