



US00D897072S

(12) **United States Design Patent** (10) **Patent No.:** **US D897,072 S**  
**Eldridge et al.** (45) **Date of Patent:** **\*\* Sep. 29, 2020**

(54) **ATTACHMENT FOR A CAP**  
(71) Applicant: **Snaps Ventures Inc.**, New York, NY (US)  
(72) Inventors: **Matthew Ryan Eldridge**, Moncton (CA); **Sidney Diane Bakich**, New York, NY (US)  
(73) Assignee: **Snaps Ventures Inc.**, New York, NY (US)

D334,724 S \* 4/1993 Bichi ..... D11/13  
D343,372 S \* 1/1994 Ferre ..... D11/13  
5,418,981 A 5/1995 Miner  
5,499,402 A 3/1996 Rose  
5,533,213 A 7/1996 Reiner et al.  
D373,454 S 9/1996 Ramirez  
D375,827 S 11/1996 Will  
5,600,855 A 2/1997 Ramirez  
D412,937 S 8/1999 Franklin  
5,997,662 A \* 12/1999 Norio ..... C21D 9/0087  
148/319

(Continued)

(\*\*) Term: **15 Years**

**FOREIGN PATENT DOCUMENTS**

(21) Appl. No.: **35/001,579**

EM DM/099239 1/2018  
JP D962280 S 9/1996

(22) Filed: **Sep. 22, 2018**

(Continued)

(80) **Hague Agreement Data**

*Primary Examiner* — Jennifer L Watkins  
(74) *Attorney, Agent, or Firm* — Wolf, Greenfield & Sacks, P.C.

Int. Filing Date: **Sep. 22, 2018**  
Int. Reg. No.: **DM/103255**  
Int. Reg. Date: **Sep. 22, 2018**  
Int. Reg. Pub. Date: **Mar. 22, 2019**

(51) **LOC (12) Cl.** ..... **02-03**

(52) **U.S. Cl.**  
USPC ..... **D2/891**

(58) **Field of Classification Search**  
USPC ..... D2/882, 891, 895; D11/13, 25, 93; D13/153  
CPC .. A42B 1/248; A42B 1/22; A42B 1/24; A42B 1/244; A42B 1/004; A42B 1/062; A42B 1/18; A42B 3/0406; A42B 1/064; A42B 1/067; A42B 1/225; A42B 3/10; A42B 1/205; A42B 3/044; A42B 3/085; A42B 3/142; A42B 1/008; A42B 1/04; A42B 1/061; A42B 1/068  
See application file for complete search history.

(57) **CLAIM**

The ornamental design for an attachment for a cap, as shown and described.

**DESCRIPTION**

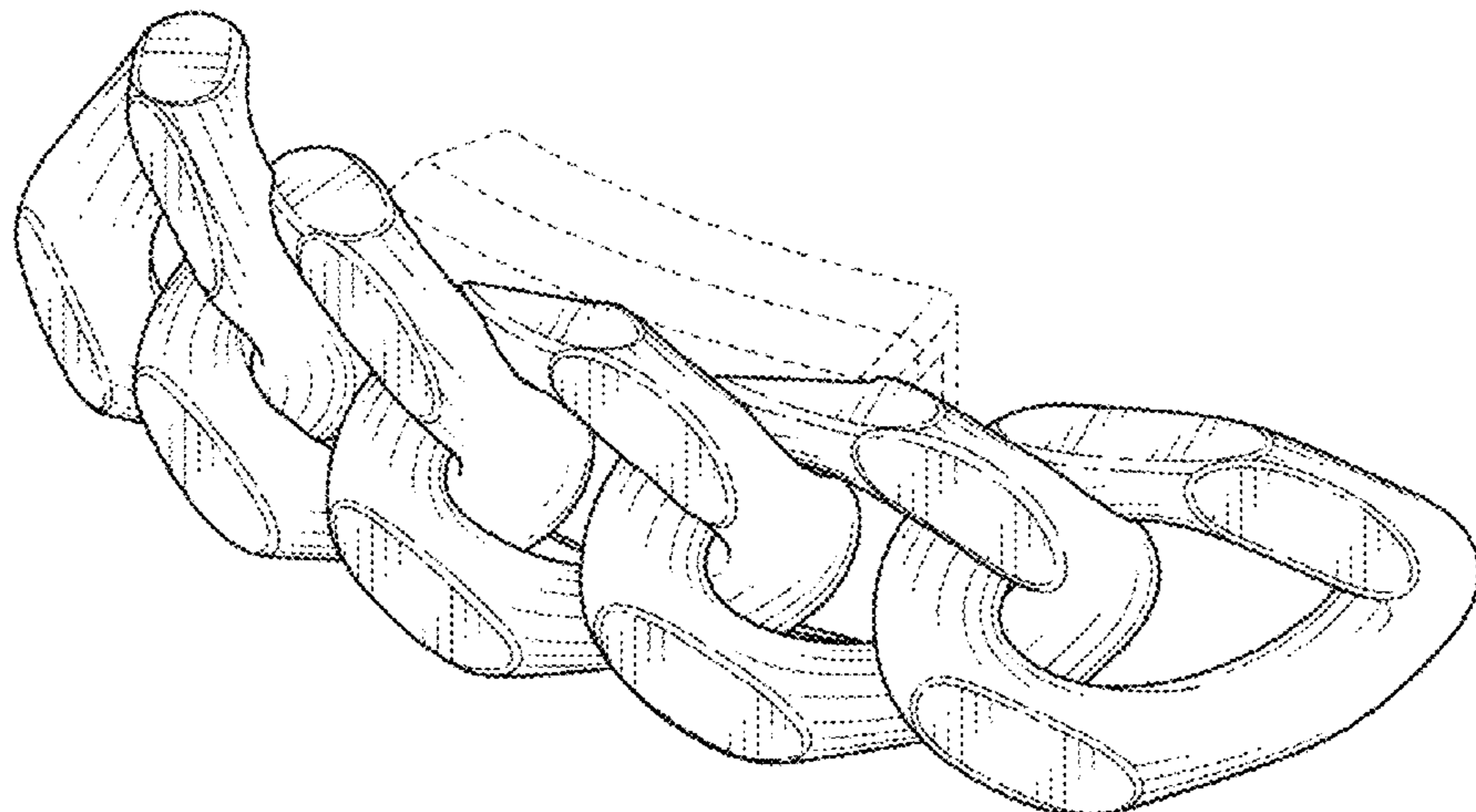
1. An attachment for a cap  
**1.1** : Perspective view of an attachment for a cap  
**1.2** : Front elevation view thereof  
**1.3** : Back elevation view thereof  
**1.4** : Top plan view thereof  
**1.5** : Bottom plan view thereof  
**1.6** : Left side elevation view thereof  
**1.7** : Right side elevation view thereof  
**1.8** : Front perspective view showing the attachment for a cap in the environment of a cap  
Design 1 : the attachment design includes one embodiment having eight views; the dotted lines are not part of the protected design.

(56) **References Cited**

**U.S. PATENT DOCUMENTS**

2,140,491 A \* 12/1938 Biedermann ..... A44C 11/00  
59/80  
5,003,640 A 4/1991 Pizzacar

**1 Claim, 8 Drawing Sheets**



(56)

**References Cited**

U.S. PATENT DOCUMENTS

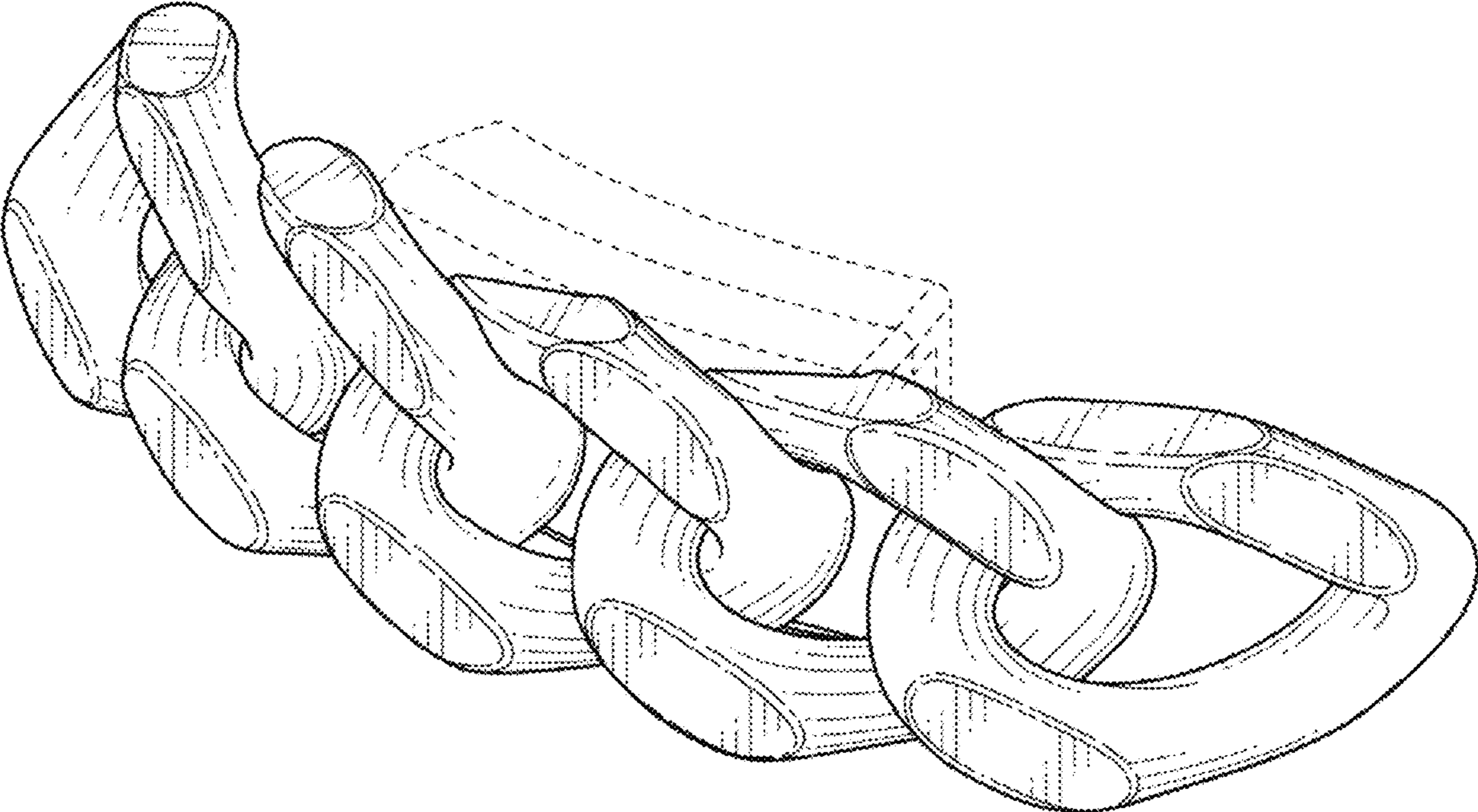
D482,634 S *	11/2003	Rosenwasser .....	D11/13
D497,858 S *	11/2004	Fabian .....	D12/178
6,871,486 B2 *	3/2005	Moehnke .....	F16G 13/12 59/78
D605,381 S	12/2009	Mastrantonio et al.	
D613,638 S *	4/2010	Jorst .....	D11/93
D770,733 S *	11/2016	Hwang .....	D2/891
D771,914 S *	11/2016	Cho .....	D2/891
D778,767 S *	2/2017	Nicolas .....	D11/93
D793,674 S	8/2017	Flatt	
D793,675 S *	8/2017	Gates .....	D2/882
D795,122 S *	8/2017	Maier .....	D11/13
D798,242 S *	9/2017	Phillips .....	D13/153

FOREIGN PATENT DOCUMENTS

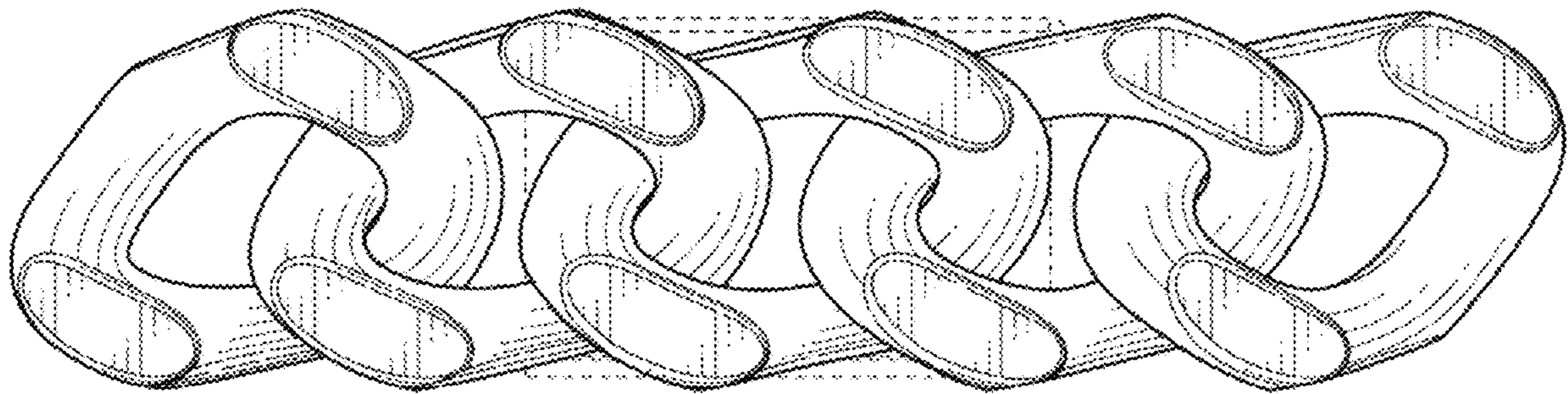
JP	HD10017451-01	2/1998
JP	HB12004407	6/2000
JP	HB1501704	9/2003
JP	HJ19060593	10/2007
JP	HJ23023480	2/2011
JP	HJ23081907	3/2012
JP	D1606101 S	6/2018
JP	D1623350 S	1/2019
KR	30-0713062 S	10/2013
KR	30-0821316 S	10/2015

\* cited by examiner


1.1



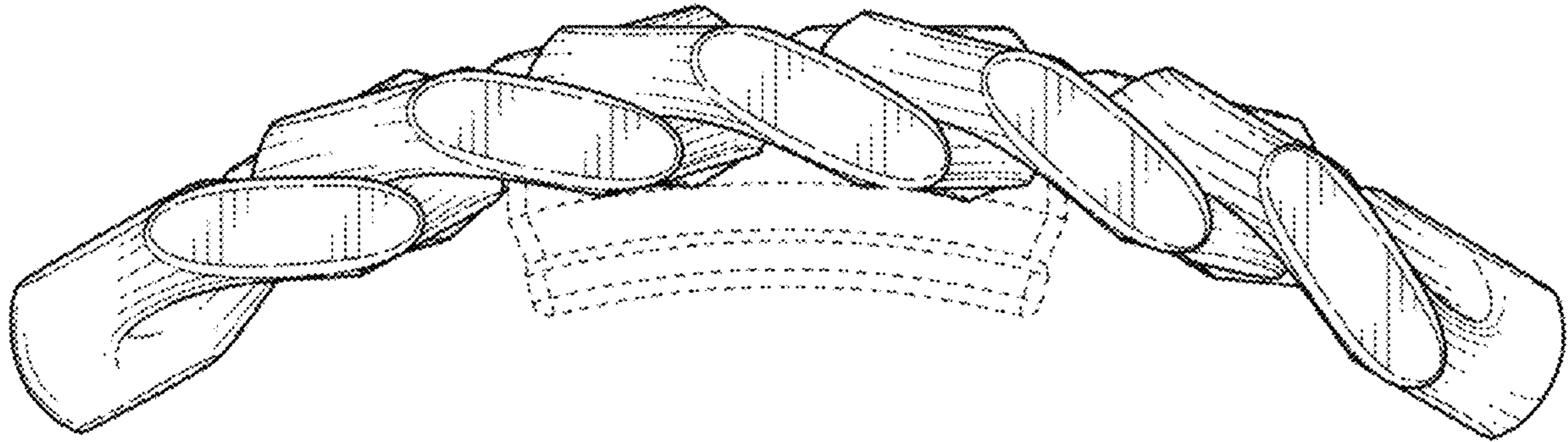
1.2



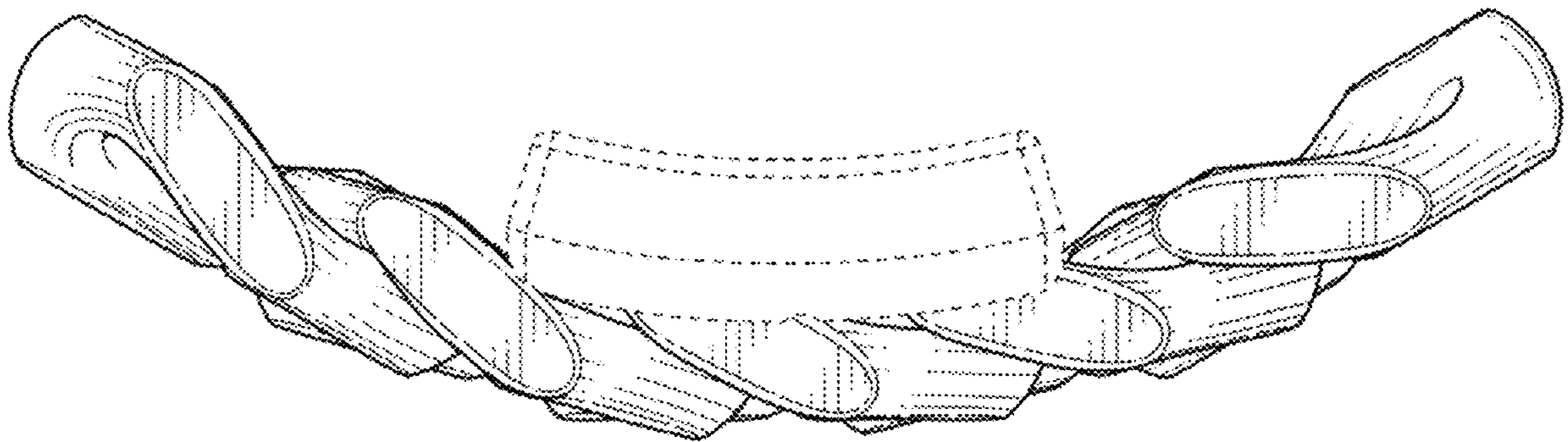
1.3



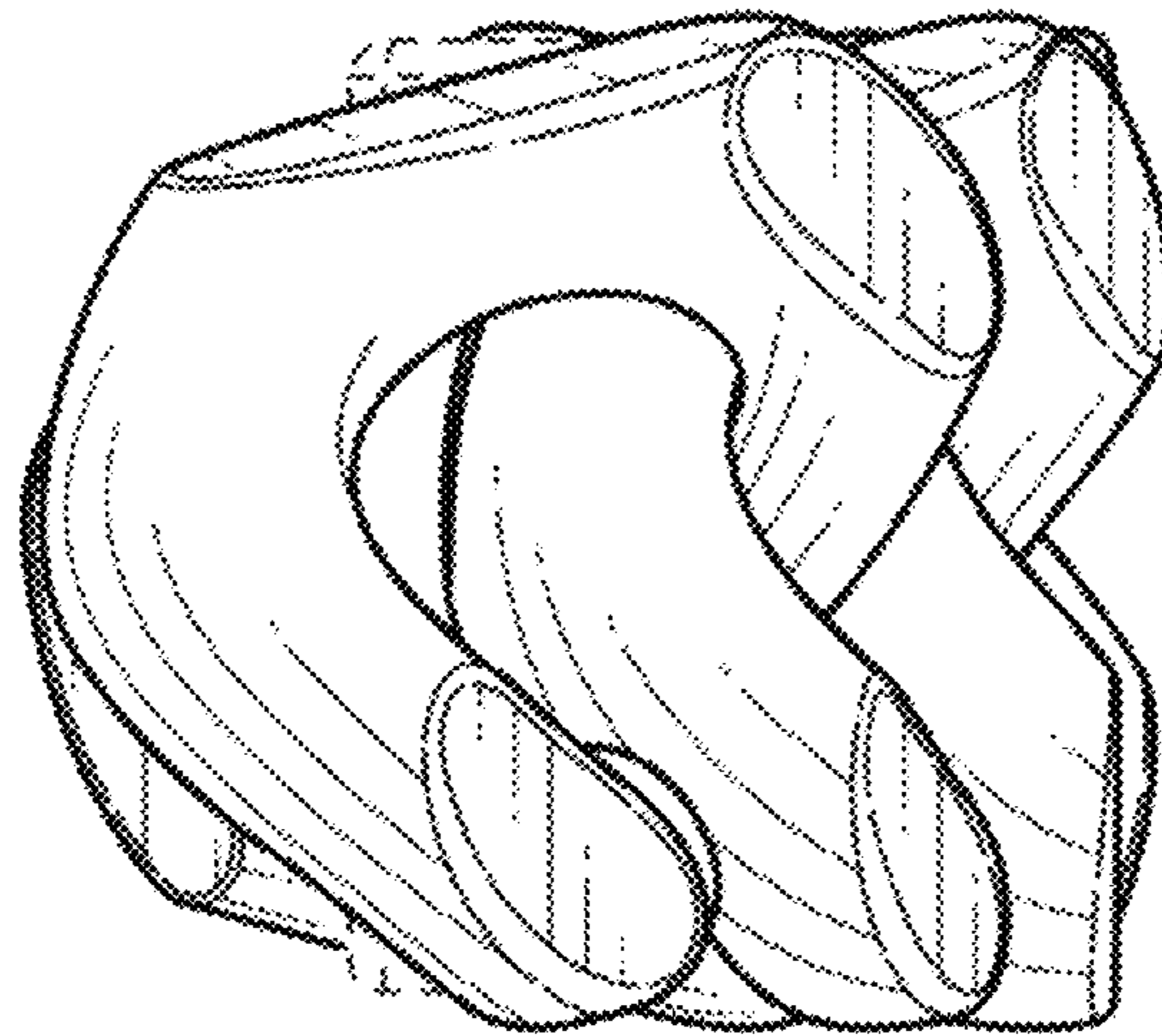
14



1.5

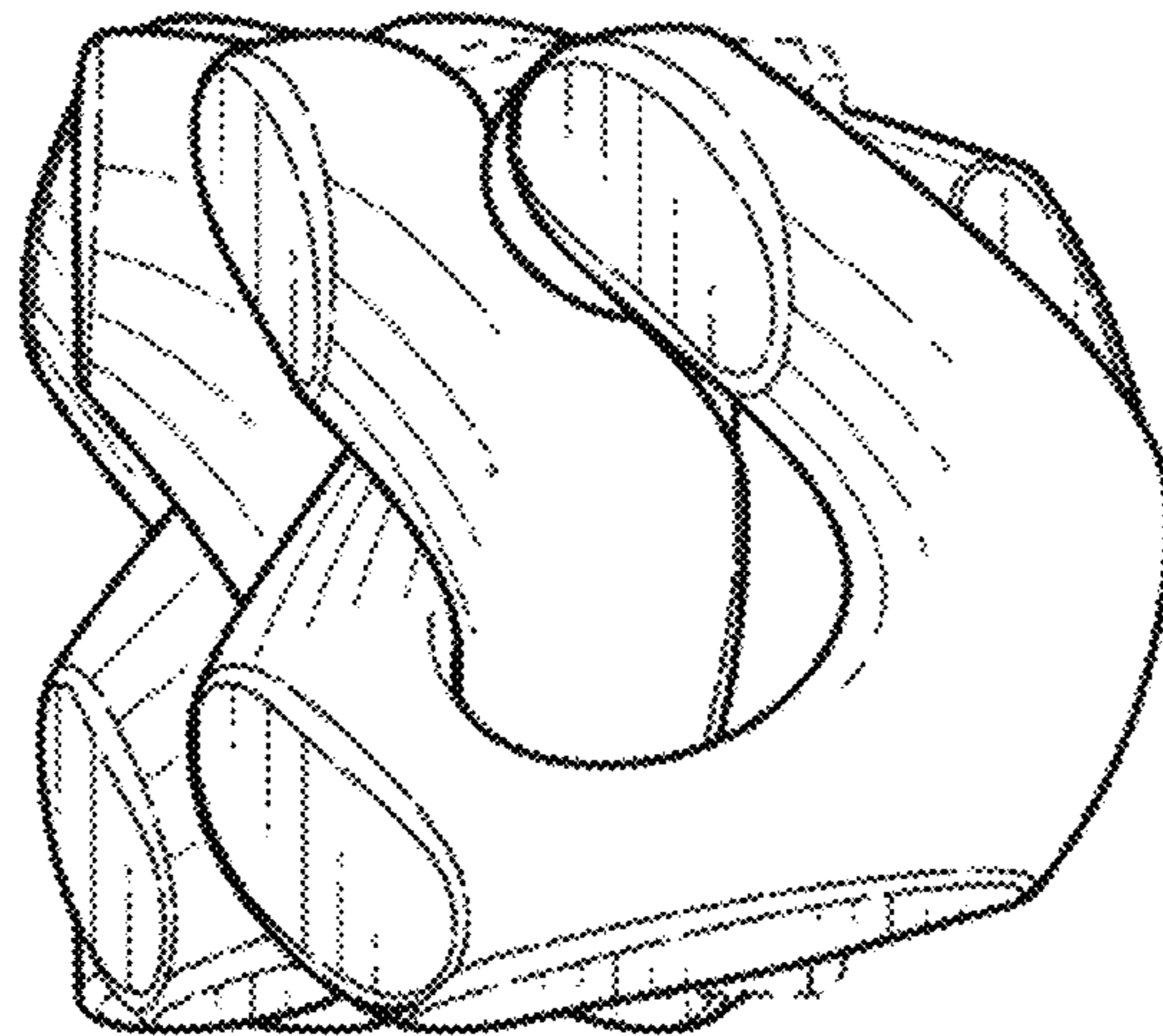


1.6





1.7



1.8

