



US00D897069S

(12) **United States Design Patent** (10) **Patent No.:** **US D897,069 S**
Pratt (45) **Date of Patent:** **** Sep. 29, 2020**

(54) **NURSING UPPER GARMENT**
(71) Applicant: **Elizabeth Marie Pratt**, Gardner, KS
(US)
(72) Inventor: **Elizabeth Marie Pratt**, Gardner, KS
(US)
(**) Term: **15 Years**
(21) Appl. No.: **29/677,556**
(22) Filed: **Jan. 22, 2019**
(51) **LOC (12) Cl.** **02-02**
(52) **U.S. Cl.**
USPC **D2/840**
(58) **Field of Classification Search**
USPC D2/728, 739, 840, 841
CPC A41B 1/00; A41C 3/04; A41D 1/215
See application file for complete search history.

(56) **References Cited**
U.S. PATENT DOCUMENTS
4,663,782 A * 5/1987 Knox A41D 1/215
2/104
5,103,501 A * 4/1992 Meisels A41B 9/00
2/104
D518,275 S * 4/2006 Hurt D2/717
7,712,152 B2 * 5/2010 Adamson A41C 3/04
2/104
D692,211 S * 10/2013 Lehmann A41C 3/04
D2/847

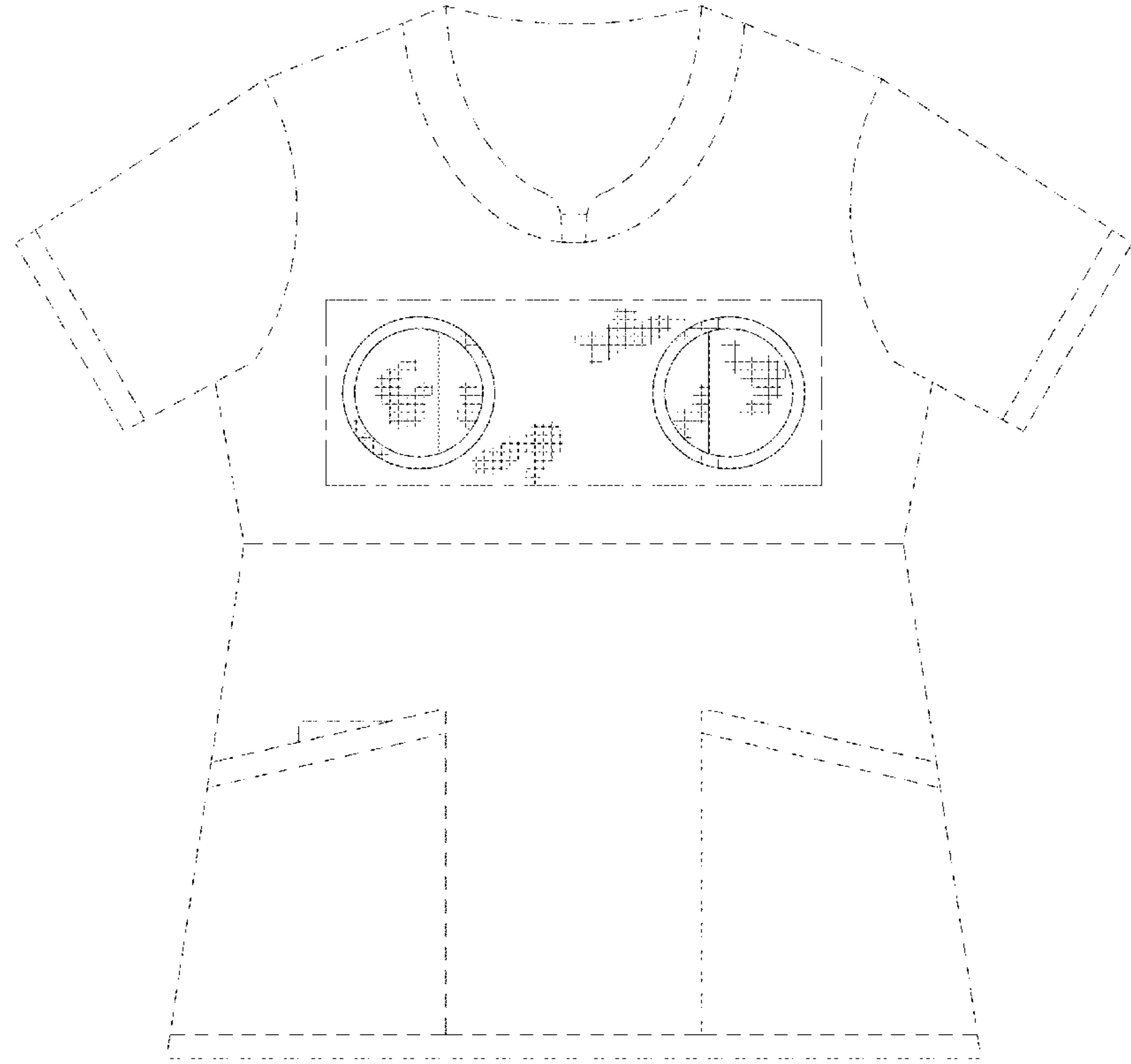
2016/0021939 A1* 1/2016 Taheri A41C 3/04
450/36
2018/0296741 A1* 10/2018 Hill A61M 1/062
* cited by examiner

Primary Examiner — Kevin K Rudzinski
Assistant Examiner — Amber J Rabie
(74) *Attorney, Agent, or Firm* — Dunlap Bennett &
Ludwig, PLLC

(57) **CLAIM**
The ornamental design for a nursing upper garment, as
shown and described.

DESCRIPTION
FIG. 1 is a front perspective view of a nursing upper
garment, showing my new design;
FIG. 2 is a front elevation view thereof;
FIG. 3 is a rear elevation view thereof, with the back of the
garment shown in broken lines removed for clarity of
disclosure;
FIG. 4 is a right-side elevation view thereof, the left-side
elevation view is a mirror image thereof;
FIG. 5 is a top plan view thereof; and,
FIG. 6 is a bottom plan view thereof.
The dash-dash broken lines shown in the drawings depict
portions of the nursing upper garment that form no part of
the claimed design. The alternating length dash-dot-dash
broken lines in the drawings depict the boundary of the
claimed design and it is understood that the claim extends to
the boundary that forms no part of the claimed design.

1 Claim, 4 Drawing Sheets



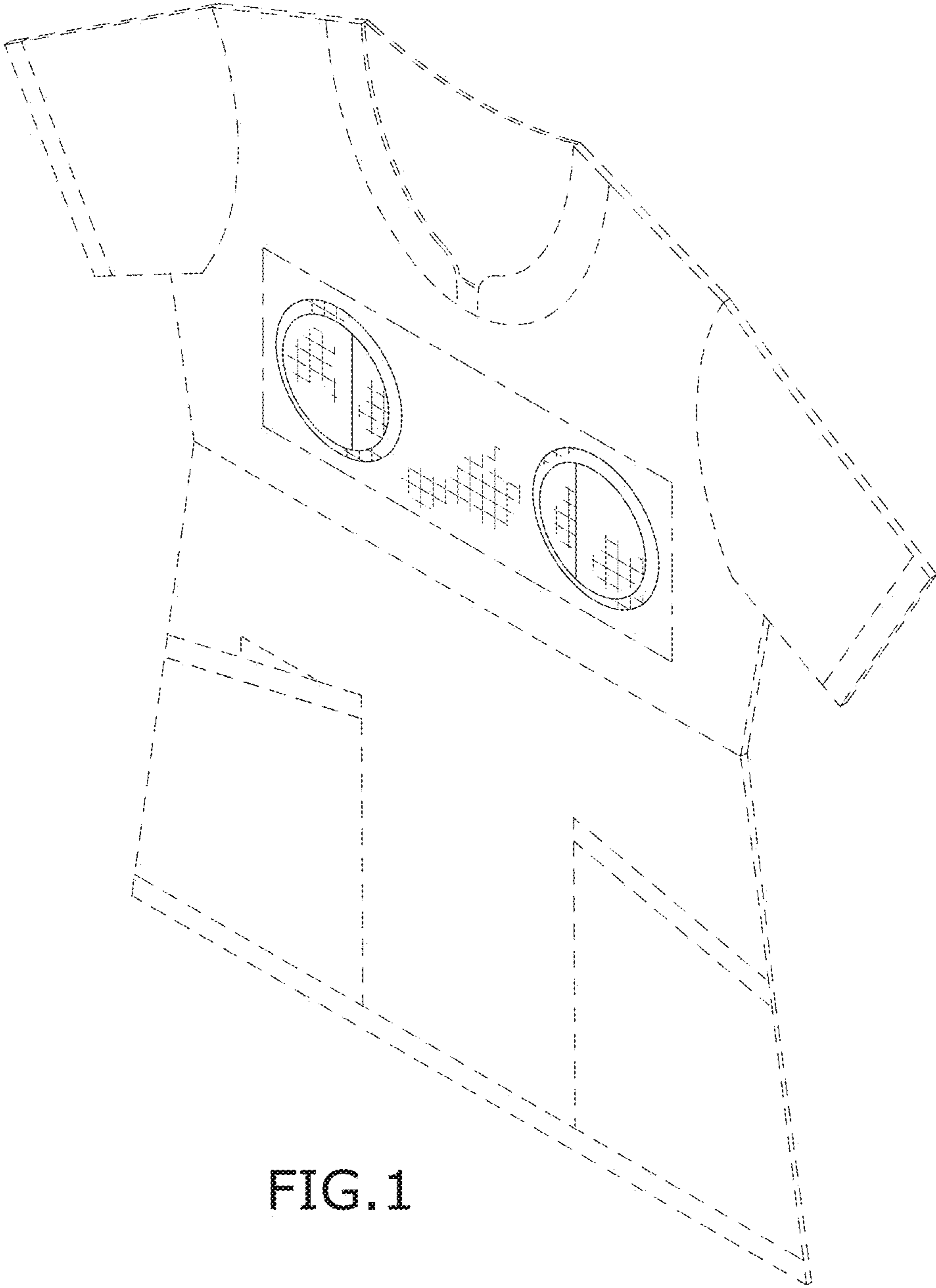


FIG.1

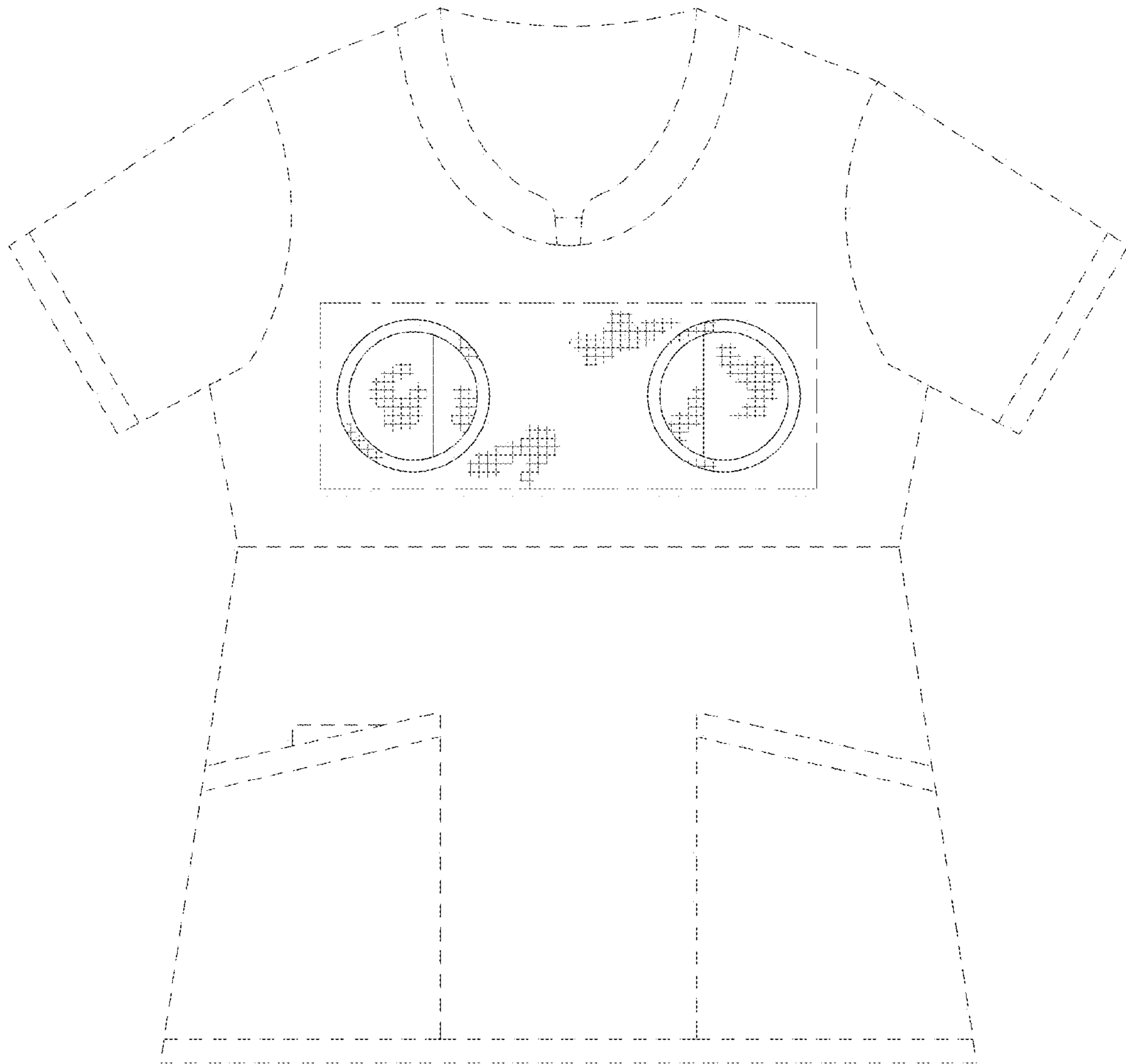


FIG.2

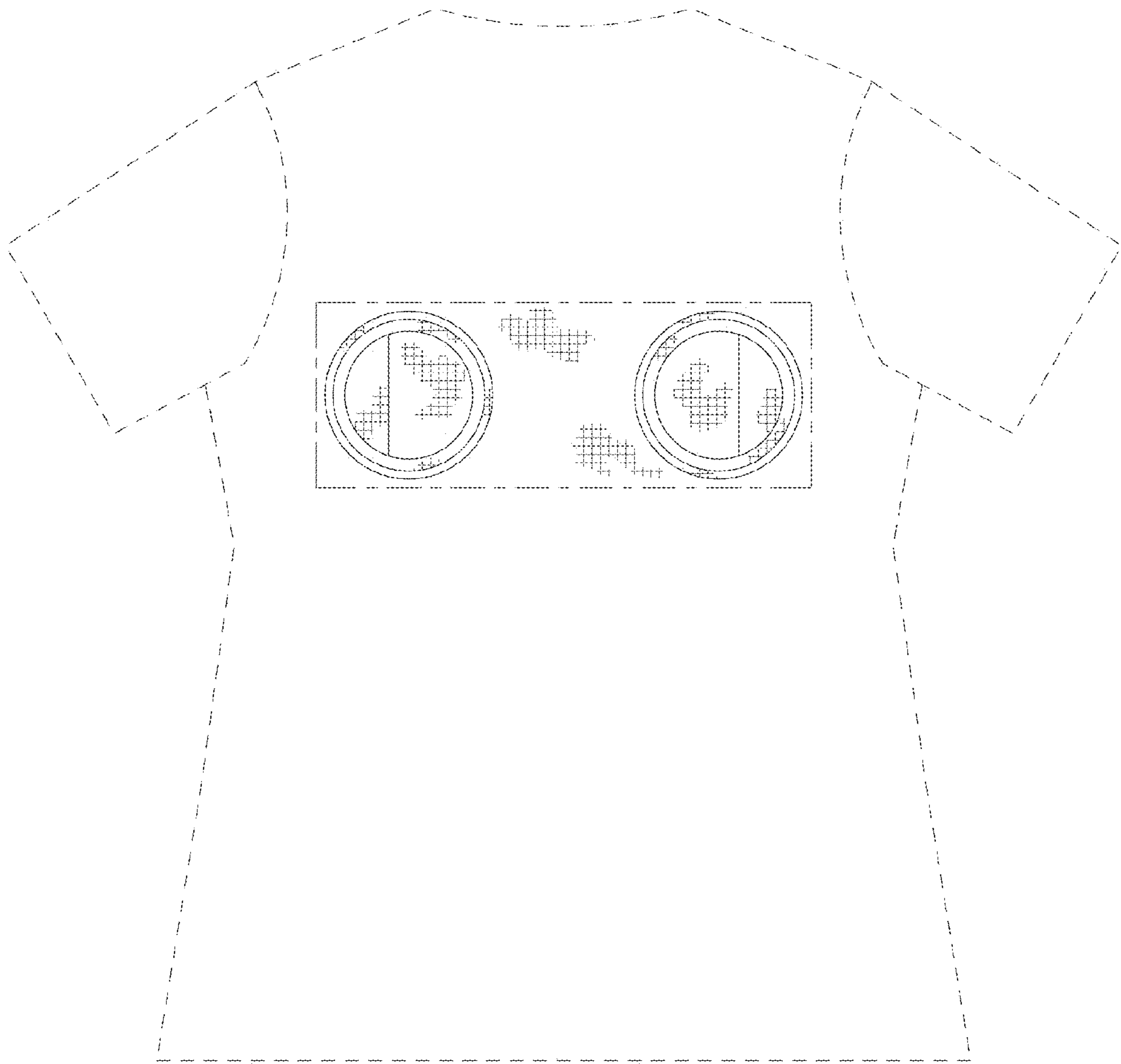


FIG.3

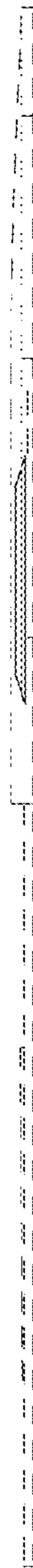


FIG. 4

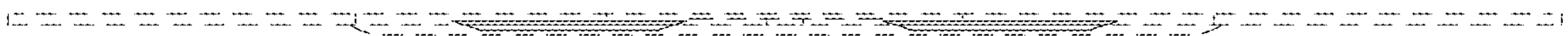


FIG. 5




FIG. 6