



US00D897048S

(12) **United States Design Patent**
Okayama

(10) **Patent No.:** **US D897,048 S**

(45) **Date of Patent:** **** Sep. 22, 2020**

(54) **PET CAGE**

(71) Applicant: **Iris Ohyama Inc.**, Sendai-shi, Miyagi (JP)

(72) Inventor: **Soma Okayama**, Kakuda (JP)

(73) Assignee: **IRIS OHYAMA INC.**, Sendai-shi (JP)

(**) Term: **15 Years**

(21) Appl. No.: **29/686,916**

(22) Filed: **Apr. 9, 2019**

(30) **Foreign Application Priority Data**

Oct. 15, 2018 (JP) 2018-022595

(51) **LOC (12) Cl.** **30-02**

(52) **U.S. Cl.**
USPC **D30/116**

(58) **Field of Classification Search**
USPC D30/108–117, 124, 125, 126, 127, 128, D30/199; D25/108–117, 124, 125, 126, D25/127, 128, 199; D6/49, 363, 332, D6/716.1; D21/300–307, 319, 335, 342, D21/386, 699, 705, 731, 771, 780, 789, D21/790, 791, 804, 805; D22/121, 126, D22/135, 146; 119/52.1, 52.2, 52.3, 52.4, 119/57.8, 57.9, 69.5, 421, 428, 429, 453, 119/459–464, 468, 469, 474, 475, 479, 119/482, 497, 498, 499, 501; 206/501; 292/80, 26; 446/126

CPC A01K 1/0035; A01K 1/034; A01K 31/06; A01K 31/08; E06B 9/02; E06B 9/04; E06B 9/0607; E06B 7/32

See application file for complete search history.

(56) **References Cited**

U.S. PATENT DOCUMENTS

D274,152 S * 6/1984 Fleming D30/116
4,762,085 A * 8/1988 Ondrasik A01K 1/08
119/474

5,544,619 A * 8/1996 Braun A01K 31/08
119/461
D382,374 S * 8/1997 Burks D30/114
D427,730 S * 7/2000 Powers D30/114
6,152,081 A * 11/2000 Baker A01K 1/034
119/474
6,457,438 B1 * 10/2002 Baker A01K 1/034
119/452

(Continued)

FOREIGN PATENT DOCUMENTS

JP 1305774 S 7/2007
JP 1568716 S 2/2017
JP 2018-113881 A 7/2018

OTHER PUBLICATIONS

A Notice of Allowance mailed by the Japanese Patent Office dated Jun. 5, 2019, which corresponds to Japanese Design Application No. 2018-022595 and is related to Design U.S. Appl. No. 29/686,916; with partial English translation.

Primary Examiner — Sandra S Snapp
Assistant Examiner — Mehri F. Bajoul
(74) *Attorney, Agent, or Firm* — Studebaker & Brackett PC

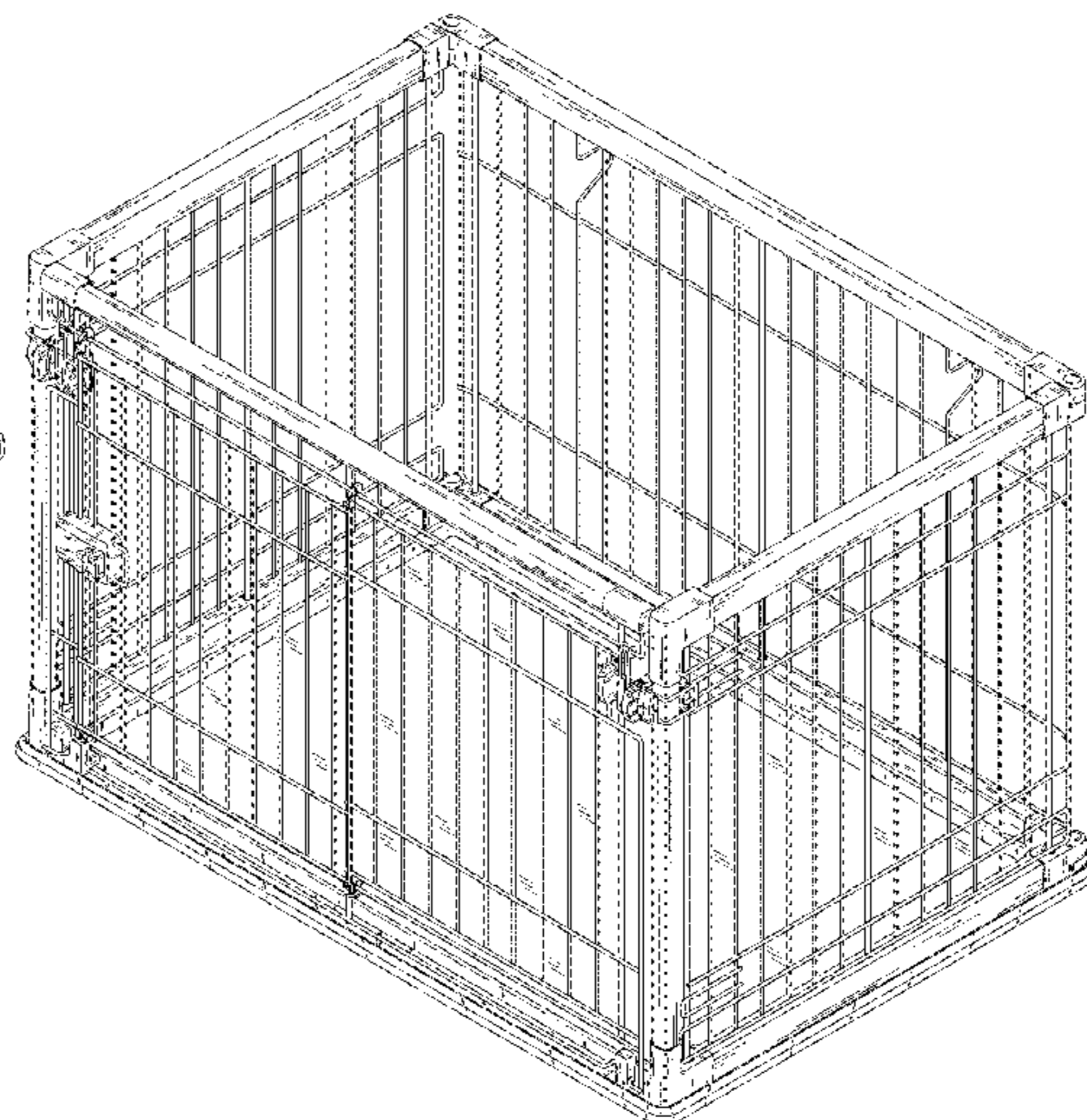
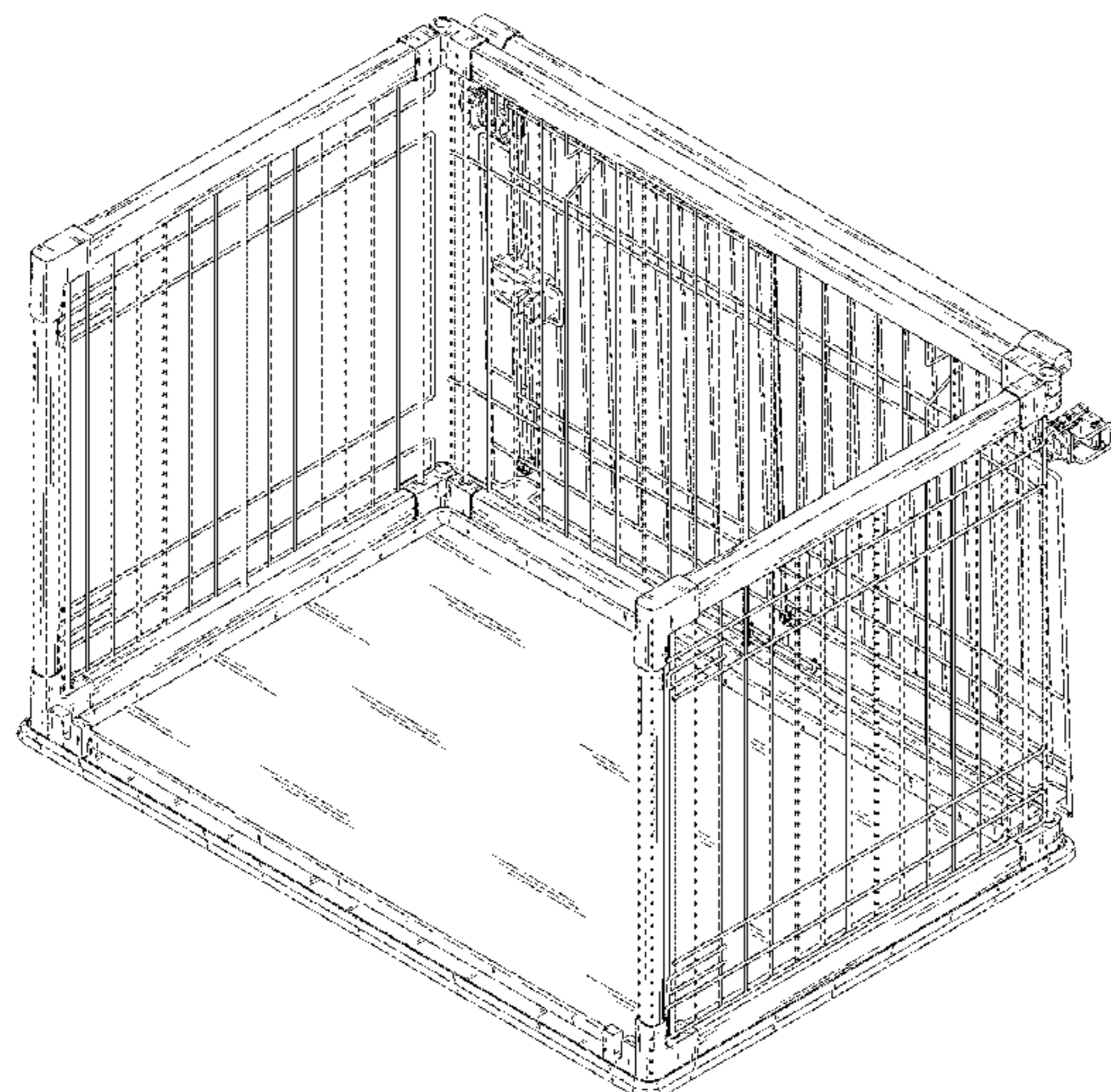
(57) **CLAIM**

The ornamental design for a pet cage, as shown and described.

DESCRIPTION

FIG. 1 is a front, top and right-side perspective view of a pet cage showing my new design;
FIG. 2 is a front view thereof;
FIG. 3 is a rear view thereof;
FIG. 4 is a top view thereof;
FIG. 5 is a bottom view thereof;
FIG. 6 is a right-side view thereof;
FIG. 7 is a left-side view thereof; and,
FIG. 8 is an in-use, reference perspective view thereof.

1 Claim, 8 Drawing Sheets



(56)

References Cited

U.S. PATENT DOCUMENTS

6,460,486 B1 * 10/2002 Powers A01K 1/0245
 119/452
 6,553,940 B1 * 4/2003 Powell A01K 1/00
 119/512
 D586,304 S * 2/2009 Robaina D13/184
 D611,201 S * 3/2010 Jakubowski D30/108
 D629,163 S * 12/2010 Sullivan D30/108
 D634,078 S * 3/2011 Lee D30/119
 D634,485 S * 3/2011 Clemmons D30/116
 D653,405 S * 1/2012 Cantwell D30/114
 D852,429 S * 6/2019 Rathman D30/114
 10,470,435 B2 * 11/2019 Fleming E05D 15/58
 2007/0000447 A1 * 1/2007 Jakubowski A01K 31/08
 119/453
 2010/0089336 A1 * 4/2010 Flannery A01K 1/0245
 119/498
 2017/0055489 A1 * 3/2017 Bin A01K 1/033
 2017/0071149 A1 * 3/2017 Northrop A01K 1/034
 2019/0191664 A1 * 6/2019 Xin A47B 13/04

* cited by examiner

FIG. 1

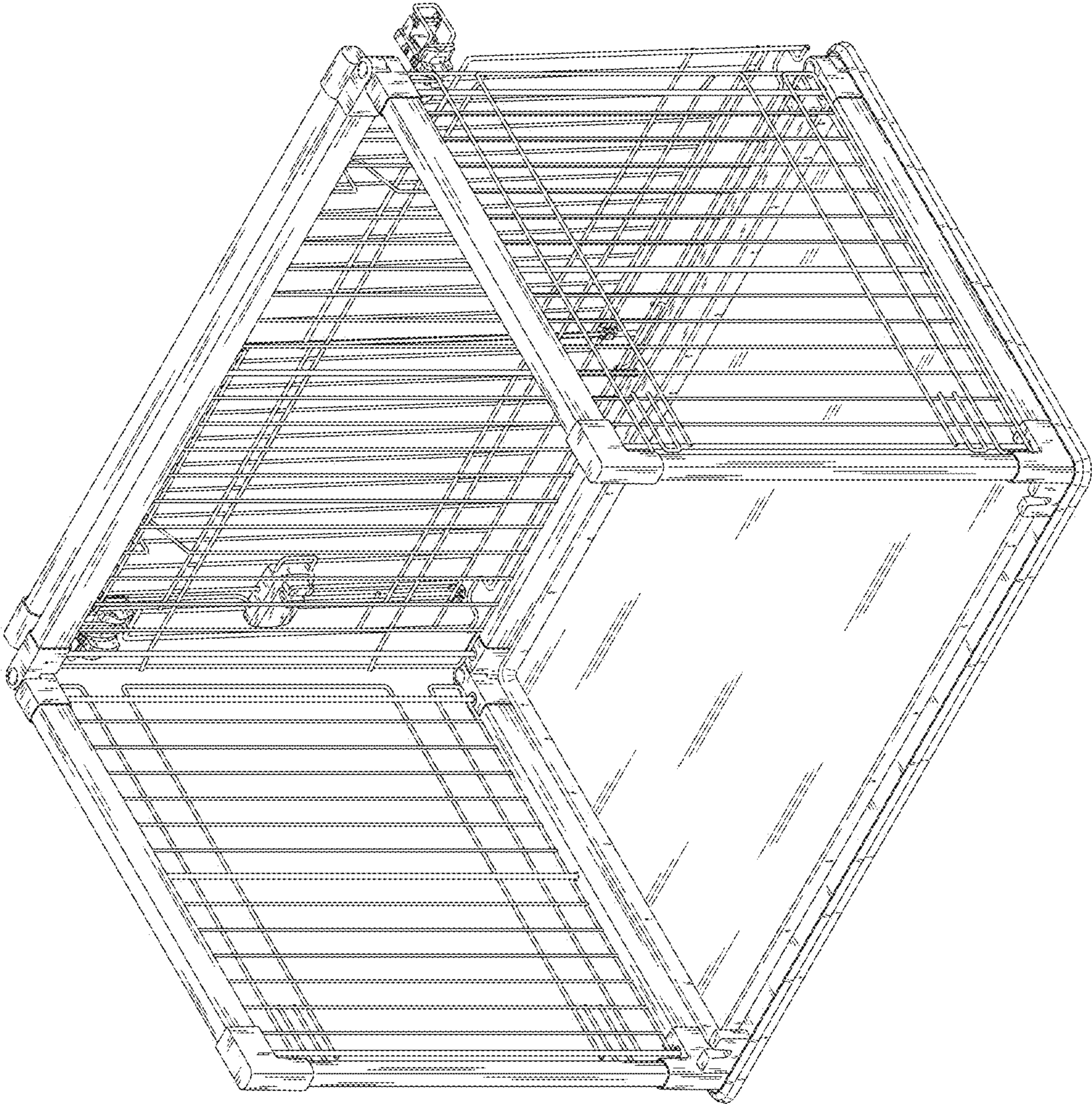


FIG. 2

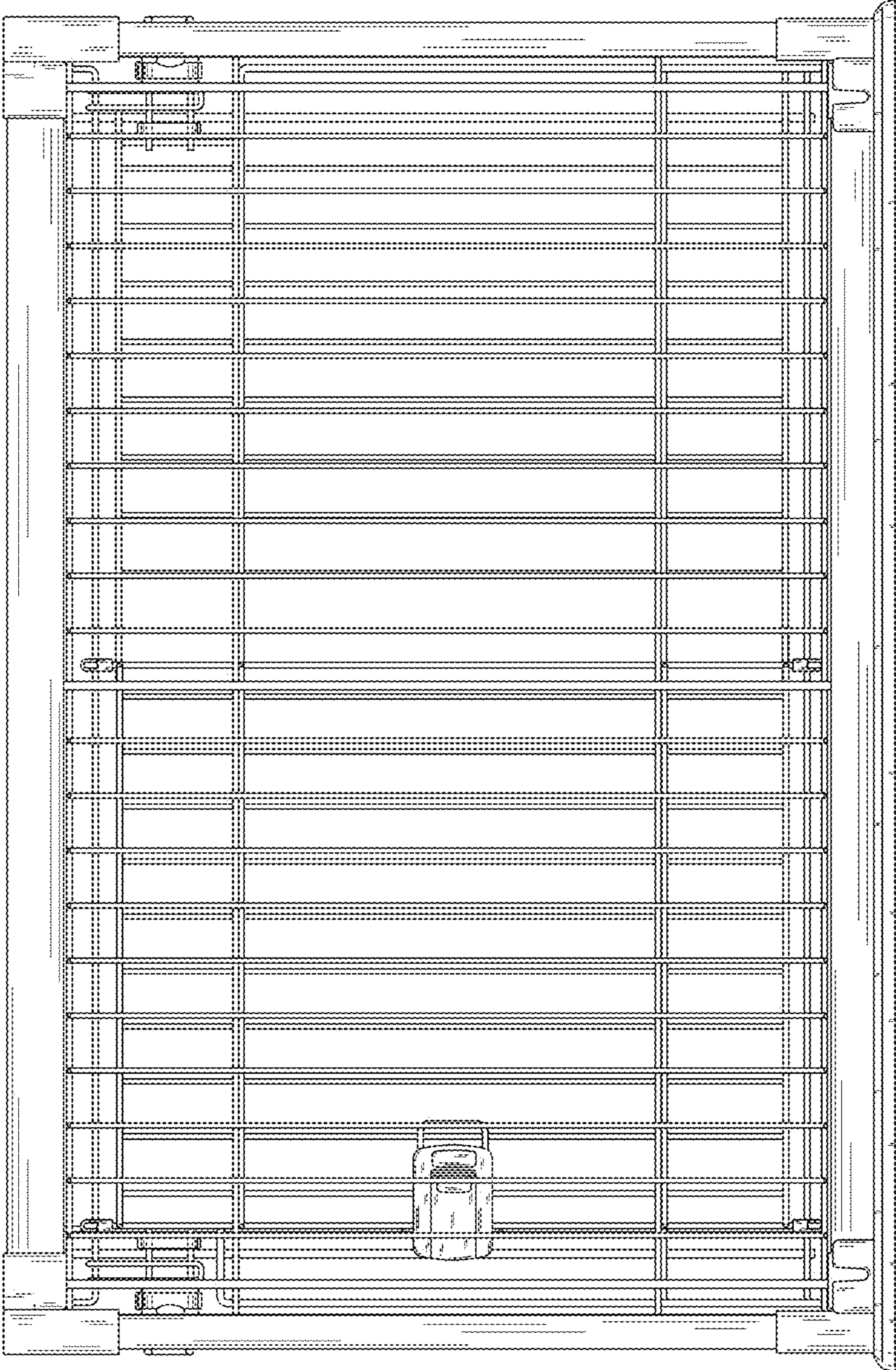


FIG. 3




FIG. 4




FIG. 5

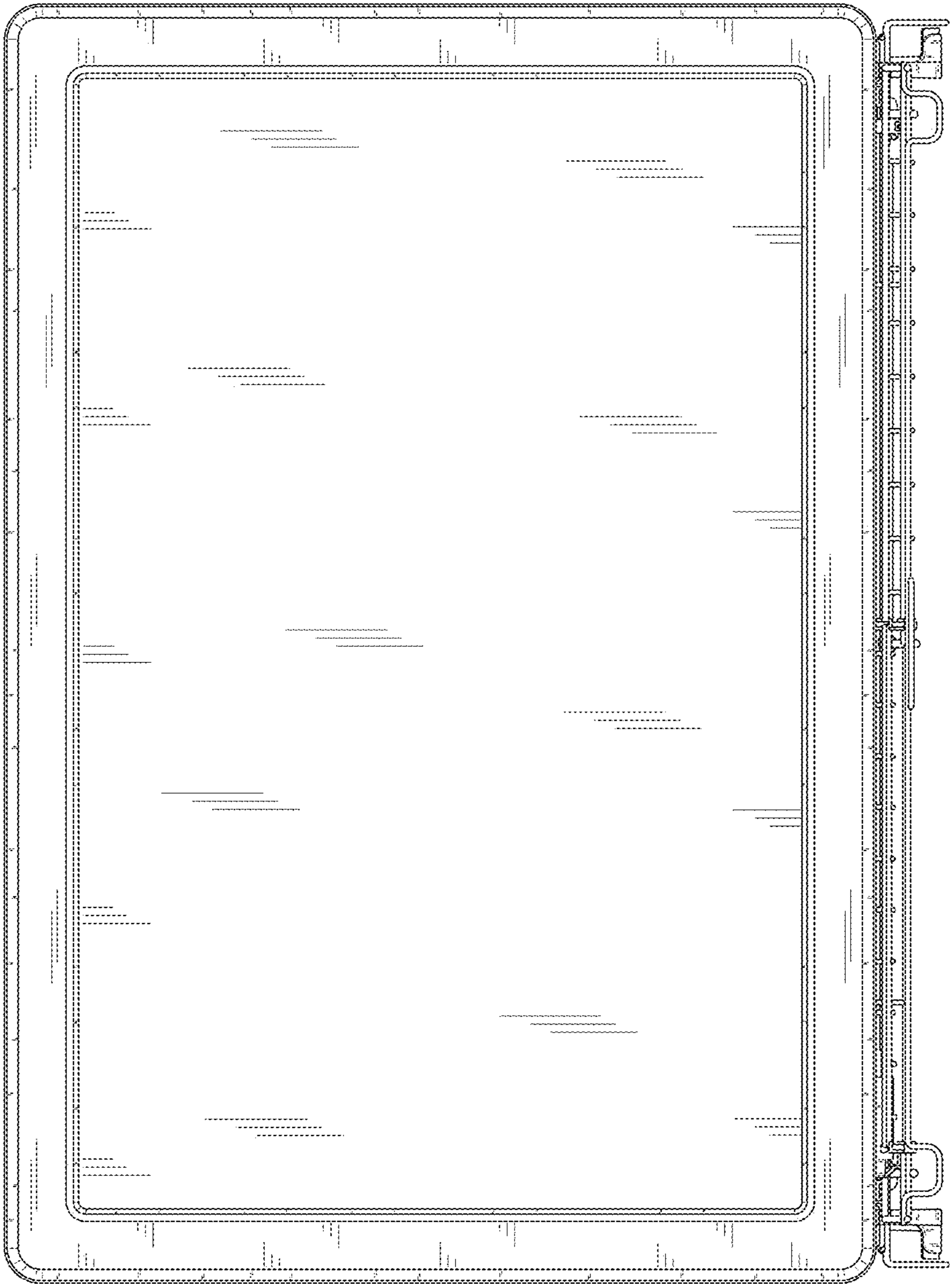


FIG. 6

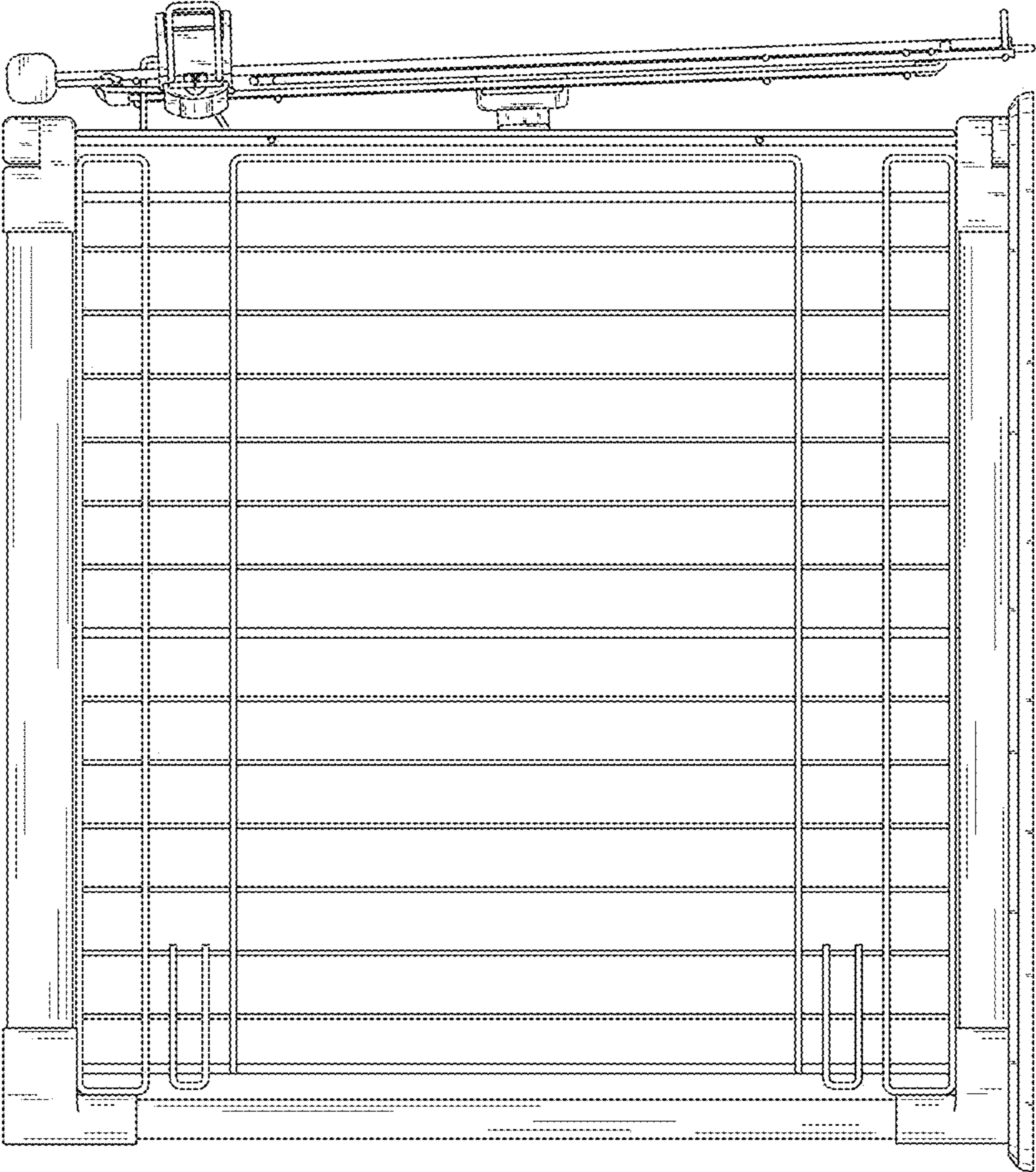


FIG. 7

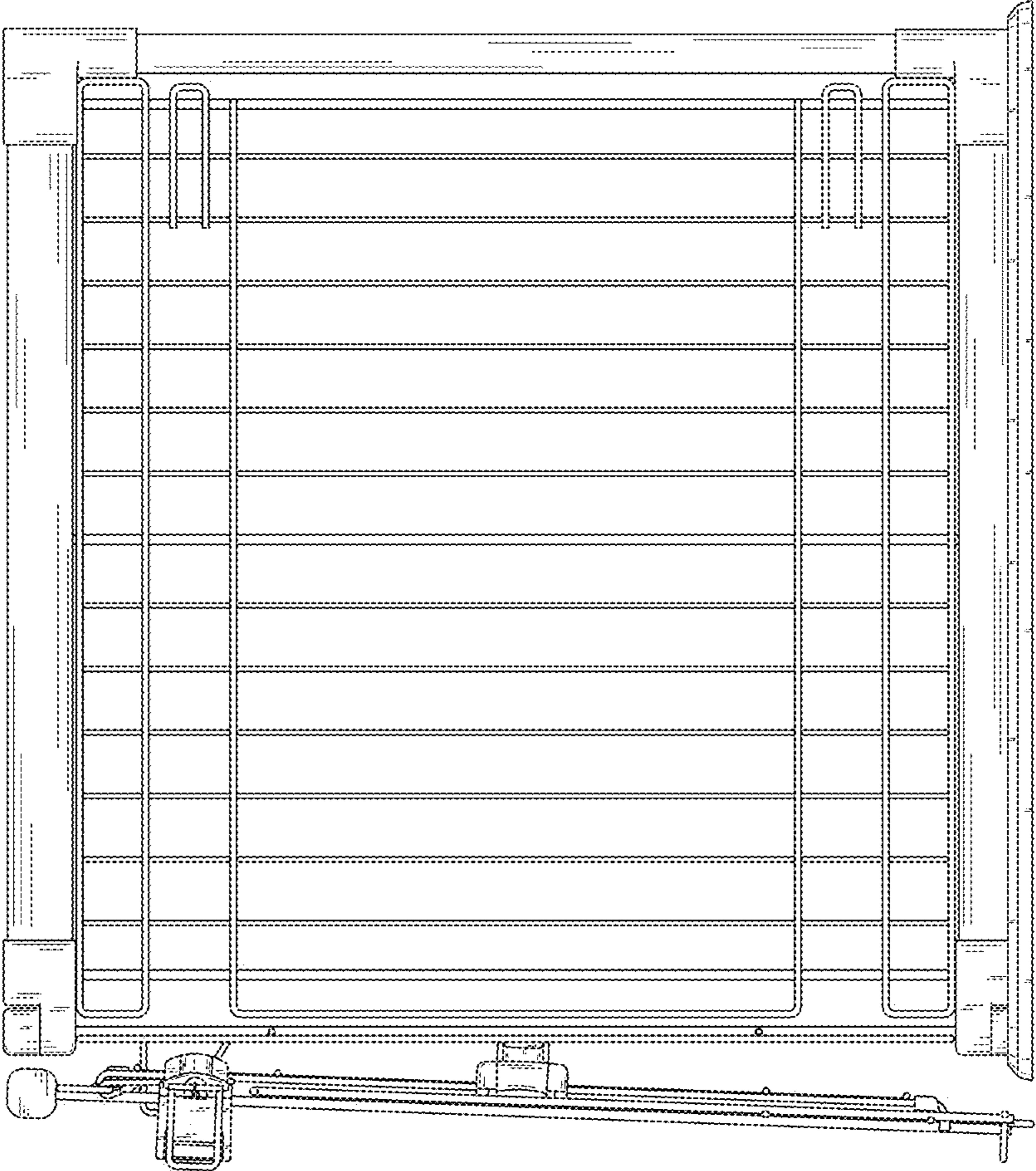


FIG. 8

