

US00D897034S

(12) **United States Design Patent**  
**Staff et al.**

(10) **Patent No.:** **US D897,034 S**

(45) **Date of Patent:** **\*\* Sep. 22, 2020**

(54) **HAIR DRYER**

(71) Applicant: **Follicle, LLC**, Milwaukee, WI (US)

(72) Inventors: **Erik Staff**, San Francisco, CA (US);  
**Eric Nelson**, Whitefish Bay, WI (US);  
**Christopher Rebholz**, Delafield, WI (US)

(73) Assignee: **Follicle, Inc.**, Milwaukee, WI (US)

(\*\*) Term: **15 Years**

(21) Appl. No.: **29/687,687**

(22) Filed: **Apr. 15, 2019**

(51) **LOC (12) Cl.** ..... **28-03**

(52) **U.S. Cl.**  
USPC ..... **D28/13**

(58) **Field of Classification Search**  
USPC ..... D28/12-19  
CPC ..... A45D 20/00; A45D 20/10; A45D 20/12;  
A45D 20/18  
See application file for complete search history.

(56) **References Cited**

**U.S. PATENT DOCUMENTS**

D296,140 S \* 6/1988 Snyder ..... D28/13  
D367,727 S \* 3/1996 Rittenhouse, Jr. .... D28/13

D380,818 S \* 7/1997 Yue ..... D23/332  
D586,037 S \* 2/2009 Smith ..... D28/13  
D651,341 S \* 12/2011 Schmitz ..... D28/13  
10,299,560 B1 \* 5/2019 Nelson ..... H01M 2/1022

\* cited by examiner

*Primary Examiner* — Zenia I Bennett

(74) *Attorney, Agent, or Firm* — James Joyce; Godfrey & Kahn, S.C.

(57) **CLAIM**

We claim the ornamental design for a hair dryer, as shown and described.

**DESCRIPTION**

FIG. 1 is a front perspective view of the hair dryer design; FIG. 2 is a rear perspective view of the hair dryer of FIG. 1; FIG. 3 is a front view of the hair dryer of FIG. 1; FIG. 4 is a rear view of the hair dryer of FIG. 1; FIG. 5 is a right side elevation view of the hair dryer of FIG. 1; FIG. 6 is a left side elevation view of the hair dryer of FIG. 1; FIG. 7 is a top view of the hair dryer of FIG. 1; and, FIG. 8 is a bottom view of the hair dryer of FIG. 1. The broken lines showing various aspects of the hair dryer in FIGS. 1-8 are for illustrative purposes only to show the placement of the claimed design and form no part of the claimed design.

**1 Claim, 7 Drawing Sheets**

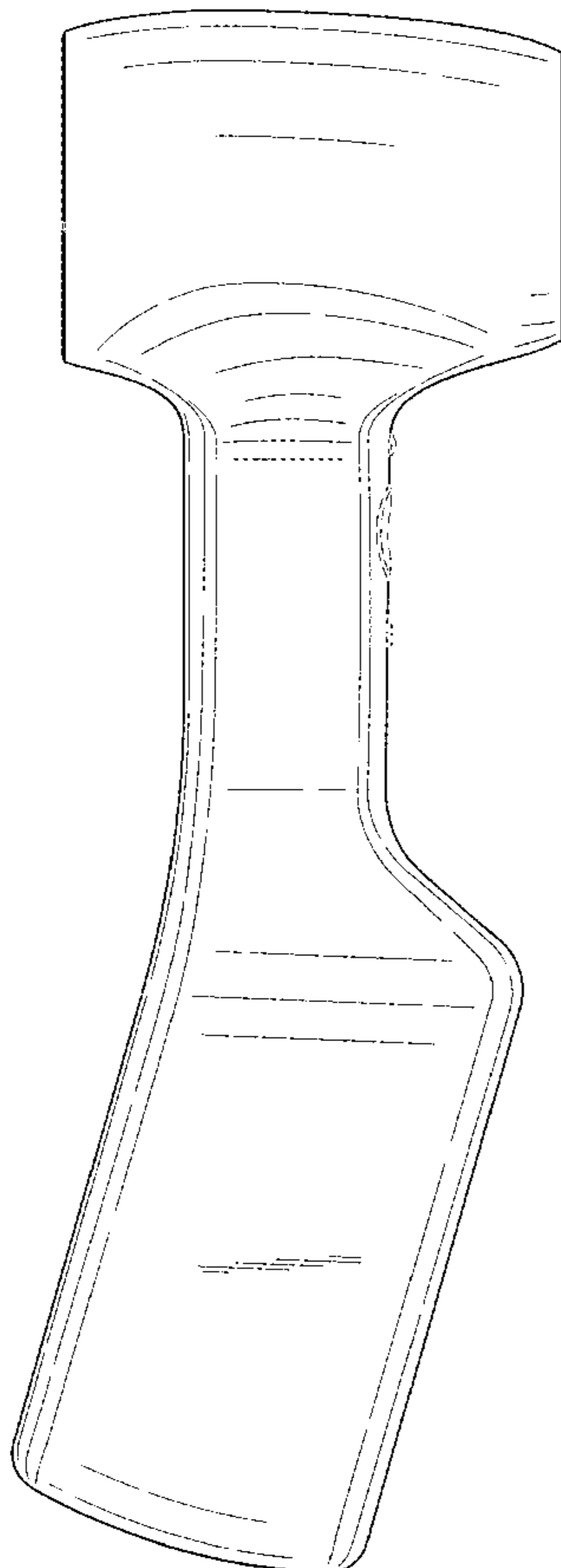




FIG. 1

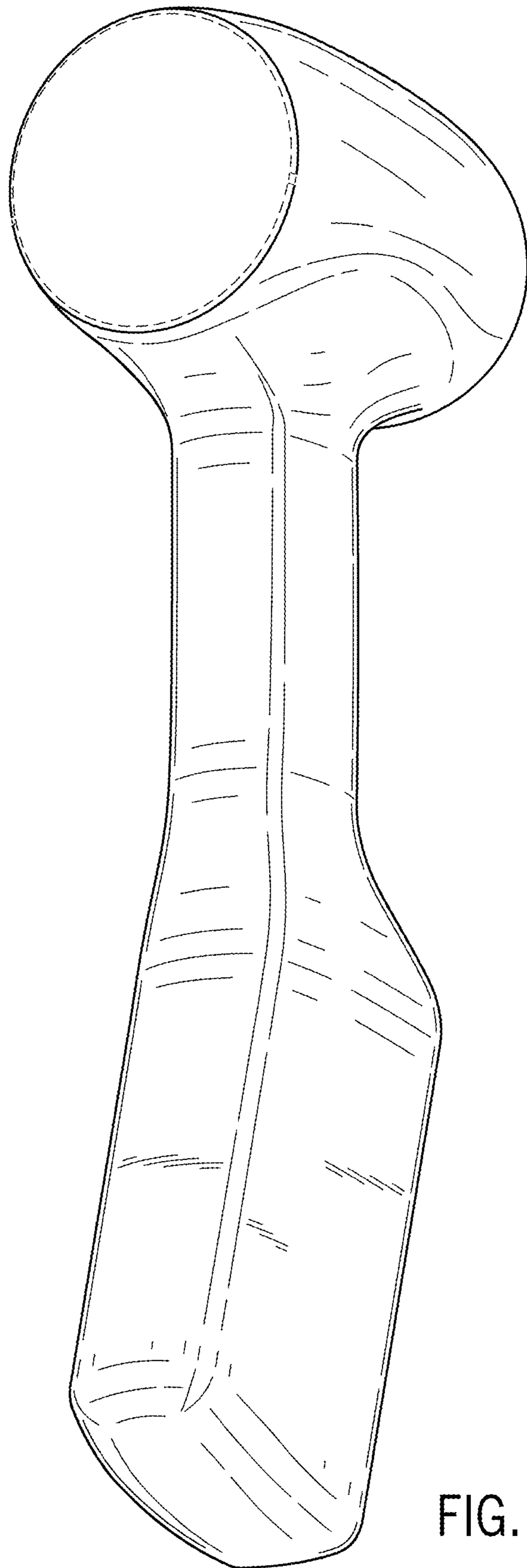


FIG. 2

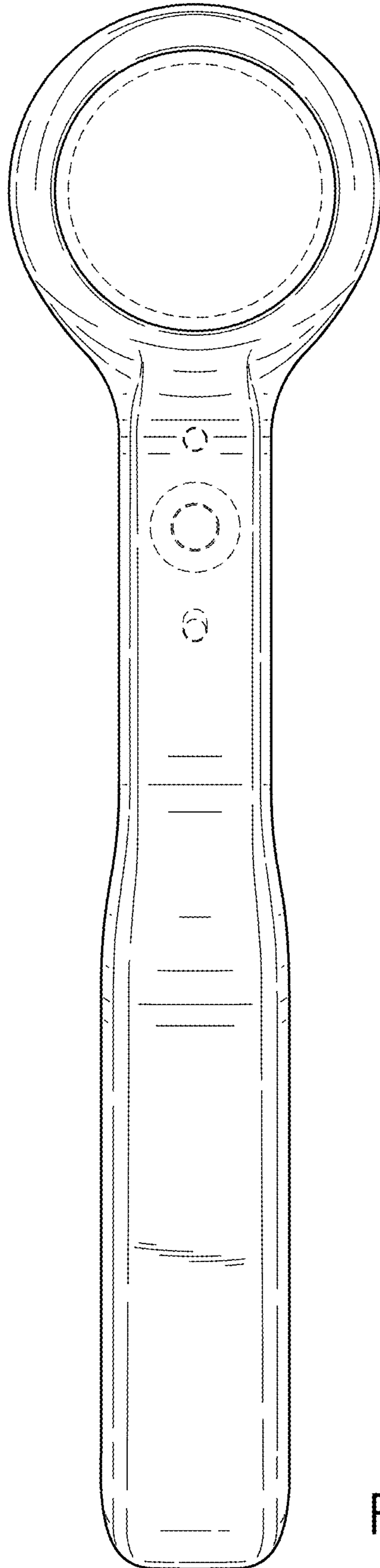


FIG. 3

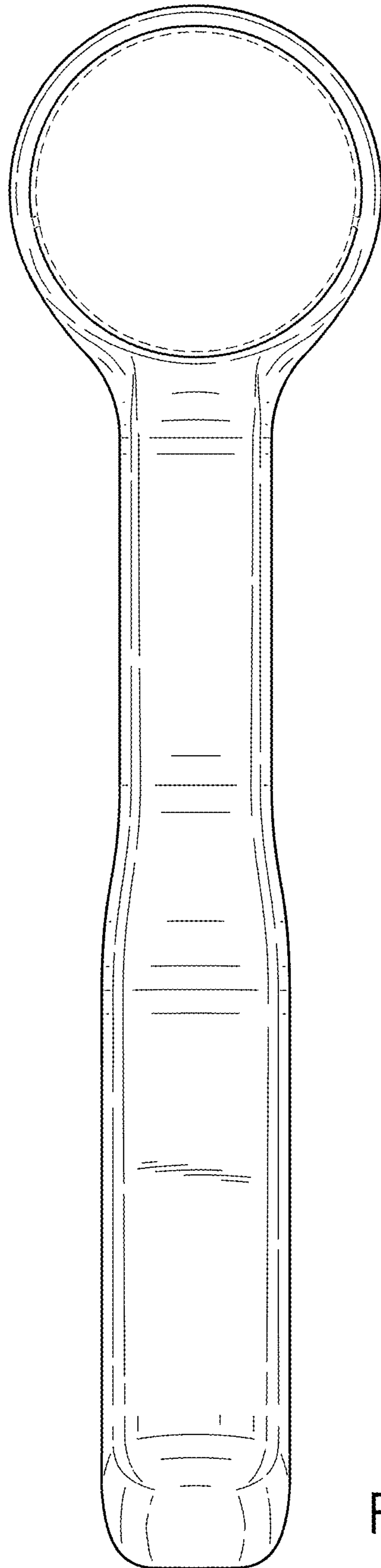


FIG. 4

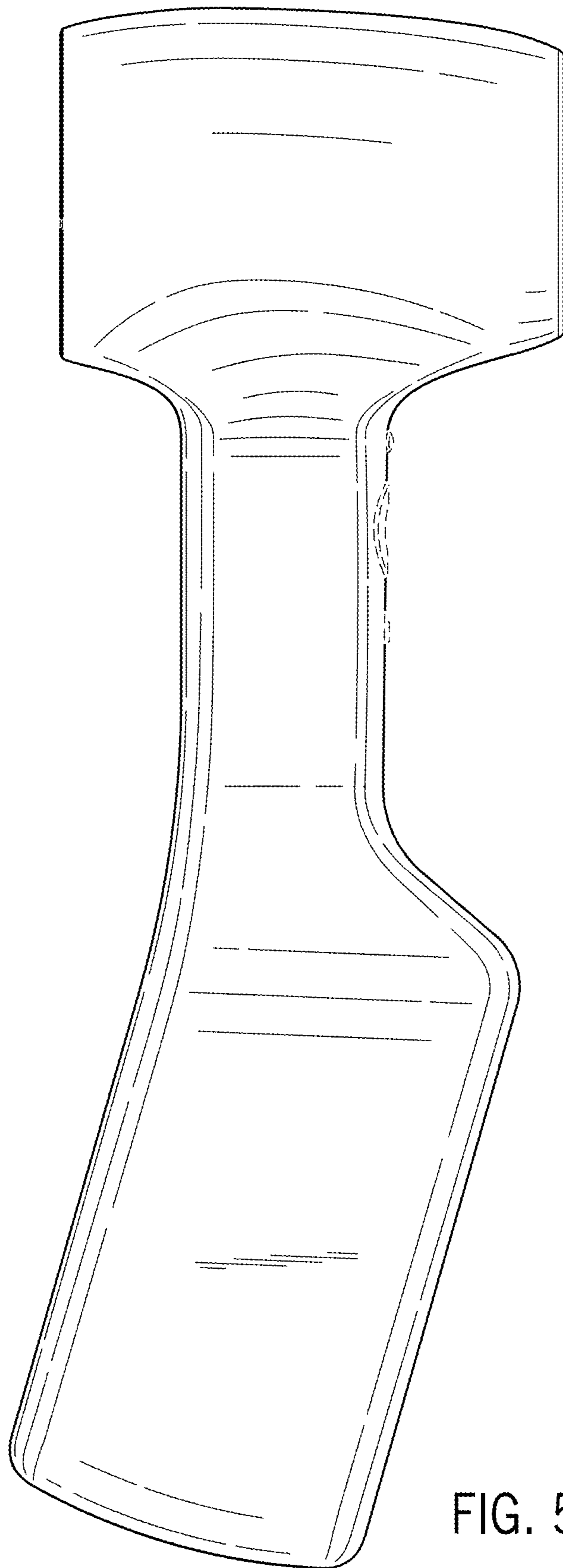


FIG. 5

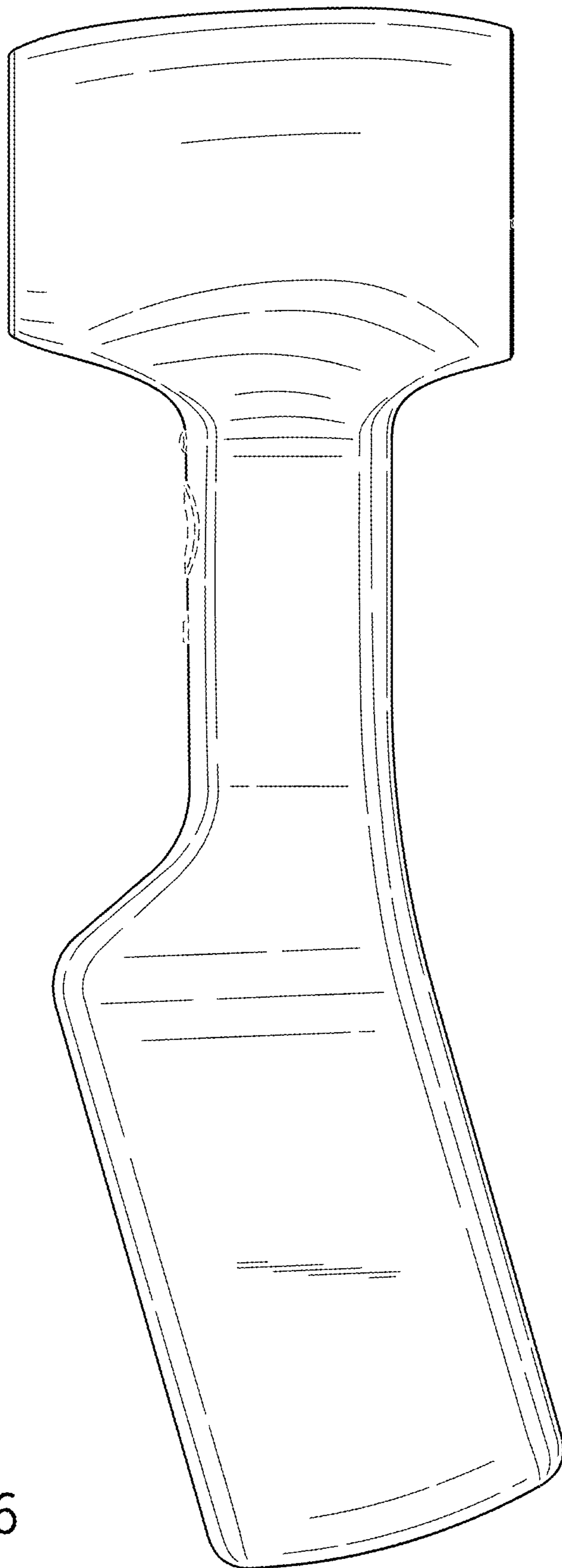


FIG. 6

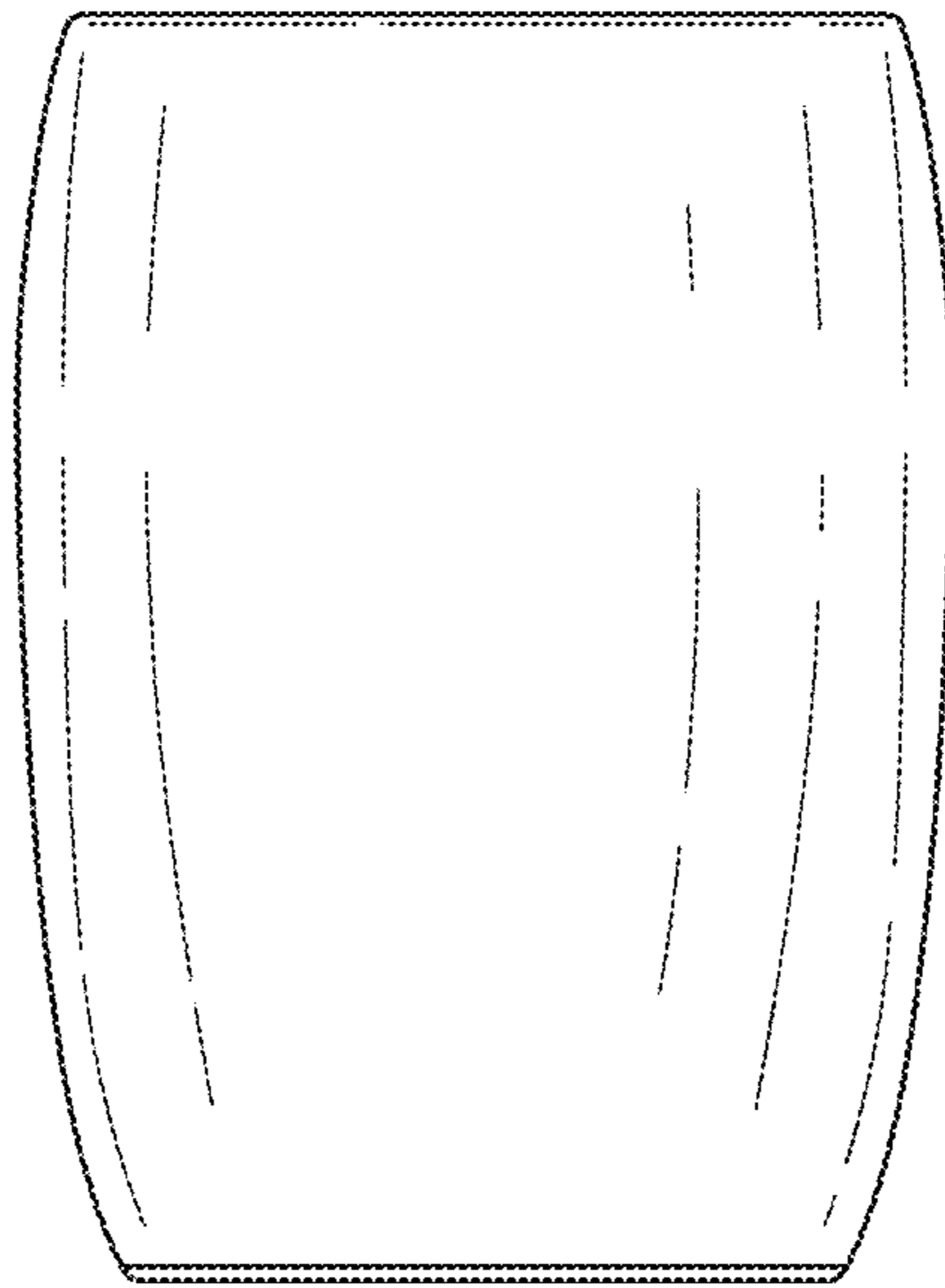


FIG. 7

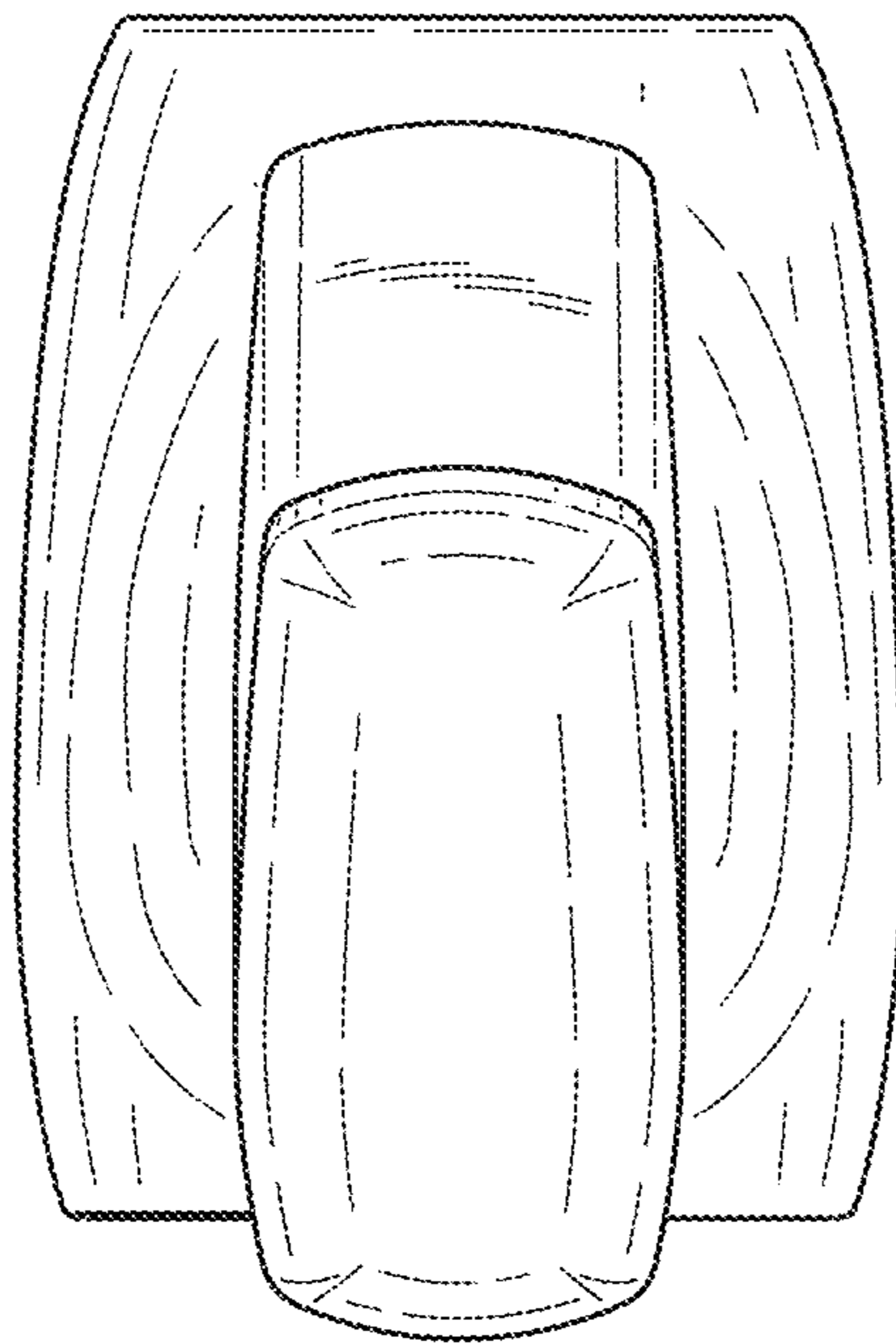


FIG. 8



UNITED STATES PATENT AND TRADEMARK OFFICE  
**CERTIFICATE OF CORRECTION**

PATENT NO. : D897,034 S  
APPLICATION NO. : 29/687687  
DATED : September 22, 2020  
INVENTOR(S) : Erik Stafl et al.

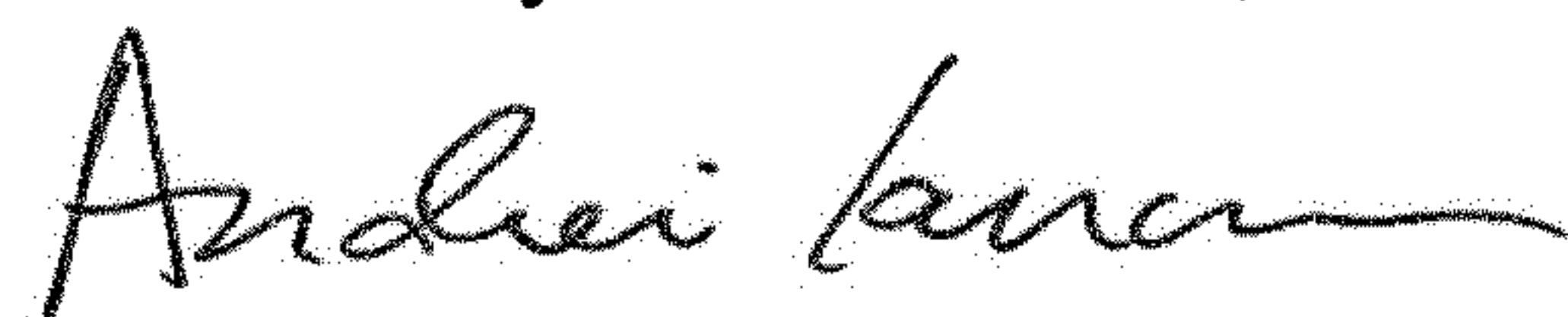
Page 1 of 1

It is certified that error appears in the above-identified patent and that said Letters Patent is hereby corrected as shown below:

On the Title Page

Item (72), --Marcos L. Nolan, Hayward, CA (US)-- should be added to the list of inventors.

Signed and Sealed this  
Tenth Day of November, 2020



Andrei Iancu  
*Director of the United States Patent and Trademark Office*