



US00D896999S

(12) **United States Design Patent** (10) **Patent No.:** **US D896,999 S**
Meyer (45) **Date of Patent:** **** Sep. 22, 2020**

(54) **DIRECTIONAL FLOOR TILE**

(56) **References Cited**

(71) Applicant: **Raymond & Lae Engineering, Inc.**,
Fort Collins, CO (US)

(72) Inventor: **Gary Meyer**, Berthoud, CO (US)

(**) Term: **15 Years**

(21) Appl. No.: **29/680,455**

(22) Filed: **Feb. 15, 2019**

U.S. PATENT DOCUMENTS

D253,968 S *	1/1980	Bogan	D25/155
D273,998 S *	5/1984	Ballantine	D25/155
8,733,060 B2 *	5/2014	Curtin	E04F 15/02405
			52/664
9,376,809 B1 *	6/2016	Trover	E04B 5/02
9,822,494 B1 *	11/2017	Bartley, II	E01C 9/10

* cited by examiner

Primary Examiner — Doris Clark

(74) *Attorney, Agent, or Firm* — Cochran Freund & Young LLC; William W. Cochran

Related U.S. Application Data

(63) Continuation of application No. 15/849,141, filed on Dec. 20, 2017, now Pat. No. 10,219,414, which is a continuation of application No. 15/074,711, filed on Mar. 18, 2016, now Pat. No. 9,930,813.

(51) **LOC (12) Cl.** **25-01**

(52) **U.S. Cl.**
USPC **D25/155**

(58) **Field of Classification Search**
USPC D25/155
CPC .. E04C 2/42; E04C 2/427; E04C 2/421; F16S 3/00; H05K 5/0243; H05K 5/03; H05K 9/0086; E04F 15/02194; E04F 15/024; E04F 15/02405; E04F 15/02417; E04F 14/02

See application file for complete search history.

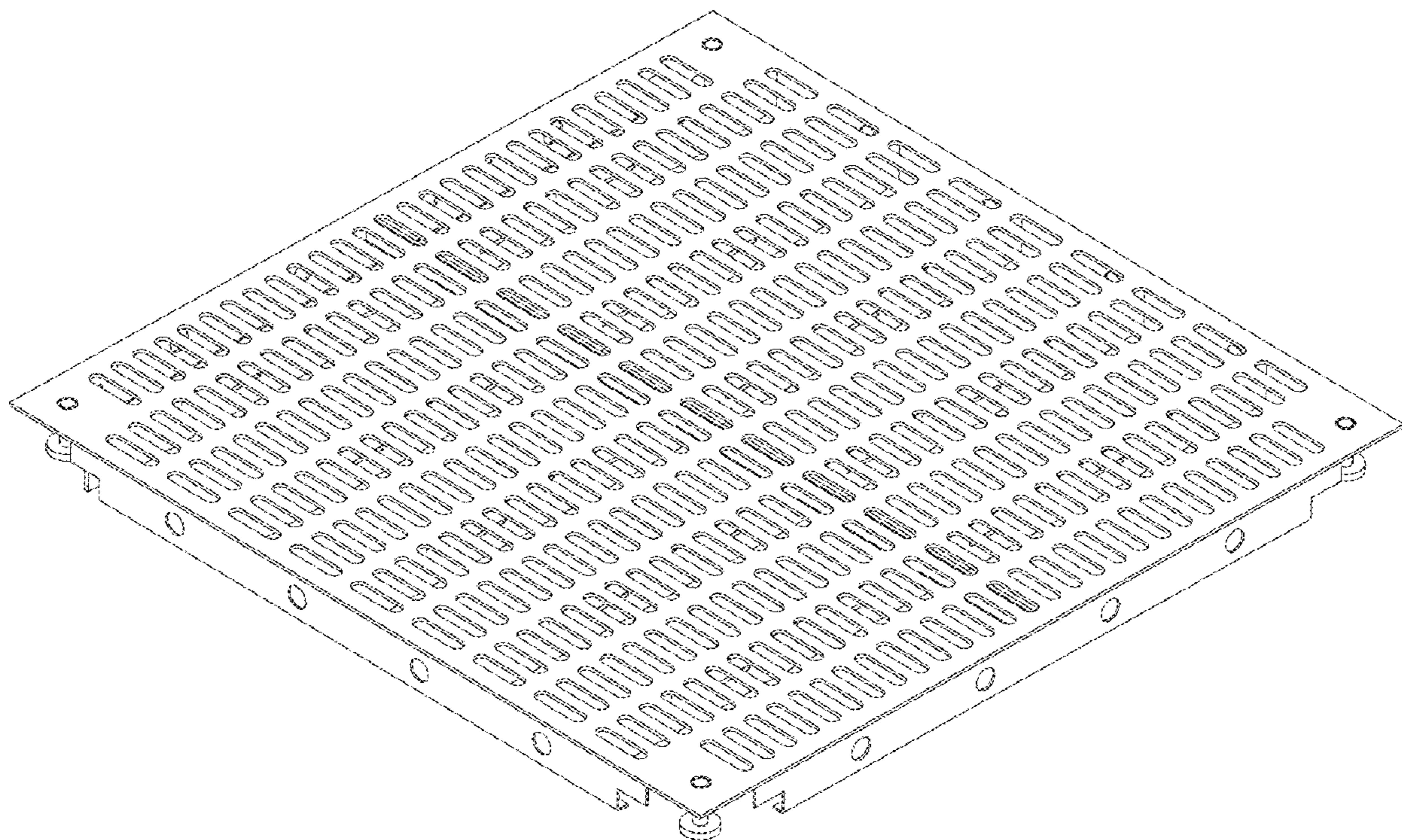
(57) **CLAIM**

The ornamental design for a directional floor tile, as shown and described.

DESCRIPTION

FIG. 1 is a top isometric view of a directional floor tile. FIG. 2 is a bottom isometric view of the directional floor tile. FIG. 3 is a top view of the directional floor tile. FIG. 4 is a bottom view of the directional floor tile. FIG. 5 is a front view of the directional floor tile. FIG. 6 is a rear side view of the directional floor tile. FIG. 7 is a left side view of the directional floor tile; and, FIG. 8 is a right side view of the directional floor tile.

1 Claim, 8 Drawing Sheets



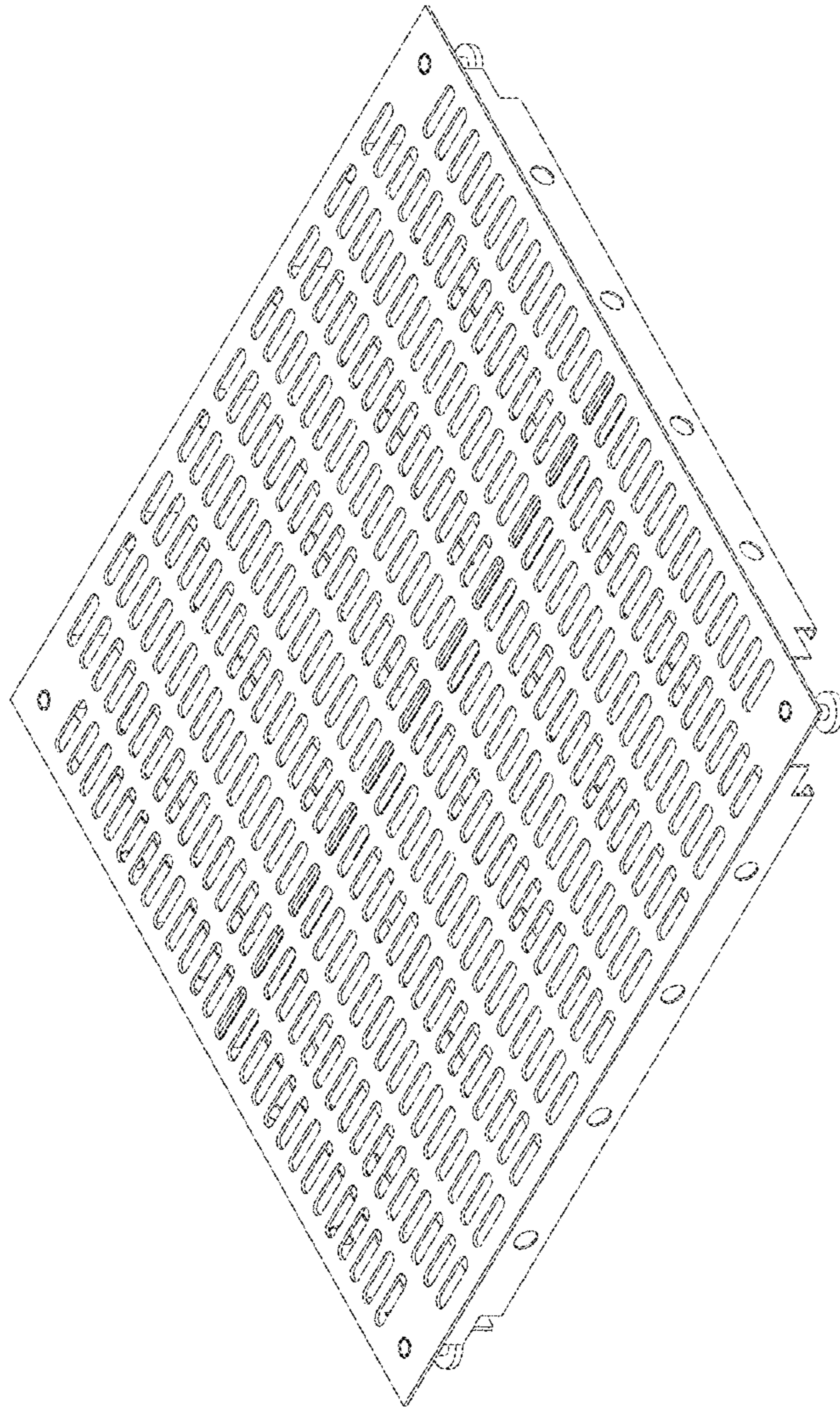


FIG. 1

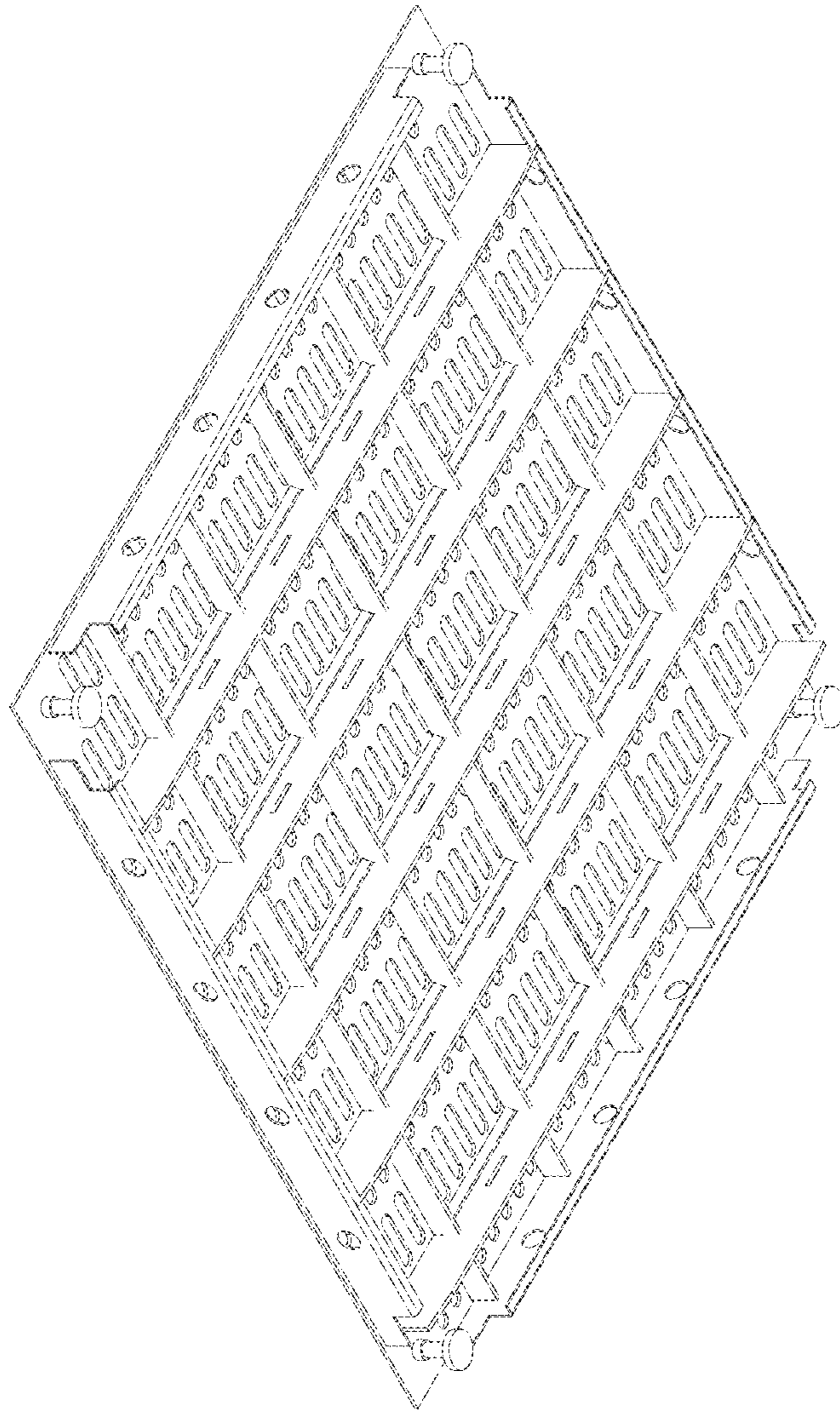


FIG. 2




FIG. 3




FIG. 4




FIG. 5




FIG. 6



FIG. 7




FIG. 8