

US00D896994S

(12) **United States Design Patent**
Lorenz

(10) **Patent No.:** **US D896,994 S**

(45) **Date of Patent:** **** Sep. 22, 2020**

(54) **CONCRETE SLAB**

(71) Applicant: **Alexander Lorenz**, Wyckoff, NJ (US)

(72) Inventor: **Alexander Lorenz**, Wyckoff, NJ (US)

(73) Assignee: **Alexander Lorenz**, Wyckoff, NJ (US)

(**) Term: **15 Years**

(21) Appl. No.: **29/619,978**

(22) Filed: **Oct. 3, 2017**

(51) **LOC (12) Cl.** **25-01**

(52) **U.S. Cl.**

USPC **D25/113; D25/138**

(58) **Field of Classification Search**

USPC D25/112, 113, 138, 139, 140, 144, 149,
D25/150, 151, 157, 163, 164; D1/121;
249/16; 404/42, 44

CPC E04C 5/00; E04C 5/06; E04B 2/84; E01C
13/04; E01C 2201/02

See application file for complete search history.

(56) **References Cited**

U.S. PATENT DOCUMENTS

- 150,710 A * 5/1874 Prindle E01C 5/00
404/19
- 245,284 A * 8/1881 Detrick E04B 2/84
264/34
- D34,519 S * 5/1901 Simon D1/121
- 1,815,608 A * 7/1931 Birdsall E04F 13/147
264/133
- 1,859,539 A * 5/1932 Slidell C04B 38/064
52/596
- 3,516,340 A * 6/1970 Perkins E01C 19/43
404/75
- 3,802,142 A * 4/1974 Fehr E04B 9/0471
52/314
- 3,841,958 A * 10/1974 Delorme B29C 44/186
428/117
- 4,262,296 A * 4/1981 Shealy H01L 29/1058
257/267

- 4,343,015 A * 8/1982 Baliga H01L 29/1025
257/267
- 4,788,778 A * 12/1988 Fernwood F26B 5/045
34/143
- 4,871,220 A * 10/1989 Kohin G01J 5/08
359/350
- 5,054,957 A * 10/1991 Johnson, II E01C 5/00
404/41
- 5,076,534 A * 12/1991 Adam F16M 5/00
248/678

(Continued)

OTHER PUBLICATIONS

Concrete Pool Deck Repair and Resurfacing | RenuKrete (on-line), no date available. Retrieved from Internet Oct. 15, 2019, URL: <https://www.renukrete.com/pool-deck-resurfacing> (2 pages).*

(Continued)

Primary Examiner — Kimberly Barnes

(74) *Attorney, Agent, or Firm* — Davis, Malm & D'Agostine, P.C.; Richard L. Sampson

(57)

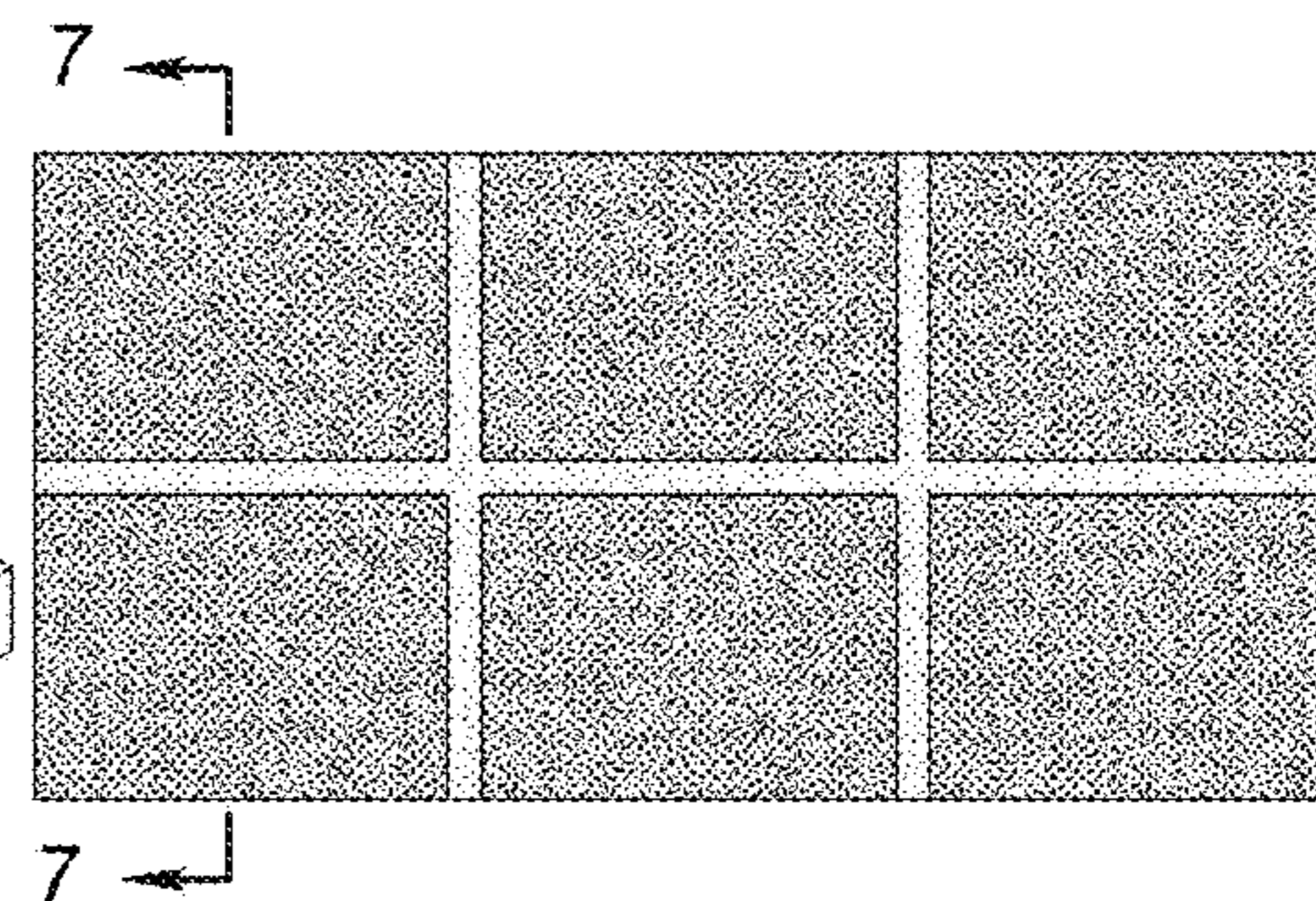
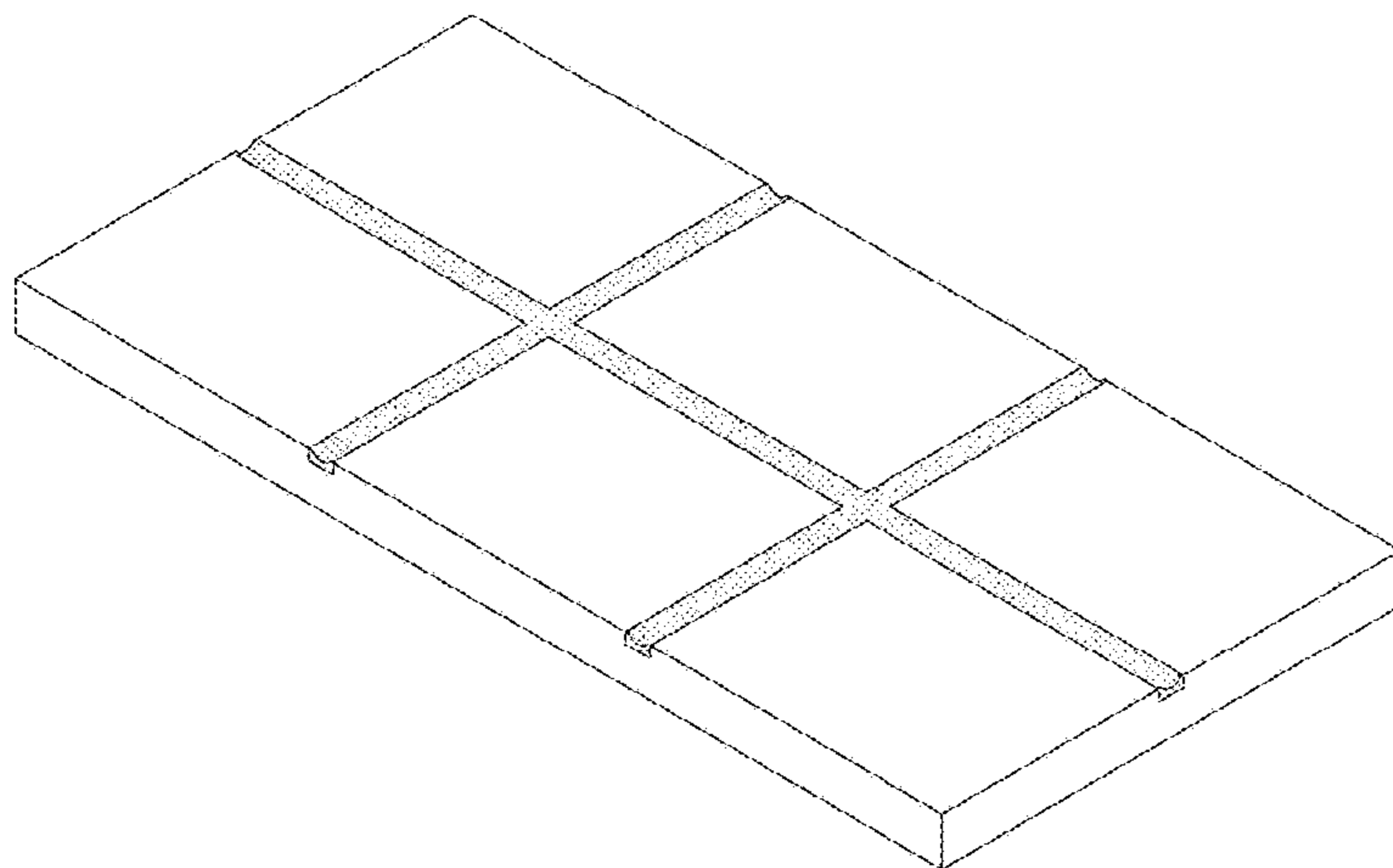
CLAIM

The ornamental design of a concrete slab, as shown and described.

DESCRIPTION

FIG. 1 is a perspective view of a concrete slab that embodies my design;
FIG. 2 is a top view of the concrete slab of FIG. 1;
FIG. 3 is a front view of the concrete slab of FIG. 1;
FIG. 4 is a side view of the concrete slab of FIG. 1;
FIG. 5 is an enlarged cross-sectional view taken along 5-5 of FIG. 2;
FIG. 6 is a top view of an alternate embodiment of a concrete slab that embodies my design; and,
FIG. 7 is an enlarged cross-sectional view taken along 7-7 of FIG. 6.

1 Claim, 4 Drawing Sheets



(56)

References Cited

U.S. PATENT DOCUMENTS

5,088,919 A * 2/1992 De Bruyne F23D 14/16
 126/92 AC
 5,195,023 A * 3/1993 Manzione H05K 7/00
 257/629
 5,281,047 A * 1/1994 Skaug E01C 5/22
 404/31
 5,481,400 A * 1/1996 Borden H01L 31/02164
 219/203
 5,798,806 A * 8/1998 Tsutsui G02F 1/133512
 349/29
 D404,147 S * 1/1999 Woolford D25/113
 D497,466 S * 10/2004 Van De Wal D1/127
 D515,711 S * 2/2006 Anderson D25/113
 D589,230 S * 3/2009 Samarut D1/121
 D645,980 S * 9/2011 Schrom D25/113
 8,074,957 B2 * 12/2011 Fitzgerald B28B 7/0073
 249/16

D656,244 S * 3/2012 MacDonald D25/113
 D670,822 S * 11/2012 Schramm D25/113
 8,323,701 B2 * 12/2012 Daniel A61L 27/3604
 424/583
 D674,119 S * 1/2013 MacDonald D25/113
 D719,718 S * 12/2014 Schweitzer D1/121
 9,315,950 B2 * 4/2016 Browning E01C 5/06
 10,232,085 B2 * 3/2019 Morse A61K 35/50
 2019/0148574 A1 * 5/2019 Saive H01L 31/022475
 2019/0224912 A1 * 7/2019 Shuck B29C 64/118
 2019/0280164 A1 * 9/2019 Kunimoto G02B 5/20

OTHER PUBLICATIONS

Concrete patio resurfacing in Wyckoff, NJ (on-line), project year 2015. Retrieved from Internet Oct. 15, 2019, URL: <https://www.houzz.com/hznb/projects/concrete-patio-resurfacing-in-wyckoff-nj-pj-vj~1764149> (1 page) (Year: 2015).*

* cited by examiner

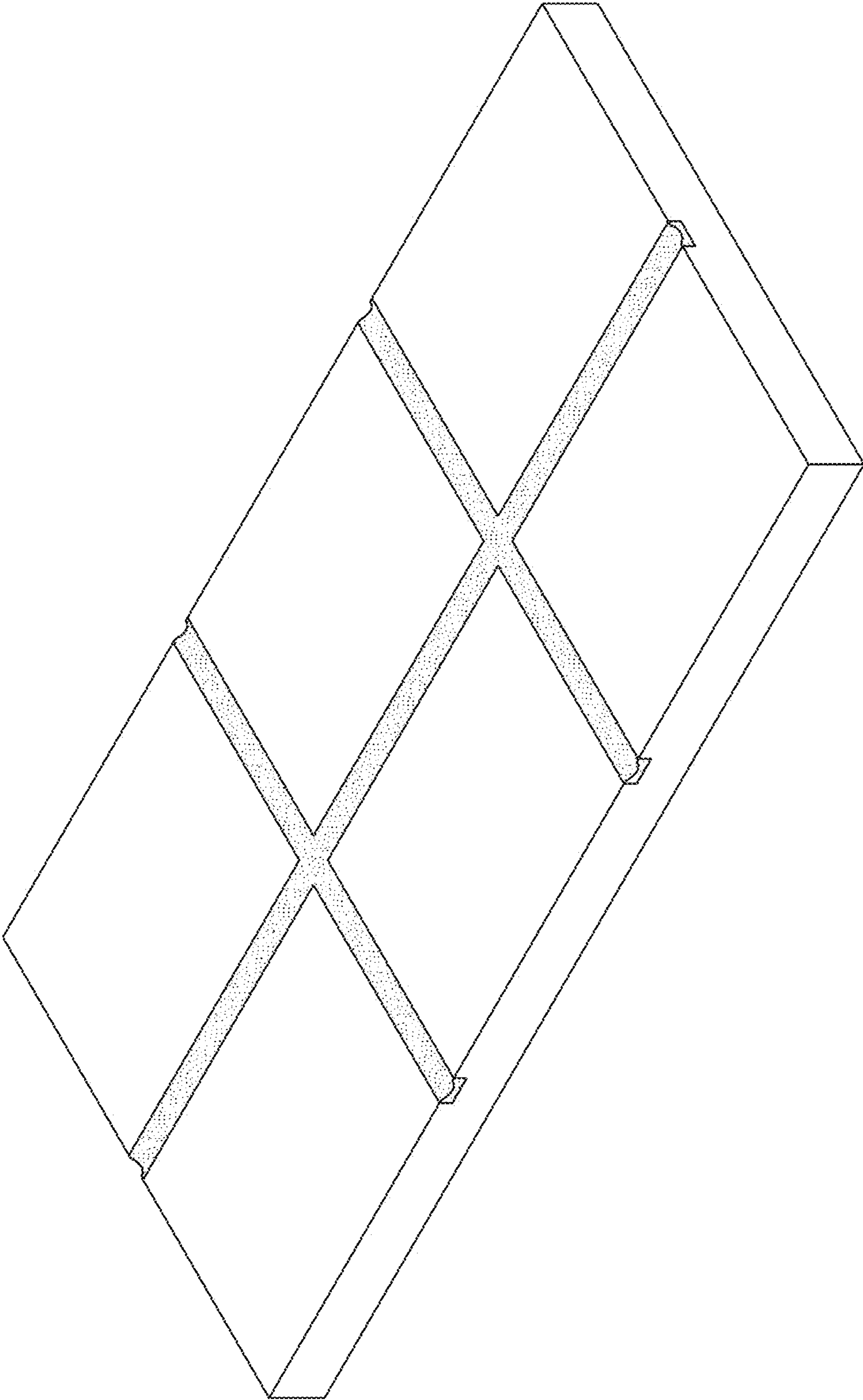


FIG. 1

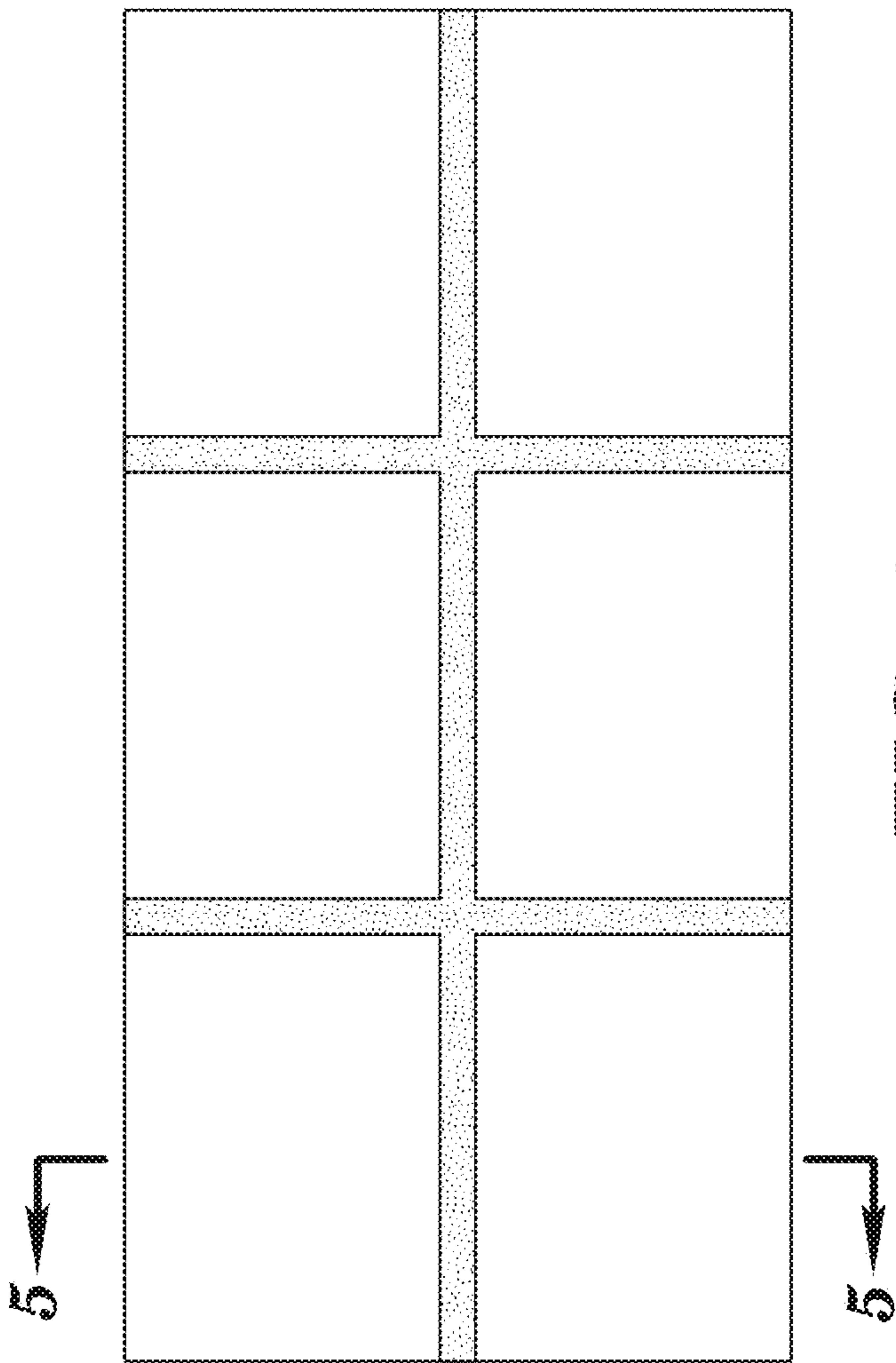


FIG. 2

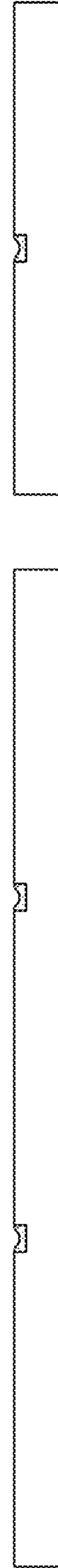


FIG. 3

FIG. 4

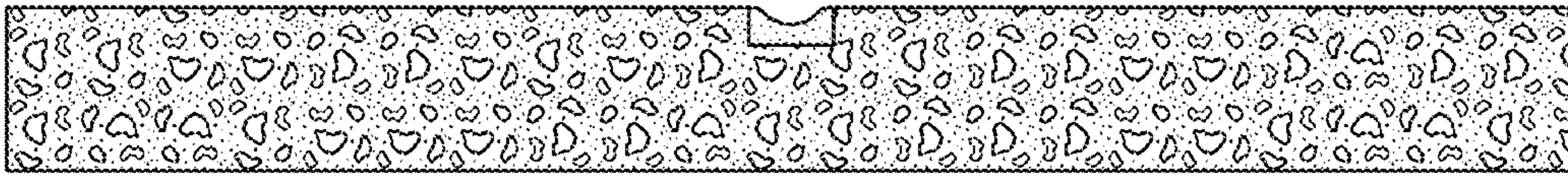


FIG. 5




FIG. 6

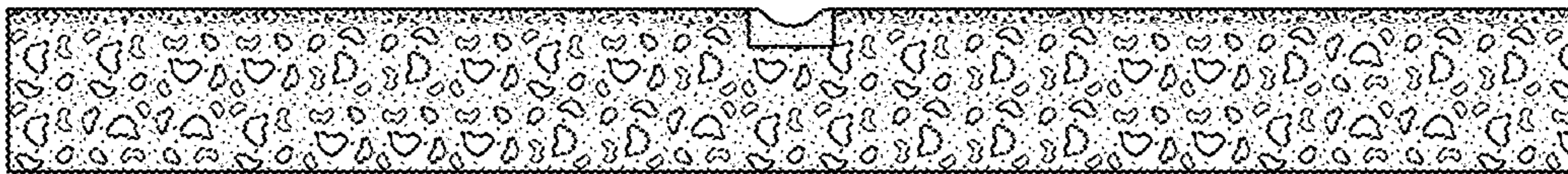


FIG. 7