



US00D896962S

(12) **United States Design Patent**
Corbin et al.

(10) **Patent No.:** **US D896,962 S**

(45) **Date of Patent:** **** Sep. 22, 2020**

(54) **SURGICAL STAPLER**

Primary Examiner — Wan Laymon

(71) Applicant: **ETHICON LLC**, Guaynabo, PR (US)

(57) **CLAIM**

(72) Inventors: **Matthew S. Corbin**, Loveland, OH (US); **Veronica J. Schlegel**, Cincinnati, OH (US); **Nadja K. Briscoe Heller**, Cincinnati, OH (US); **Joshua R. Uth**, Mason, OH (US); **John P. Measamer**, Cincinnati, OH (US)

The ornamental design for a surgical stapler, as shown and described.

(73) Assignee: **Ethicon LLC**, Guaynabo, PR (US)

DESCRIPTION

(**) Term: **15 Years**

FIG. 1 is a perspective view of a first embodiment of a surgical stapler embodying our new design; FIG. 2 is a top view of the surgical stapler of FIG. 1; FIG. 3 is a first side view of the surgical stapler of FIG. 1; FIG. 4 is a bottom view of the surgical stapler of FIG. 1; FIG. 5 is a second side view of the surgical stapler of FIG. 1;

(21) Appl. No.: **29/647,864**

(22) Filed: **May 16, 2018**

(51) **LOC (12) Cl.** **24-02**

(52) **U.S. Cl.**
USPC **D24/145**

(58) **Field of Classification Search**
USPC D24/145; 606/219; 227/175.1, 179.1
(Continued)

FIG. 6 is a front view of the surgical stapler of FIG. 1; FIG. 7 is a back view of the surgical stapler of FIG. 1; FIG. 8 is a perspective view of a second embodiment of a surgical stapler embodying our new design; FIG. 9 is a top view of the surgical stapler of FIG. 8; FIG. 10 is a first side view of the surgical stapler of FIG. 8; FIG. 11 is a bottom view of the surgical stapler of FIG. 8; FIG. 12 is a second side view of the surgical stapler of FIG. 8;

(56) **References Cited**

U.S. PATENT DOCUMENTS

7,168,604 B2 * 1/2007 Milliman A61B 17/115
227/175.1
7,900,806 B2 * 3/2011 Chen A61B 17/068
227/175.1

(Continued)

FOREIGN PATENT DOCUMENTS

CN 3657881 6/2007
CN 3657882 6/2007

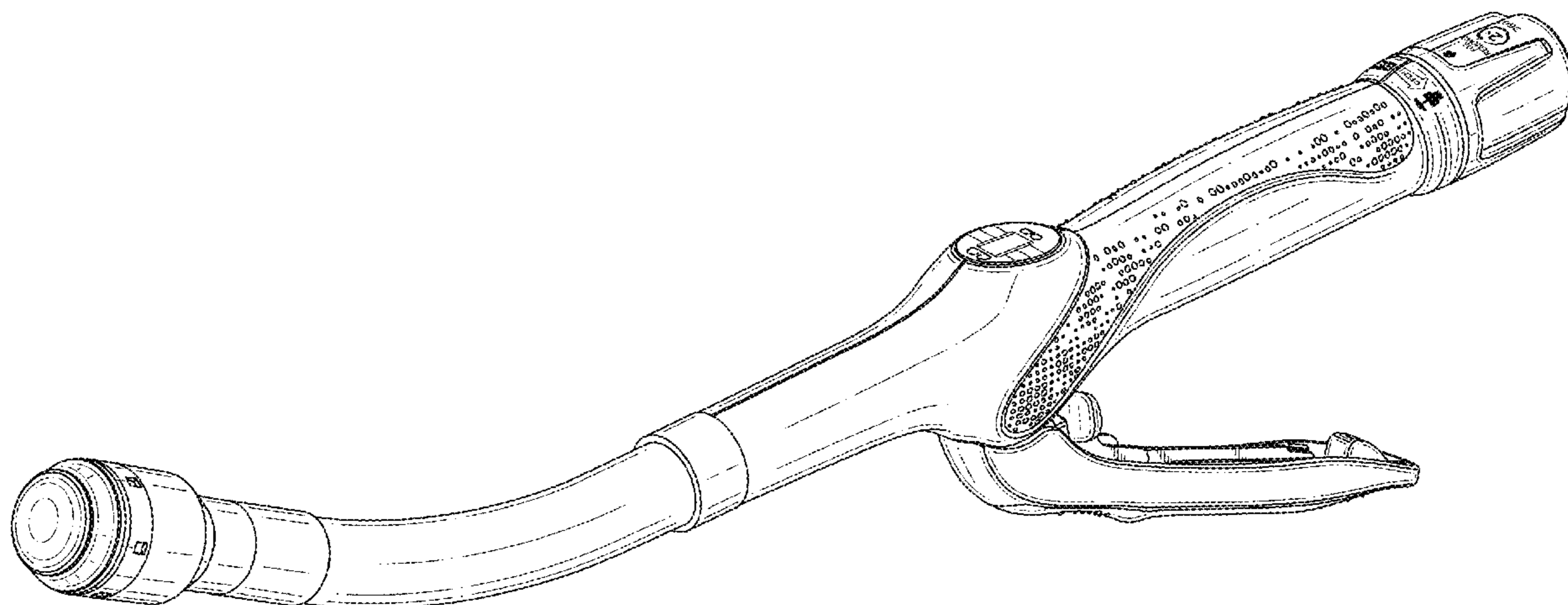
OTHER PUBLICATIONS

Japanese Search Report, dated Sep. 24, 2019, for Design Application 2019-09018 (2 pages).

(Continued)

FIG. 13 is a front view of the surgical stapler of FIG. 8; FIG. 14 is a back view of the surgical stapler of FIG. 8; FIG. 15 is a perspective view of a third embodiment of a surgical stapler embodying our new design; FIG. 16 is a top view of the surgical stapler of FIG. 15; FIG. 17 is a first side view of the surgical stapler of FIG. 15; FIG. 18 is a bottom view of the surgical stapler of FIG. 15; FIG. 19 is a second side view of the surgical stapler of FIG. 15; FIG. 20 is a front view of the surgical stapler of FIG. 15; and, FIG. 21 is a back view of the surgical stapler of FIG. 15. The broken lines shown herein are included for the purpose of illustrating an environment of the article and form no part of the claimed design.

1 Claim, 12 Drawing Sheets



(58) **Field of Classification Search**
 CPC A61B 17/064; A61B 17/068; A61B
 17/07207; A61B 17/105; A61B 17/115;
 A61B 17/1155
 See application file for complete search history.

(56) **References Cited**

U.S. PATENT DOCUMENTS

D680,646 S *	4/2013	Hunt	D24/145
D681,202 S *	4/2013	Hunt	D24/145
8,453,906 B2 *	6/2013	Huang	A61B 17/1155 227/175.2
D685,472 S *	7/2013	Hunt	D24/145
9,022,274 B2 *	5/2015	Penna	A61B 17/115 227/175.1
9,445,816 B2 *	9/2016	Swayze	A61B 17/1155
9,572,573 B2 *	2/2017	Scheib	A61B 17/1155
9,597,082 B2 *	3/2017	Stokes	A61B 17/1155
D830,550 S	10/2018	Miller et al.		
D837,373 S *	1/2019	Miller	D24/145
D851,249 S *	6/2019	Fox	D24/145
2011/0114700 A1 *	5/2011	Baxter, III	A61B 17/1155 227/179.1
2012/0012636 A1 *	1/2012	Beckman	A61B 17/07207 227/175.1
2013/0206816 A1 *	8/2013	Penna	A61B 17/115 227/179.1
2014/0158744 A1 *	6/2014	Patel	A61B 17/115 227/175.1
2014/0158747 A1 *	6/2014	Measamer	A61B 17/1155 227/179.1

OTHER PUBLICATIONS

Japanese Search Report, dated Jan. 7, 2020, for Design Application
 2018-024940 (2 pages).
 Japanese Search Report, dated Jan. 7, 2020, for Design Application
 2018-024942 (1 page).
 Japanese Search Report, dated Jan. 1, 2020, for Design Application
 2018-024947 (2 pages).

Japanese Search Report, dated Jan. 7, 2020, for Design Application
 2018-024948 (1 page).
 Japanese Search Report, dated Jan. 7, 2020, for Design Application
 2018-024952 (2 pages).
 Japanese Search Report, dated Jan. 7, 2020, for Design Application
 2019-008893 (2 pages).
 Japanese Search Report, dated Jan. 7, 2020, for Design Application
 2019-008894 (2 pages).
 Japanese Search Report, dated Jan. 7, 2020, for Design Application
 2019-008895 (2 pages).
 Japanese Search Report, dated Jan. 7, 2020, for Design Application
 2019-008896 (2 pages).
 Japanese Search Report, dated Jan. 7, 2020, for Design Application
 2019-008897 (2 pages).
 Japanese Search Report, dated Jan. 7, 2020, for Design Application
 2019-009154 (2 pages).
 Japanese Search Report, dated Jan. 7, 2020, for Design Application
 2019-009155 (2 pages).
 Japanese Search Report, dated Jan. 7, 2020 for Design Application
 2019-009152 (2 pages).
 Japanese Search Report, dated Jan. 7, 2020, for Design Application
 2019-009017 (2 pages).
 Japanese Search Report, dated Jan. 7, 2020, for Design Application
 2019-009019 (2 pages).
 Japanese Search Report, dated Jan. 7, 2020, for Design Application
 2019-008765 (2 pages).
 Japanese Search Report, dated Jan. 7, 2020, for Design Application
 2019-008766 (2 pages).
 Japanese Search Report, dated Jan. 7, 2019, for Design Application
 2019-008767 (2 pages).
 Japanese Search Report, dated Jan. 7, 2020, for Design Application
 2019-008768 (2 pages).
 Japanese Search Report, dated Jan. 7, 2020, for Design Application
 2019-008769 (2 pages).
 Japanese Search Report, dated Jan. 7, 2020, for Design Application
 2019-009014 (2 pages).
 Japanese Search Report, dated Jan. 7, 2020, for Design Application
 2019-009015 (2 pages).

* cited by examiner




FIG. 1

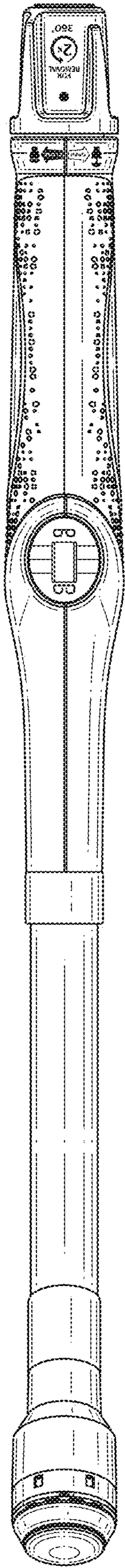


FIG. 2

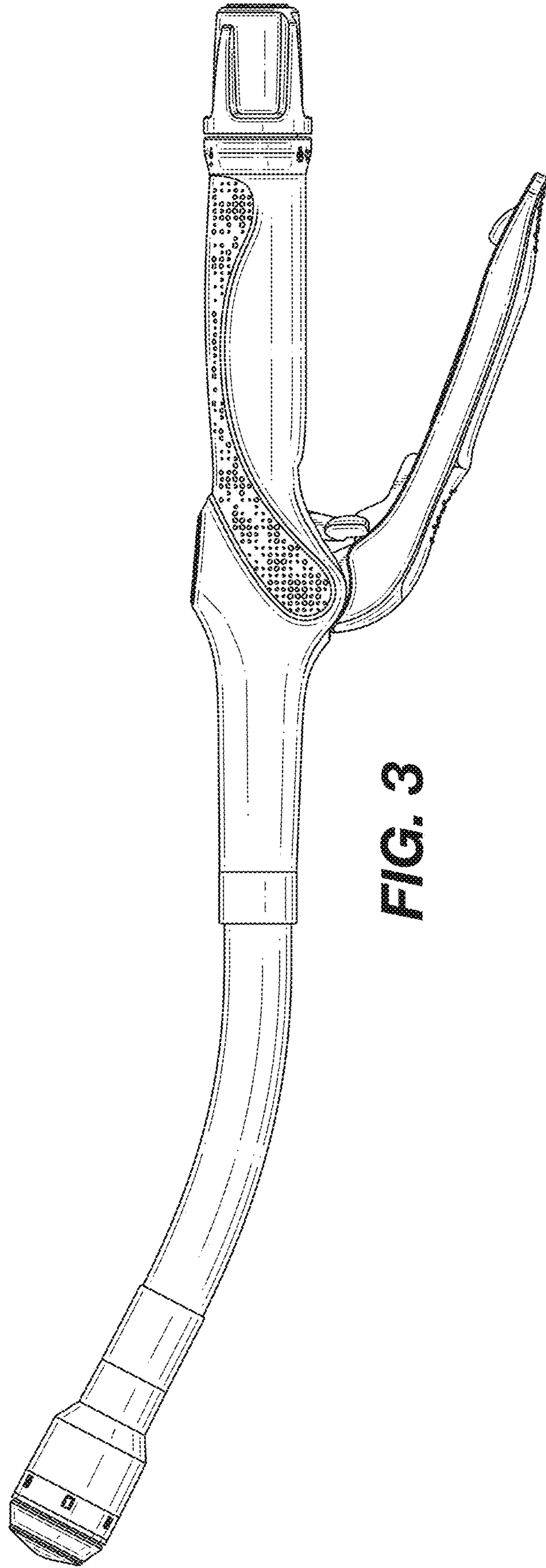


FIG. 3

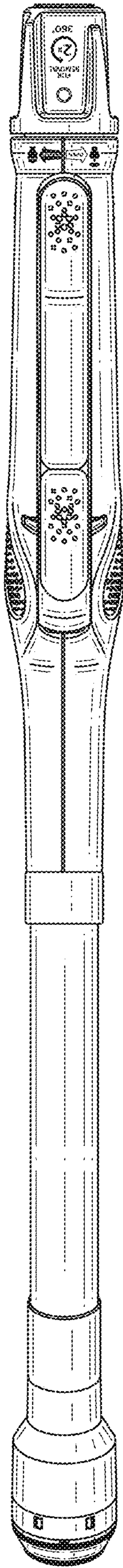


FIG. 4

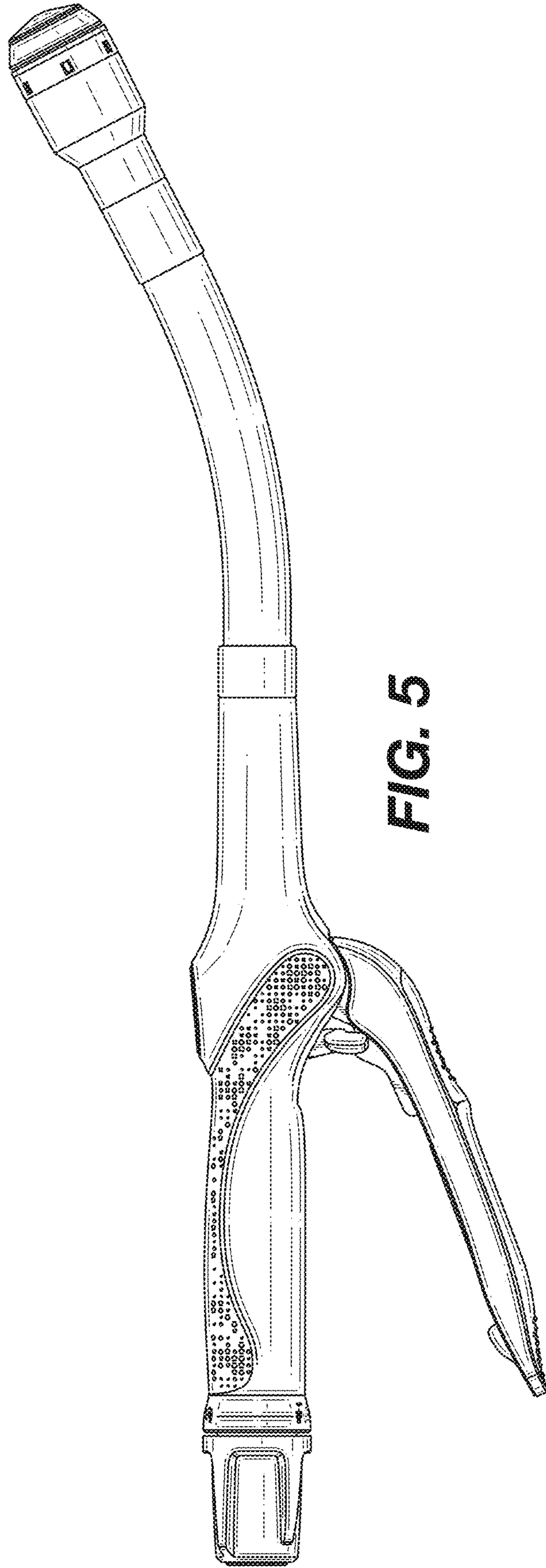


FIG. 5

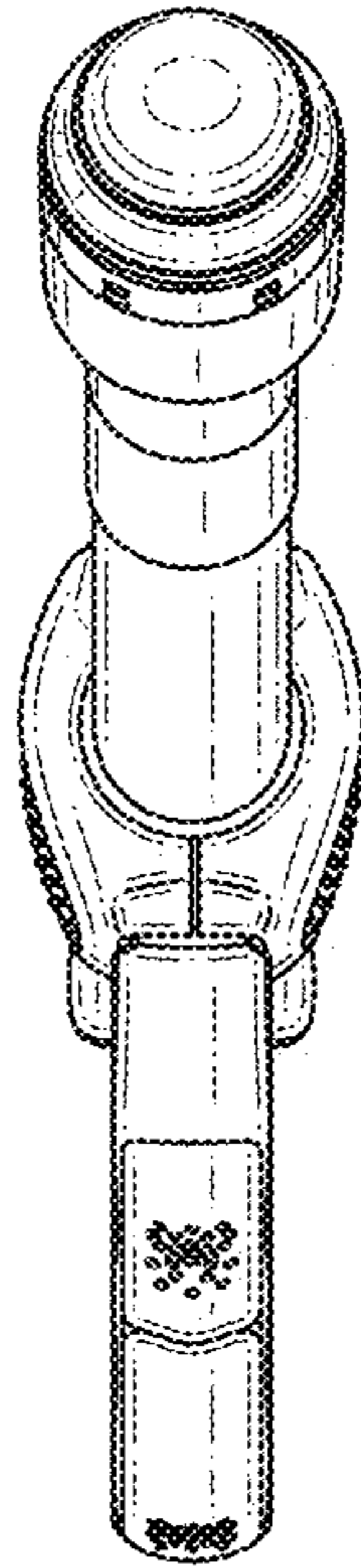


FIG. 6

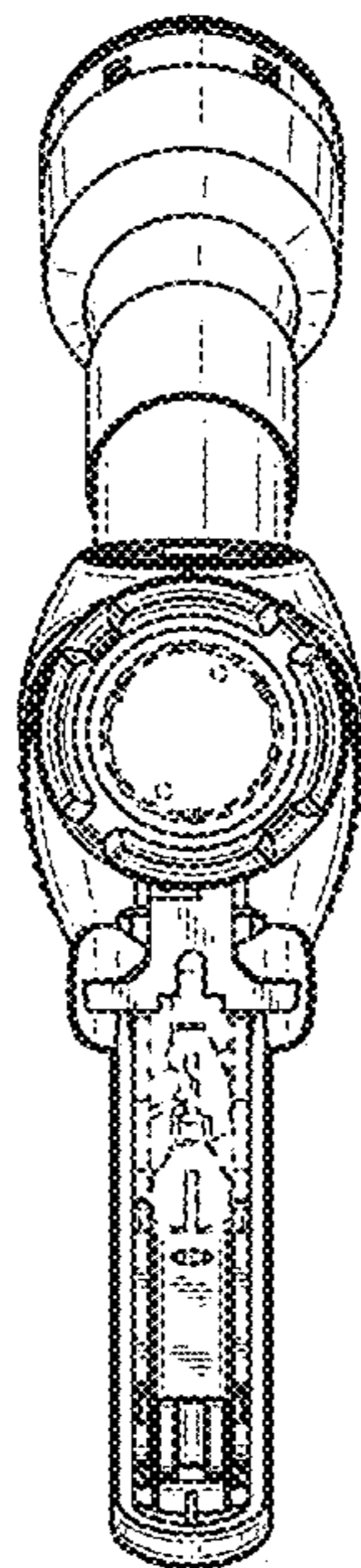


FIG. 7

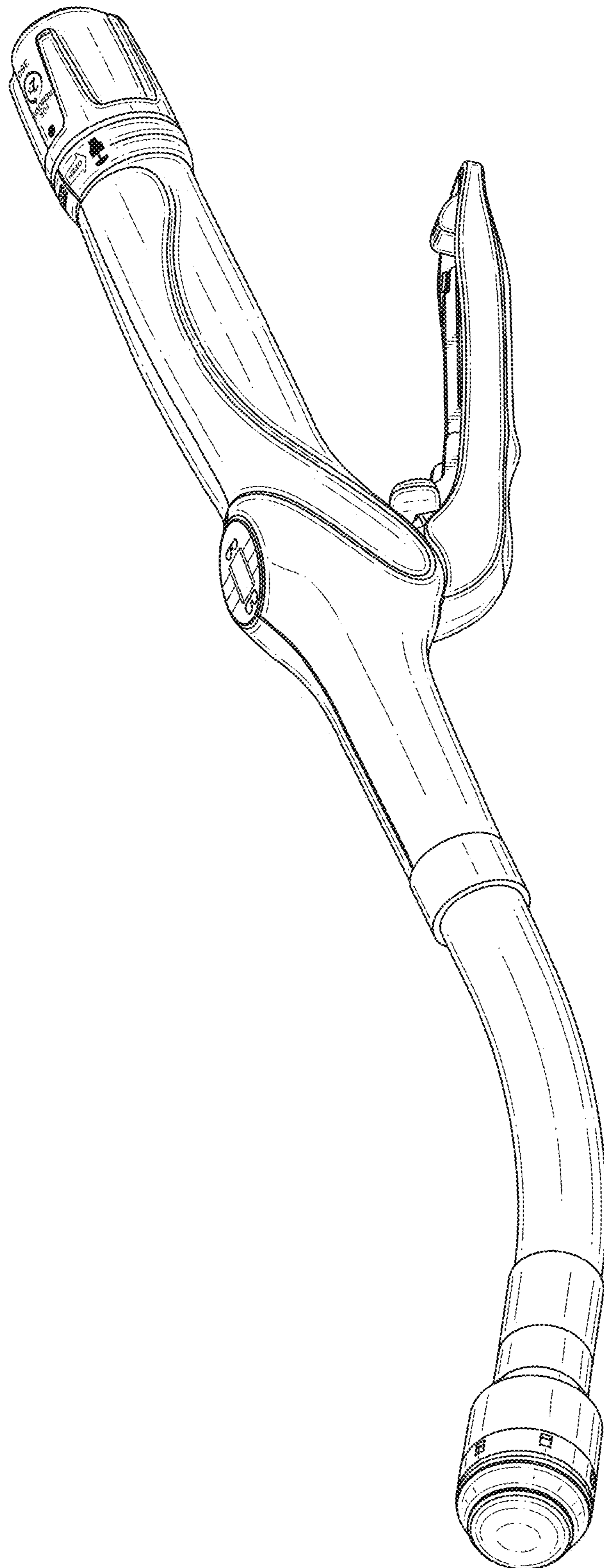


FIG. 8

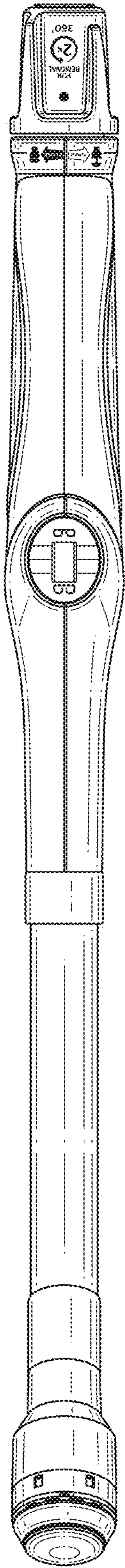


FIG. 9

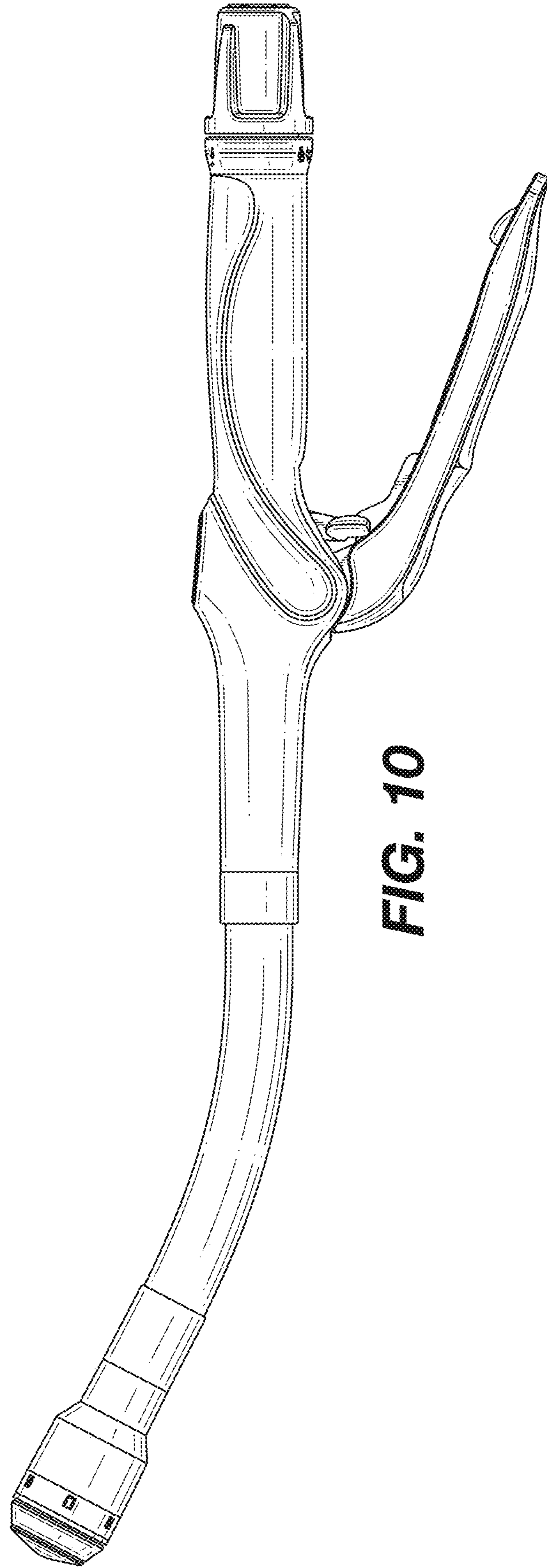


FIG. 10

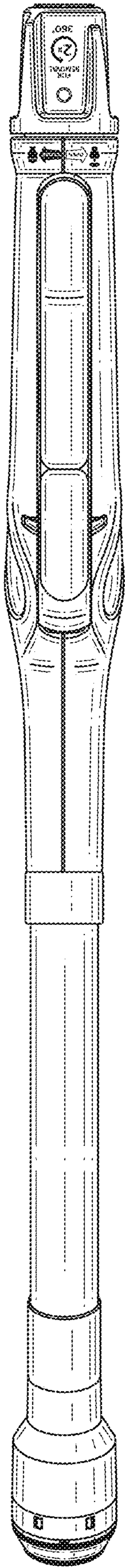


FIG. 11

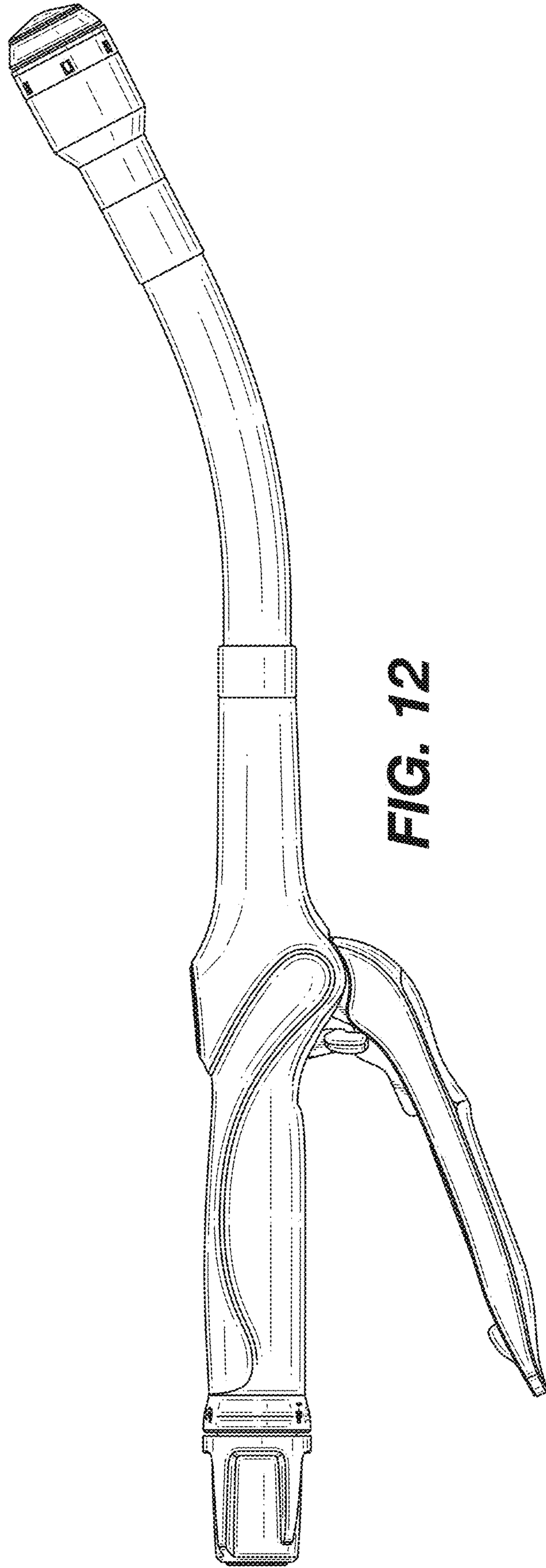


FIG. 12

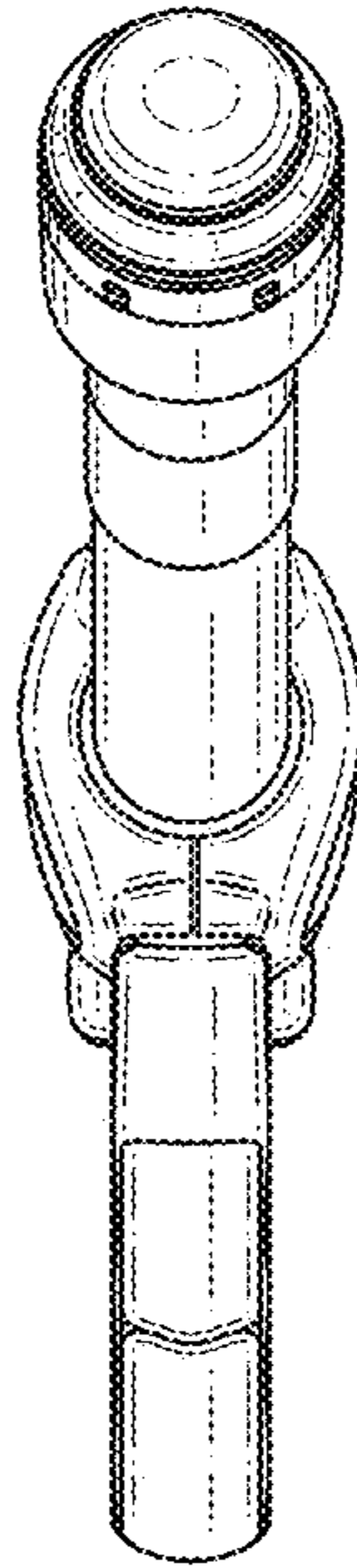


FIG. 13

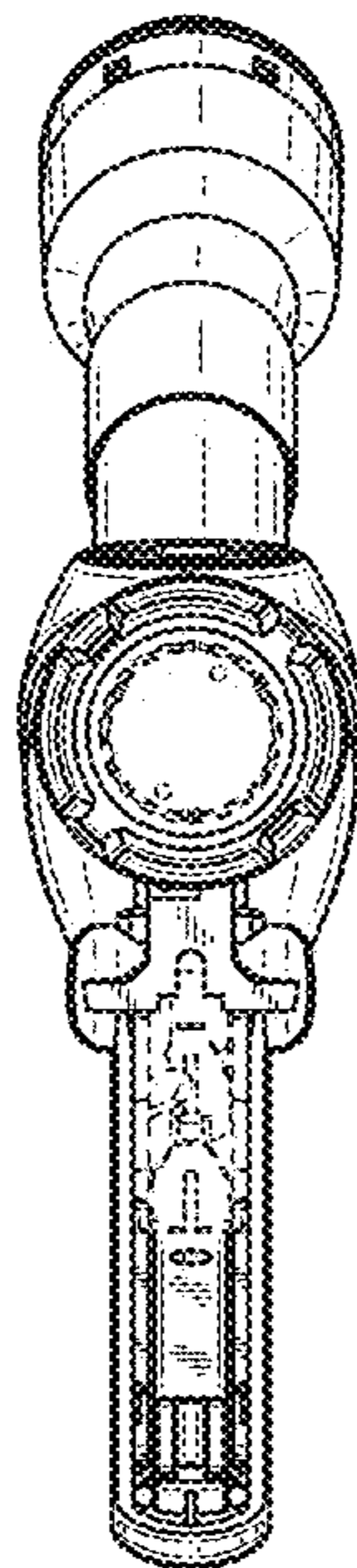


FIG. 14

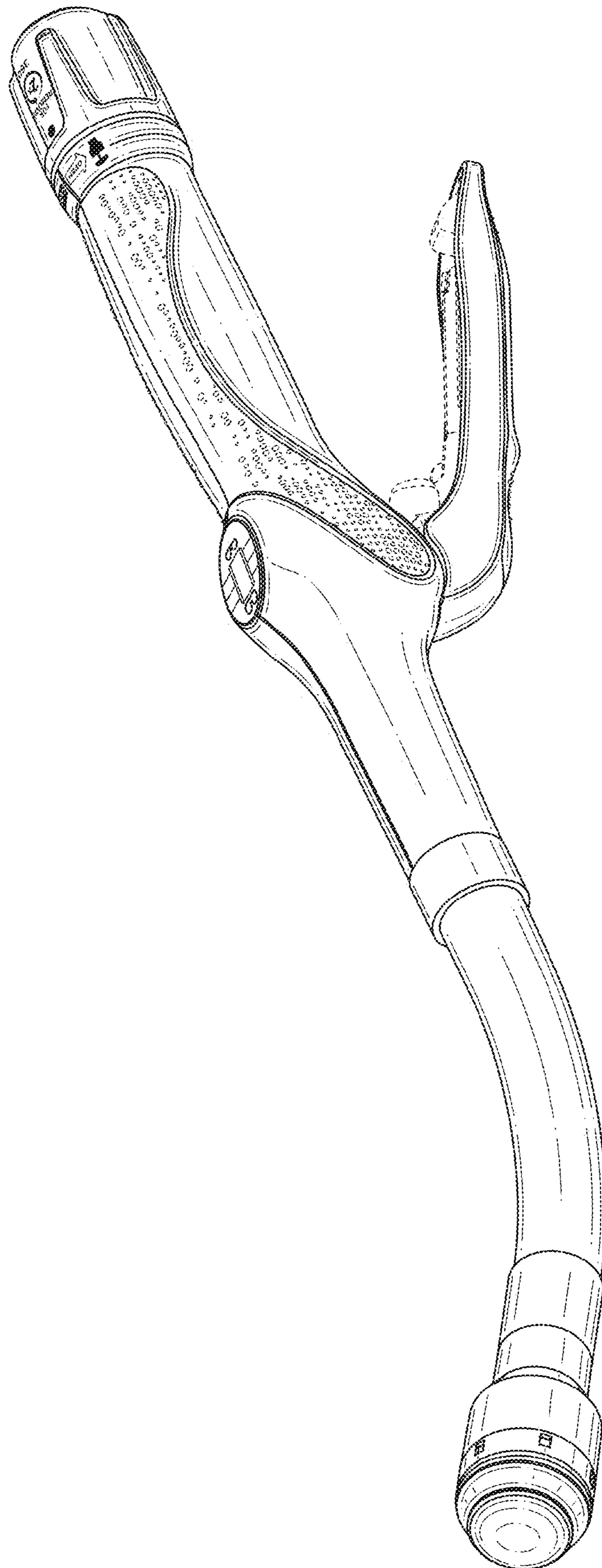


FIG. 15

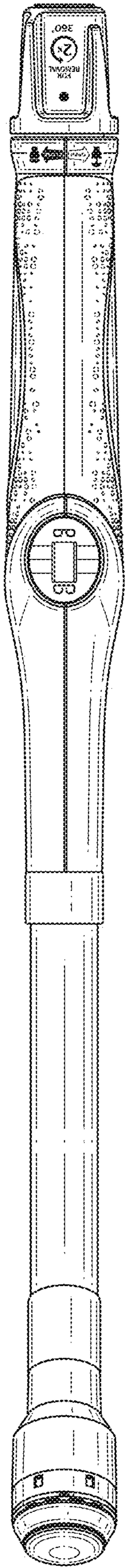


FIG. 16

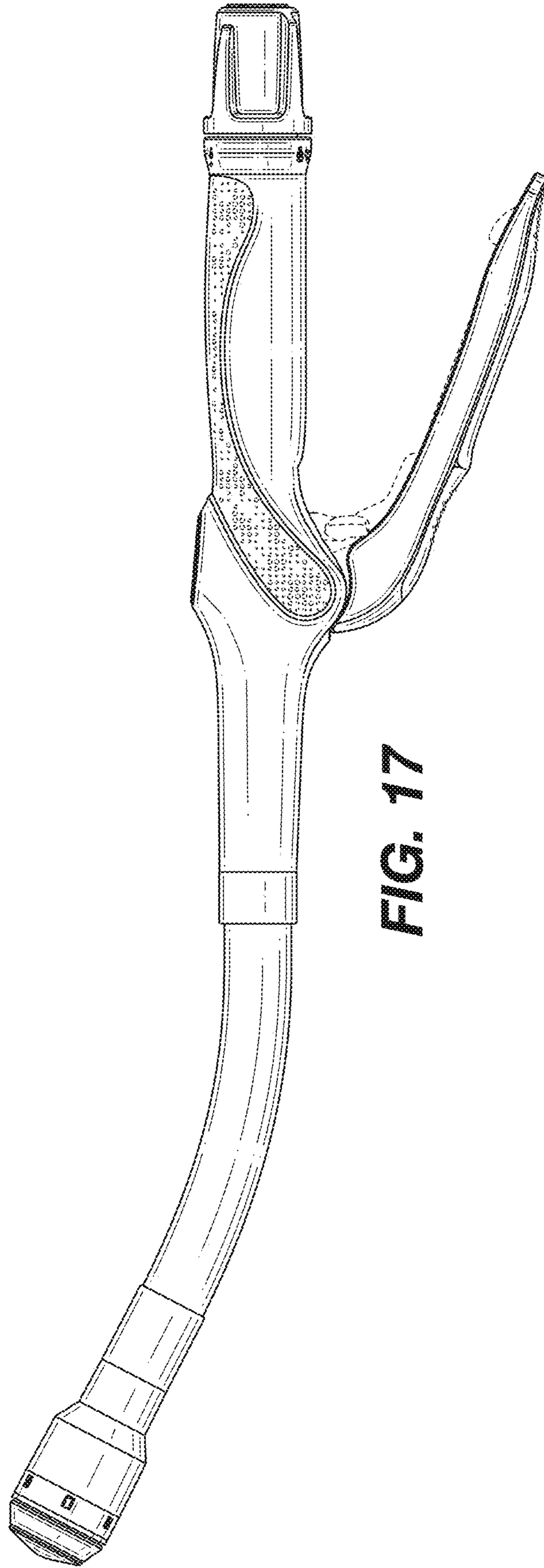


FIG. 17

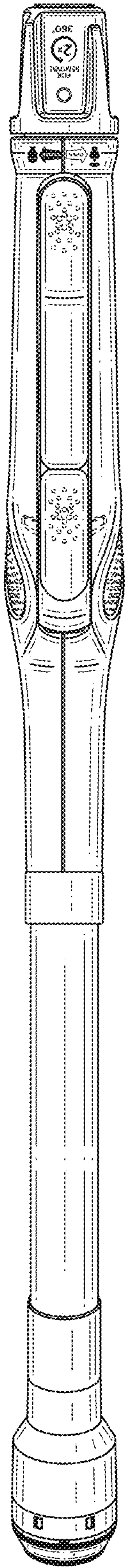


FIG. 18

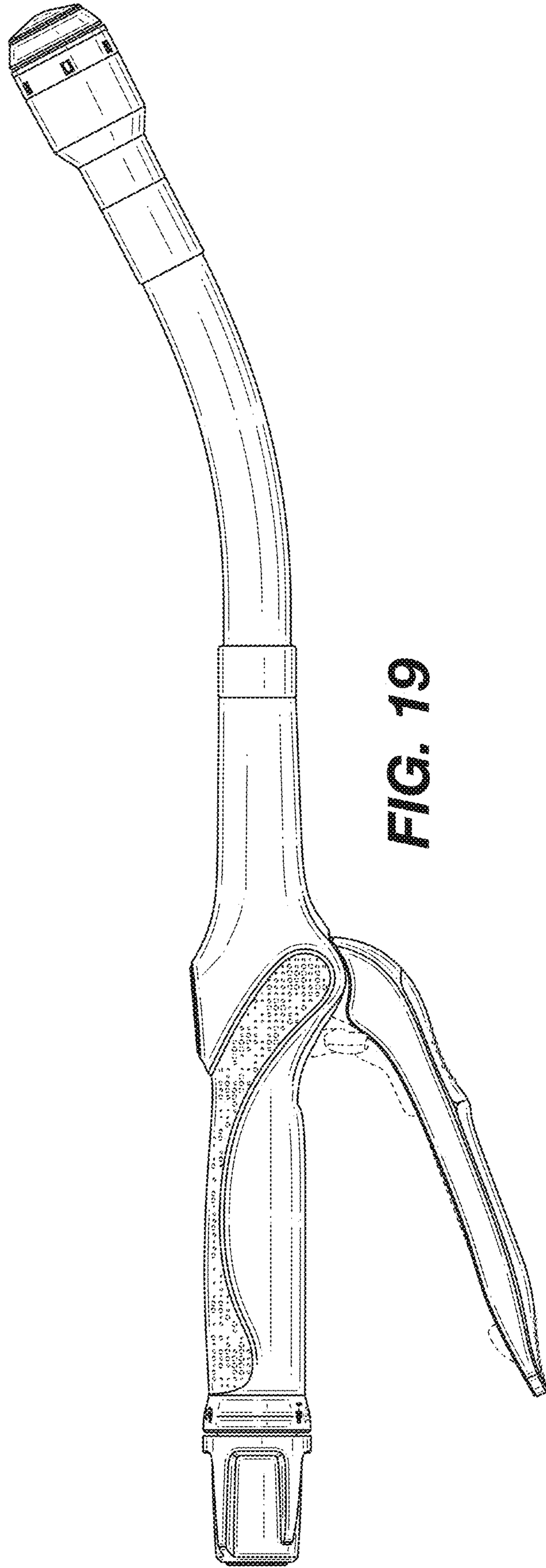


FIG. 19

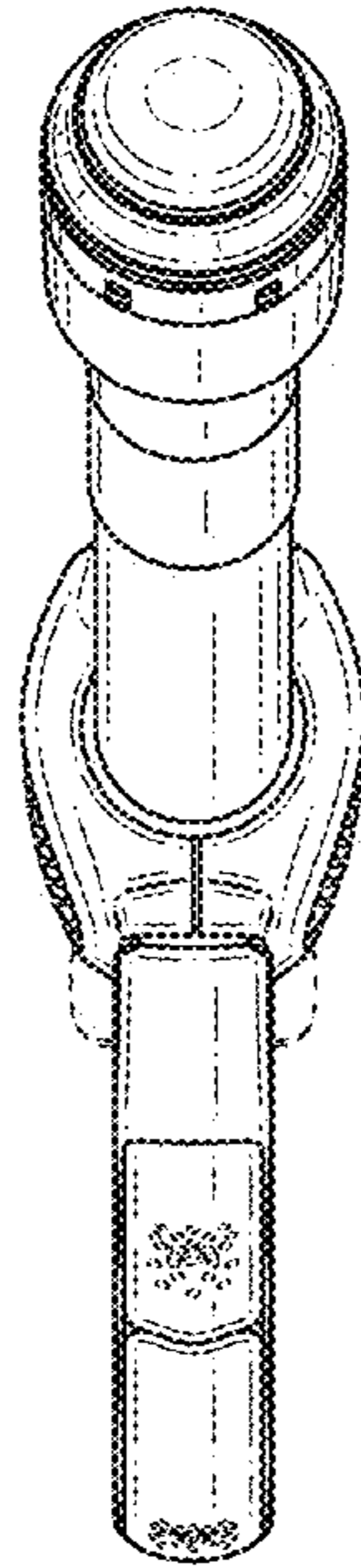


FIG. 20

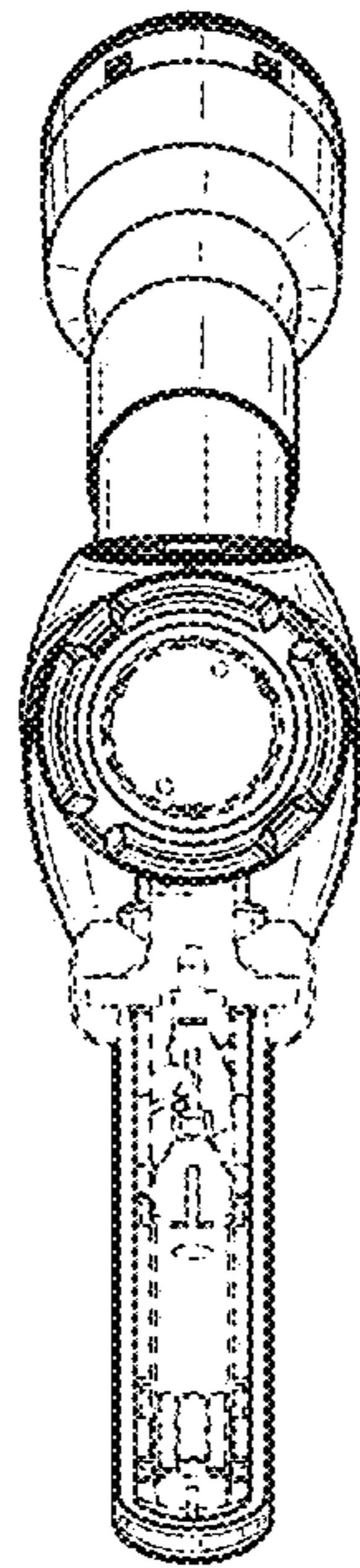


FIG. 21