

US00D896943S

(12) **United States Design Patent** (10) **Patent No.:** **US D896,943 S**
Clear et al. (45) **Date of Patent:** **** Sep. 22, 2020**

(54) **THREE DIMENSIONAL FILTER FRAME** 7,582,131 B2 * 9/2009 Worthington B29C 55/143
55/501
(71) Applicant: **3M INNOVATIVE PROPERTIES** D604,105 S * 11/2009 Metcalfe D7/388
COMPANY, St. Paul, MN (US) D618,368 S * 6/2010 Jenkins D25/156
7,951,229 B2 * 5/2011 Ptak B01D 46/0001
96/17
(72) Inventors: **Scott A. Clear**, Escondido, CA (US);
Michael S. Schuffert, Chatsworth, CA
(US) 8,277,530 B2 10/2012 Alexander
(Continued)

(73) Assignee: **3M INNOVATIVE PROPERTIES**
COMPANY, Saint Paul, MN (US)

(**) Term: **15 Years**

(21) Appl. No.: **29/629,926**

(22) Filed: **Dec. 18, 2017**

(51) **LOC (12) Cl.** **23-04**

(52) **U.S. Cl.**
USPC **D23/365**

(58) **Field of Classification Search**
USPC D23/209, 235, 341, 358, 363-365, 393;
D15/5; 210/355; 55/498, 521; D24/162,
D24/224
CPC F02M 35/04; F02M 35/10; F02M 35/024;
B01D 46/0002; B01D 46/10
See application file for complete search history.

(56) **References Cited**

U.S. PATENT DOCUMENTS

3,782,081 A * 1/1974 Munters B01J 19/32
261/112.2
3,793,692 A * 2/1974 Tate B01D 46/10
210/484
4,035,172 A * 7/1977 Strindehag F24F 3/1423
96/118
4,304,738 A * 12/1981 Nutter B01J 19/32
261/113
5,891,402 A * 4/1999 Sassa B01D 53/8675
264/127
D523,110 S * 6/2006 Anderson D23/209
7,149,272 B2 * 12/2006 Soderlund G21C 3/322
376/310
7,465,332 B2 12/2008 Randinelli

OTHER PUBLICATIONS

Merv 11 Filterreference [May 31, 2019] found online [May 31, 2019]—<https://www.wayfair.com/home-improvement/pdx/airx-filters-merv-11-ac-pleated-replacement-comparable-furnace-air-filter-arft1005.html>.*

(Continued)

Primary Examiner — Lakiya G Rogers

Assistant Examiner — John A Voytek

(74) *Attorney, Agent, or Firm* — Daniel J. Iden

(57) **CLAIM**

The ornamental design for a three dimensional filter frame, as shown and described.

DESCRIPTION

FIG. 1 is a perspective view of showing the new design for a three dimensional filter frame.

FIG. 2 is a top view thereof;


FIG. 3 is a front side view thereof, the back side view being the same;

FIG. 4 is a right side view thereof, the left side view being the same; and,

FIG. 5 is a bottom view thereof.

In the drawings, the broken lines depict unclaimed portions of the three dimensional filter frame. The dot and dashed lines represent a boundary between the claimed and the non-claimed portions and form no part of the claimed design.

1 Claim, 3 Drawing Sheets



(56)

References Cited

U.S. PATENT DOCUMENTS

8,317,890 B2 * 11/2012 Raether B01D 46/103
55/498
D685,898 S * 7/2013 Platt D23/365
8,623,125 B2 * 1/2014 Kim H05H 1/2406
96/67
8,652,241 B2 2/2014 Alexander
D708,729 S * 7/2014 Platt D23/365
8,992,650 B2 * 3/2015 Rahmathullah B01D 46/0005
55/495
9,242,200 B2 1/2016 Alexander
D764,040 S * 8/2016 Cho D23/365
9,410,510 B2 * 8/2016 Kinsey, Jr. F02M 35/02483

OTHER PUBLICATIONS

Washable furnace filter reference [May 31, 2019] found online
[May 31, 2019]—<http://theboardroomng.co/16x20x1-furnace-filter-washable/>*

* cited by examiner

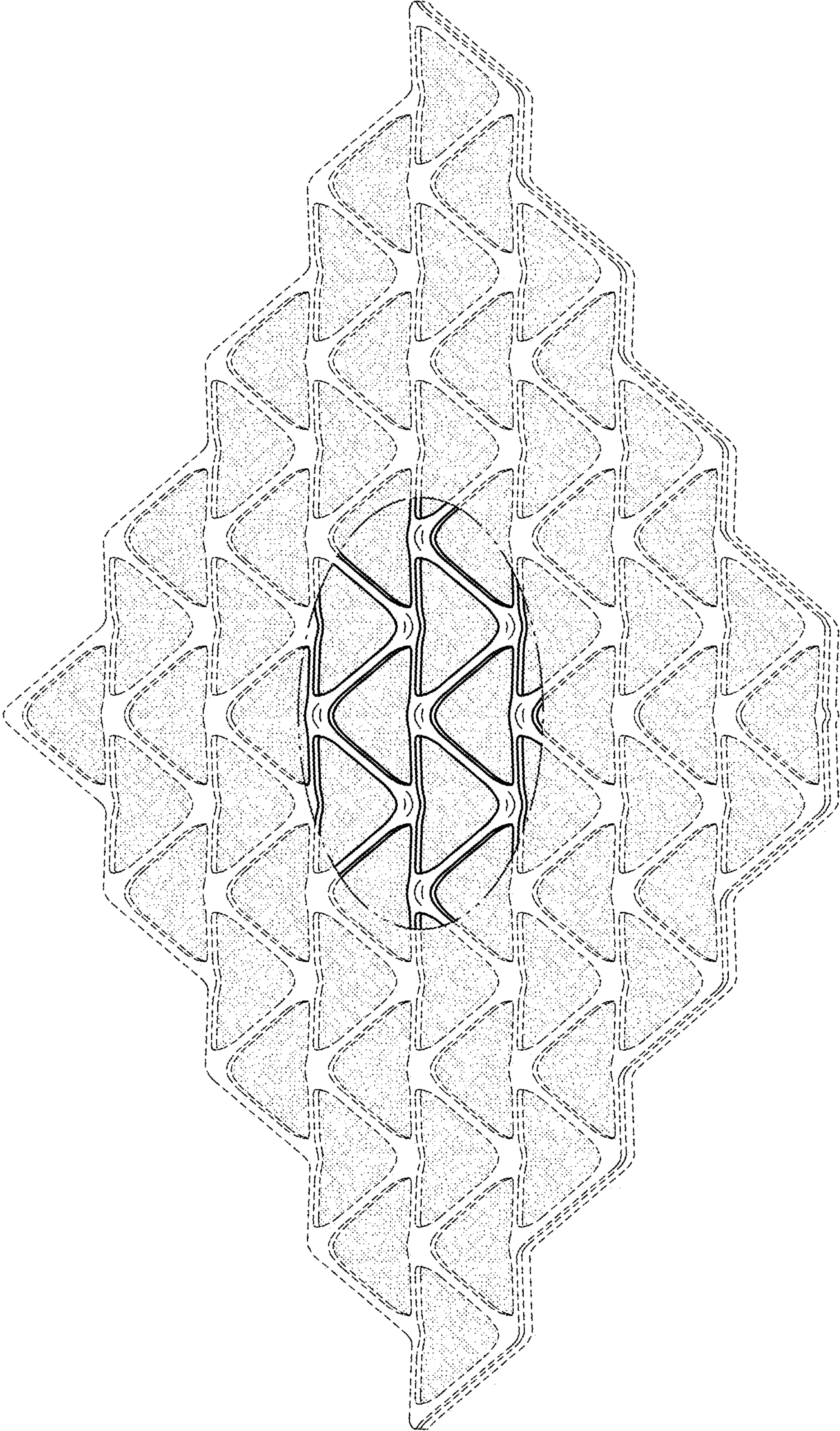


FIG. 1

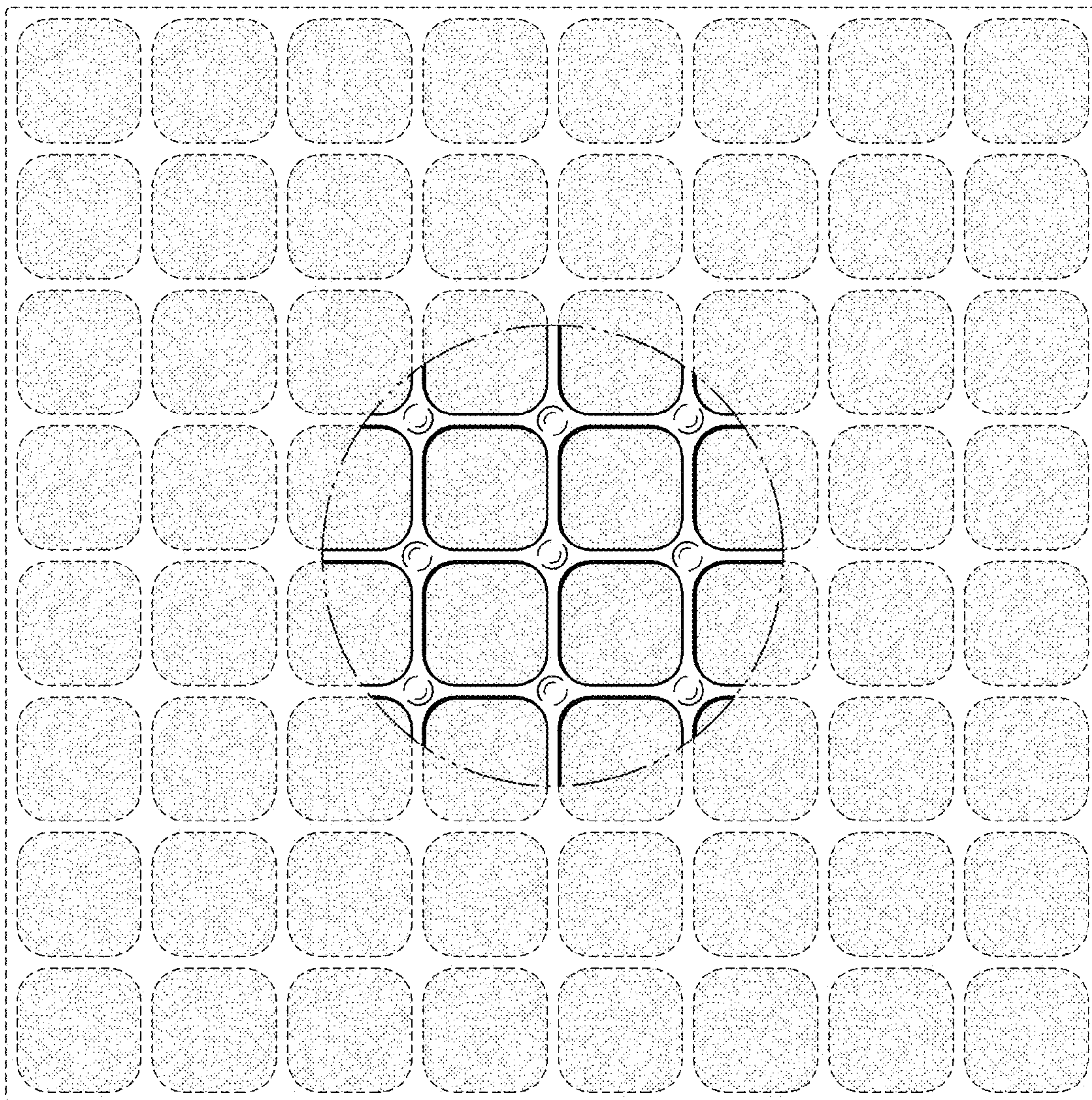


FIG. 2

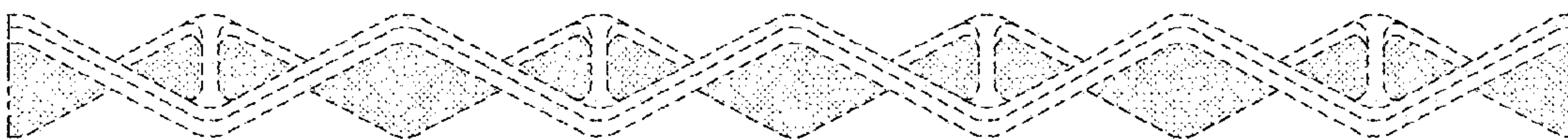


FIG. 3



FIG. 4




FIG. 5