



US00D896902S

(12) **United States Design Patent**  
**Tekerman**

(10) **Patent No.:** **US D896,902 S**

(45) **Date of Patent:** **\*\* \*Sep. 22, 2020**

- (54) **BAT**
- (71) Applicant: **Gregg Tekerman**, Miami, FL (US)
- (72) Inventor: **Gregg Tekerman**, Miami, FL (US)
- (\*) Notice: This patent is subject to a terminal disclaimer.
- (\*\*) Term: **14 Years**
- (21) Appl. No.: **29/435,086**

D397,385 S *	8/1998	LaBorde	.....	D21/725
6,565,462 B1 *	5/2003	Gregg	.....	A63B 69/0002
				124/5
D475,425 S *	6/2003	Larsen	.....	D21/725
7,041,017 B1 *	5/2006	Carfo	.....	A63B 15/00
				473/422
D543,251 S *	5/2007	Kelliher	.....	D21/725
D634,386 S *	3/2011	Ikeda	.....	D21/791
D652,879 S *	1/2012	Vigness	.....	D21/725
D702,781 S *	4/2014	Paxson	.....	D21/725
D803,331 S *	11/2017	Santorelli	.....	D21/725
10,022,606 B2 *	7/2018	Haro	.....	A63B 69/0002
D878,503 S *	3/2020	Stelly	.....	D21/725
2009/0325736 A1 *	12/2009	Carsello	.....	A63B 69/0002
				473/457

- (22) Filed: **Oct. 19, 2012**
- (51) **LOC (12) Cl.** ..... **21-02**
- (52) **U.S. Cl.**  
USPC ..... **D21/725**
- (58) **Field of Classification Search**  
USPC ..... D21/725, 722, 753, 780, 791;  
473/564-568  
CPC ... A63B 59/00; A63B 59/50-59; A63B 59/58;  
A63B 59/80; A63B 60/00; A63B 60/46;  
A63B 2102/00; A63B 2102/10; A63B  
2102/12; A63B 2102/26; A63B 2102/28;  
A63B 2102/30; A63B 2102/38  
See application file for complete search history.

- (56) **References Cited**  
U.S. PATENT DOCUMENTS  
D351,868 S \* 10/1994 Pendergast ..... D21/725  
D357,289 S \* 4/1995 Cramton ..... D21/725

\* cited by examiner

*Primary Examiner* — Mitchell I. Siegel  
(74) *Attorney, Agent, or Firm* — Albert Bordas, P.A.

(57) **CLAIM**

The ornamental design of a bat, as shown and described.

**DESCRIPTION**

FIG. 1 is a perspective view of a bat showing my new design;  
FIG. 2 is another perspective view of the bat of FIG. 1;  
FIG. 3 is a top elevational view of the bat of FIG. 1;  
FIG. 4 is a side elevational view of the bat of FIG. 1;  
FIG. 5 is a right elevational view of the bat of FIG. 1; and,  
FIG. 6 is a left elevational view of the bat of FIG. 1.

**1 Claim, 2 Drawing Sheets**



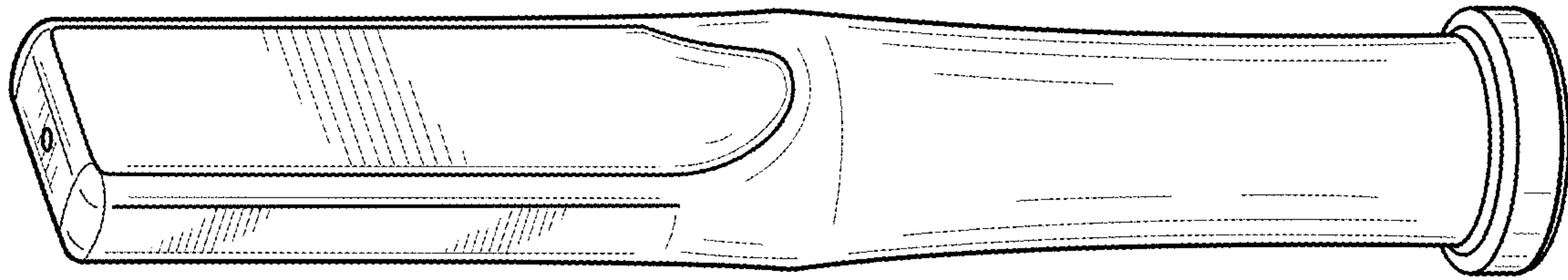


Fig. 1

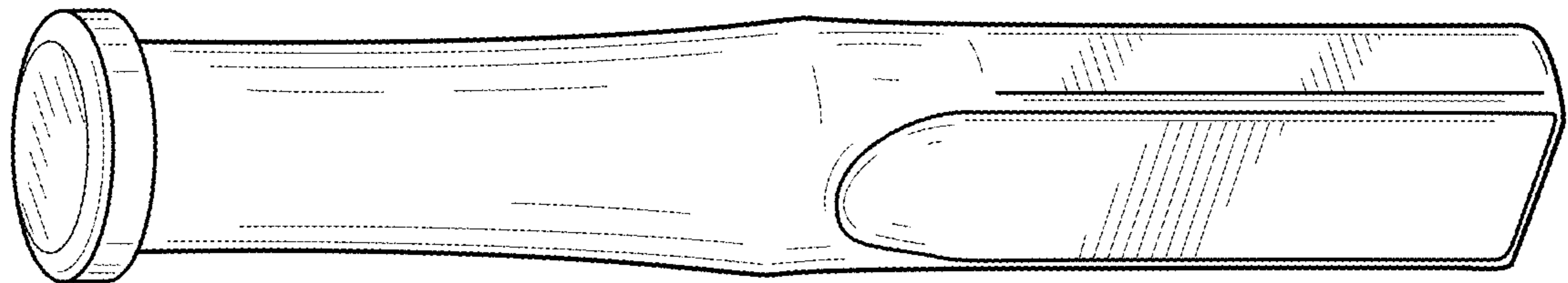


Fig. 2

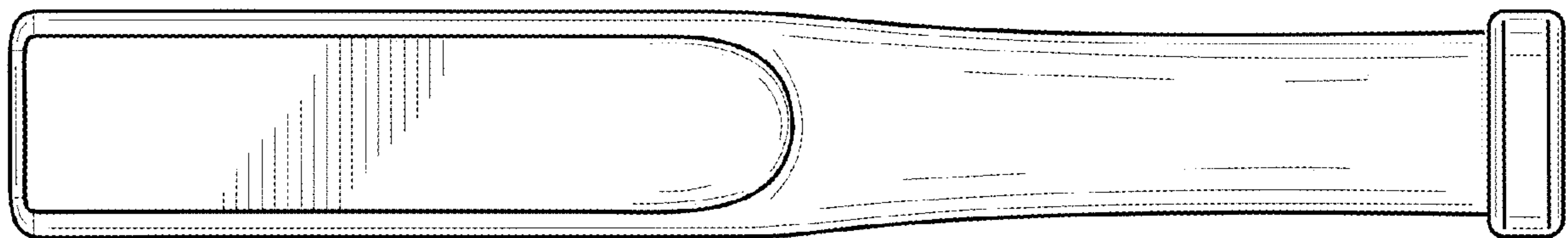


Fig. 3

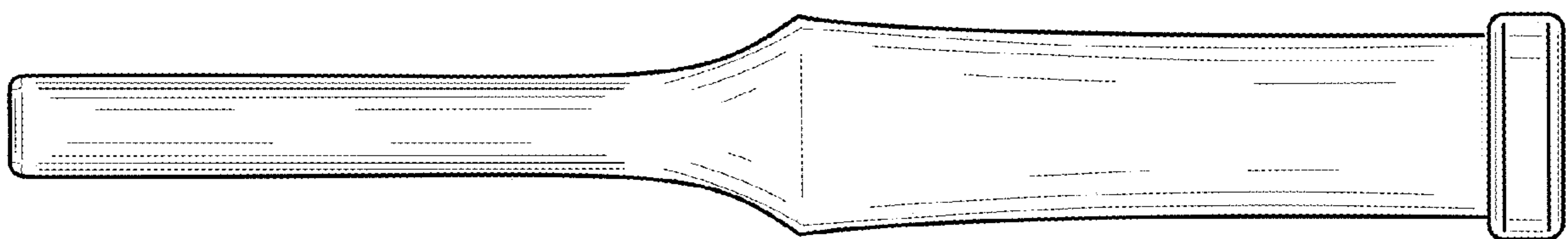


Fig. 4

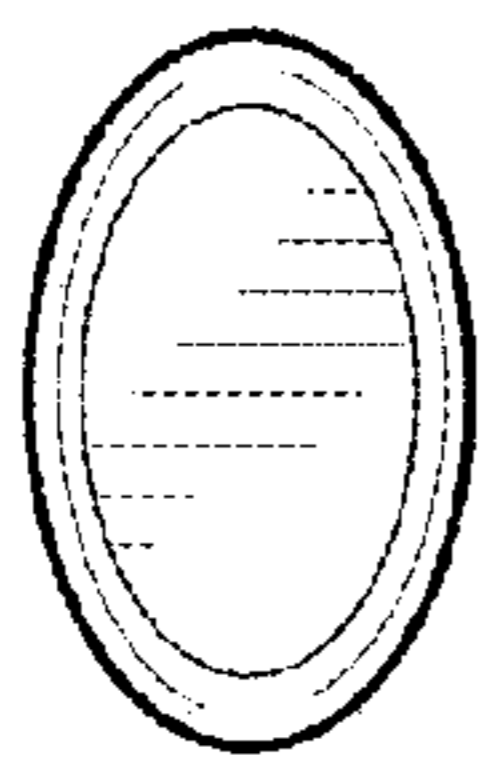


Fig. 5

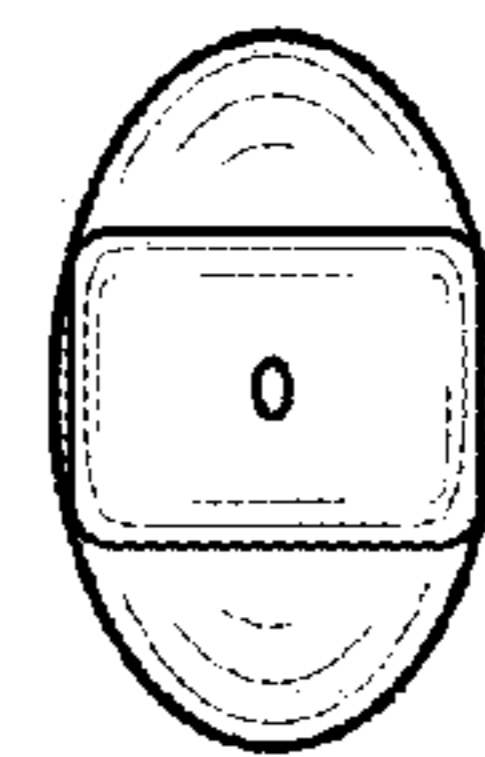


Fig. 6