

US00D896892S

(12) **United States Design Patent**
Van Gelder

(10) **Patent No.:** **US D896,892 S**

(45) **Date of Patent:** **** Sep. 22, 2020**

(54) **GAME EQUIPMENT INCLUDING A CARD AND PLAYING BOARD**

(71) Applicant: **Randy Van Gelder**, Sugar Land, NE (US)

(72) Inventor: **Randy Van Gelder**, Sugar Land, NE (US)

(**) Term: **15 Years**

(21) Appl. No.: **29/609,154**

(22) Filed: **Jun. 28, 2017**

(51) **LOC (12) Cl.** **21-01**

(52) **U.S. Cl.**
USPC **D21/347**

(58) **Field of Classification Search**
USPC D14/489, 490, 491, 492, 494, 495;
D21/376-384
CPC A63F 2001/0408; A63F 2001/0416; A63F
2001/0425; A63F 2001/0433; A63F
2001/0441; A63F 2001/045; A63F
2001/0475; A63F 2001/0483; A63F
2001/0491

See application file for complete search history.

(56) **References Cited**

U.S. PATENT DOCUMENTS

3,245,687 A	4/1966	Irwin	
3,627,325 A	12/1971	Breslow	
D279,303 S	6/1985	Kaga	
D284,878 S *	7/1986	Hollister	A63F 3/0625 273/298
5,318,306 A	6/1994	Levin	
5,632,488 A	5/1997	Sturm et al.	
5,810,666 A	9/1998	Mero et al.	
5,868,393 A	2/1999	Williams	
D441,406 S *	5/2001	Tompkins	D21/376
6,260,849 B1	6/2001	Vanhee	
6,402,152 B1	6/2002	Kutzik	

6,554,702 B2 *	4/2003	Mahar	A63F 1/00 273/292
6,659,869 B1	12/2003	Akamatsu	
6,843,477 B2	1/2005	Simmons, Jr.	
D564,602 S	3/2008	Heath	
7,371,178 B2	5/2008	Yano et al.	
7,392,986 B2	7/2008	Gress	
7,644,925 B2 *	1/2010	Hughes	A63F 1/00 273/292
D629,047 S	12/2010	Shigeta	
D647,968 S *	11/2011	Self	A63F 1/00 D19/60
D648,390 S *	11/2011	Self	D19/60

(Continued)

Primary Examiner — George D. Kirschbaum

Assistant Examiner — Joseph J Kukella

(74) *Attorney, Agent, or Firm* — Buche & Associates, P.C.; John K. Buche; Bryce A. Johnson

(57) **CLAIM**

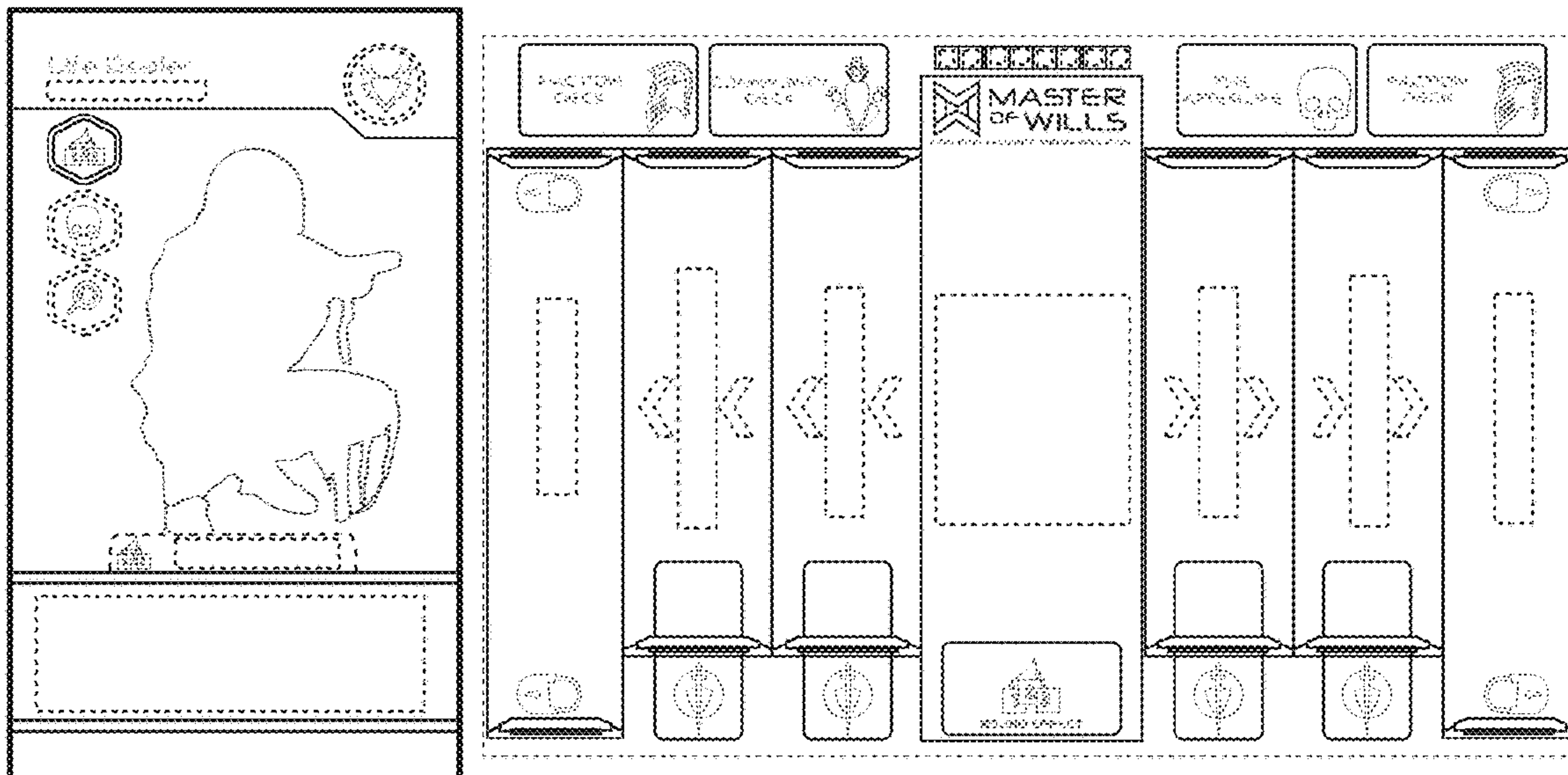
I claim the ornamental design for a game equipment including a card and a playing board, as shown.

DESCRIPTION

FIG. 1 is a plan view of the front the card;
 FIG. 2 is a plan view of the back of the card;
 FIG. 3 is a left side view of the card;
 FIG. 4 is a right side view of the card;
 FIG. 5 is a top view of the card;
 FIG. 6 is a bottom view of the card;
 FIG. 7 is a plan view of the top of the playing board;
 FIG. 8 is a plan view of the bottom of the playing board;
 FIG. 9 is a left side view of the playing board;
 FIG. 10 is a right side view of the playing board;
 FIG. 11 is a front view of the playing board;
 FIG. 12 is a rear view of the playing board; and,
 FIG. 13 is a rear view of the game board.

In the drawings, the broken lines depict portions of the article that form no part of the claimed design.

1 Claim, 4 Drawing Sheets



(56)

References Cited

U.S. PATENT DOCUMENTS

D648,391	S *	11/2011	Self	D19/60
D648,796	S *	11/2011	Self	D19/60
8,070,607	B2	12/2011	Takahashi et al.	
D670,344	S	11/2012	Volcani	
D677,725	S *	3/2013	Self	D19/60
D677,726	S *	3/2013	Self	D19/60
D677,727	S *	3/2013	Self	D19/60
D677,728	S *	3/2013	Self	D19/60
D677,729	S *	3/2013	Self	D19/60
2002/0043764	A1 *	4/2002	Imhof	A63F 1/00 273/292
2009/0085288	A1	4/2009	Hyra	
2010/0133754	A1	6/2010	Shigeta	
2015/0035229	A1 *	2/2015	Frappaolo	A63F 3/0625 273/148 R

* cited by examiner

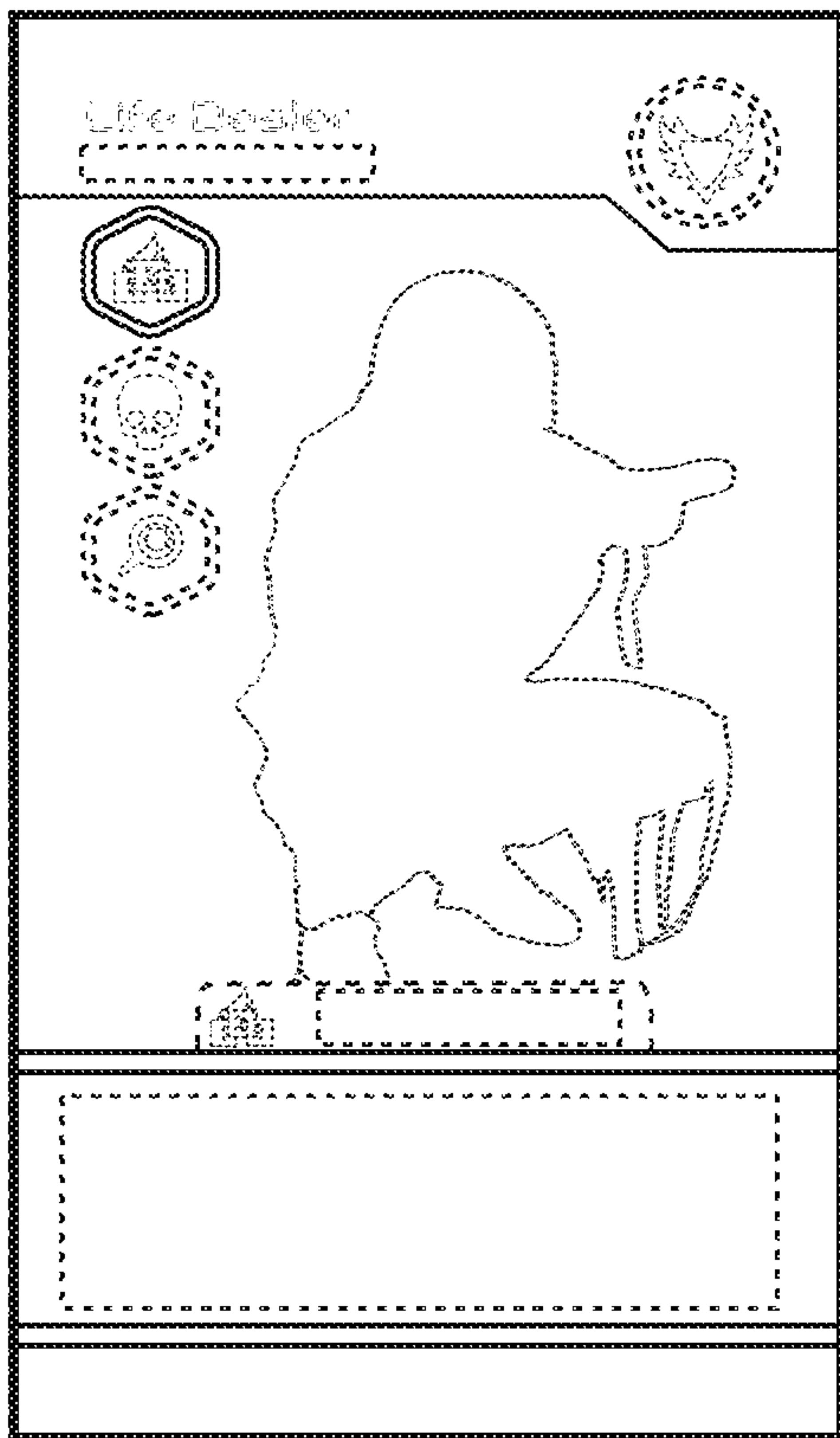


FIG. 1




FIG. 2

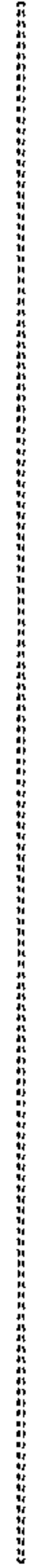


FIG. 3



FIG. 4

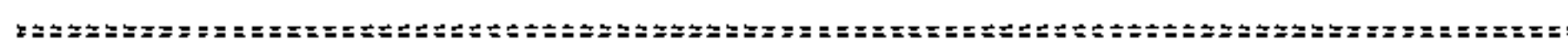


FIG. 5

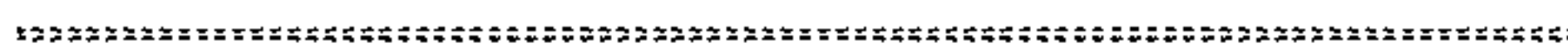


FIG. 6

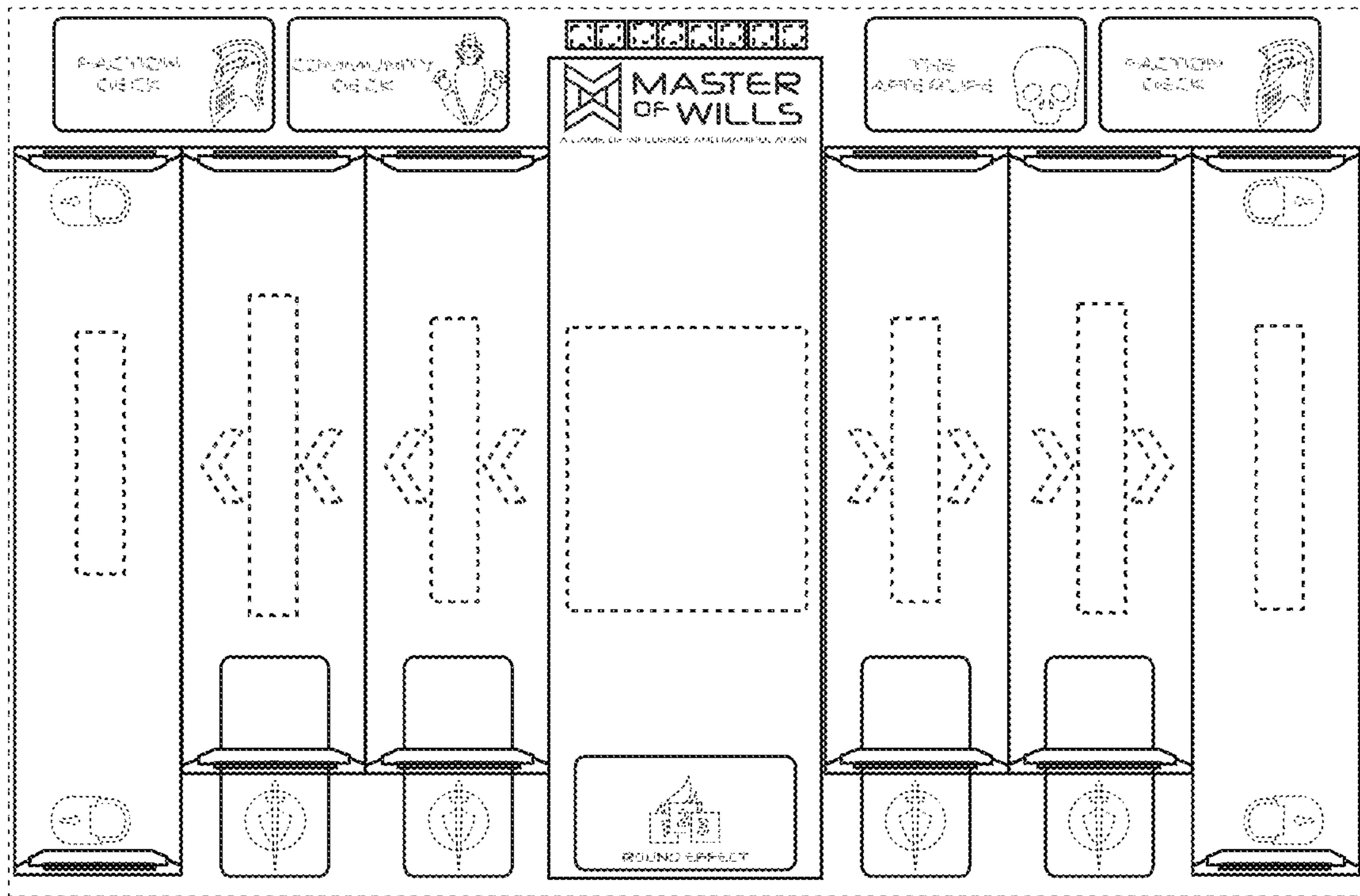


FIG. 7




FIG. 8

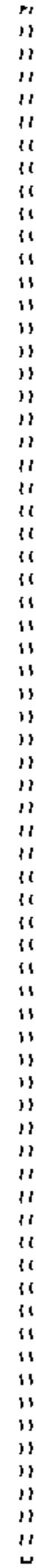


FIG. 9

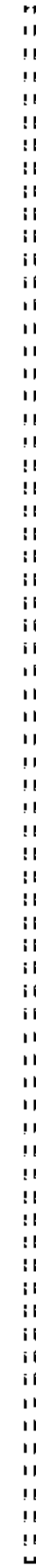


FIG. 10

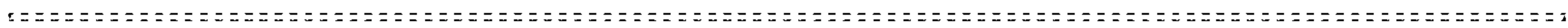


FIG. 11

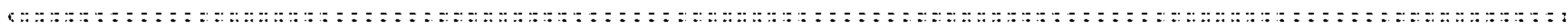


FIG. 12