



US00D896887S

(12) **United States Design Patent** (10) **Patent No.:** **US D896,887 S**
Herrington et al. (45) **Date of Patent:** **** Sep. 22, 2020**

(54) **CARD WITH ERGONOMIC TEXTURED GRIP**

(71) Applicant: **Capital One Services, LLC**, McLean, VA (US)

(72) Inventors: **Daniel Herrington**, New York, NY (US); **Tyler Maiman**, Melville, NY (US); **Stephen Schneider**, Midlothian, VA (US)

(73) Assignee: **CAPITAL ONE SERVICES, LLC**, McLean, VA (US)

(**) Term: **15 Years**

(21) Appl. No.: **29/669,735**

(22) Filed: **Nov. 9, 2018**

(51) **LOC (12) Cl.** **19-08**

(52) **U.S. Cl.**
USPC **D19/9**

(58) **Field of Classification Search**
USPC D19/1-10, 20-34; 40/124.01-124.15, 40/661, 776, 726; 283/72, 75-76, 283/105-107, 82, 70, 904, 74; 206/449; D21/385; D20/10-11, 22, 27, 40, 42; 360/2; 235/380, 382
CPC B42D 15/00; B42D 15/022; B42D 15/027; B42D 15/045; B42D 15/047; B42D 25/00; B42D 25/20; B42D 25/23; B42D 25/26; B42D 25/29; B42D 25/30; B42D 25/40; B42D 25/22; B42D 2033/02; B42D 2033/04; B42D 2033/08; B42D 2033/10; B42D 2033/16; B42D 2033/18; B42D 2033/20; B42D 2033/28; B42D 2033/30; G09F 3/00; G09F 3/02; G09F 2003/0201

See application file for complete search history.

(56) **References Cited**

U.S. PATENT DOCUMENTS

D224,569	S	8/1972	Regan et al.	
7,273,234	B1	9/2007	Collins et al.	
D602,522	S	10/2009	Field et al.	
D650,440	S	12/2011	Irwin, Jr.	
D776,755	S	1/2017	Witsil et al.	
D845,387	S *	4/2019	Mills	D19/9
D866,660	S *	11/2019	Mills	D19/9
D868,887	S *	12/2019	Mills	D19/9
2006/0255155	A1	11/2006	Cranston et al.	
2010/0276920	A1	11/2010	Woodman et al.	
2013/0320097	A1	12/2013	Anderson et al.	
2014/0300556	A1	10/2014	Mathew	
2018/0197062	A1	7/2018	Herslow et al.	

* cited by examiner

Primary Examiner — Abraham Bahta

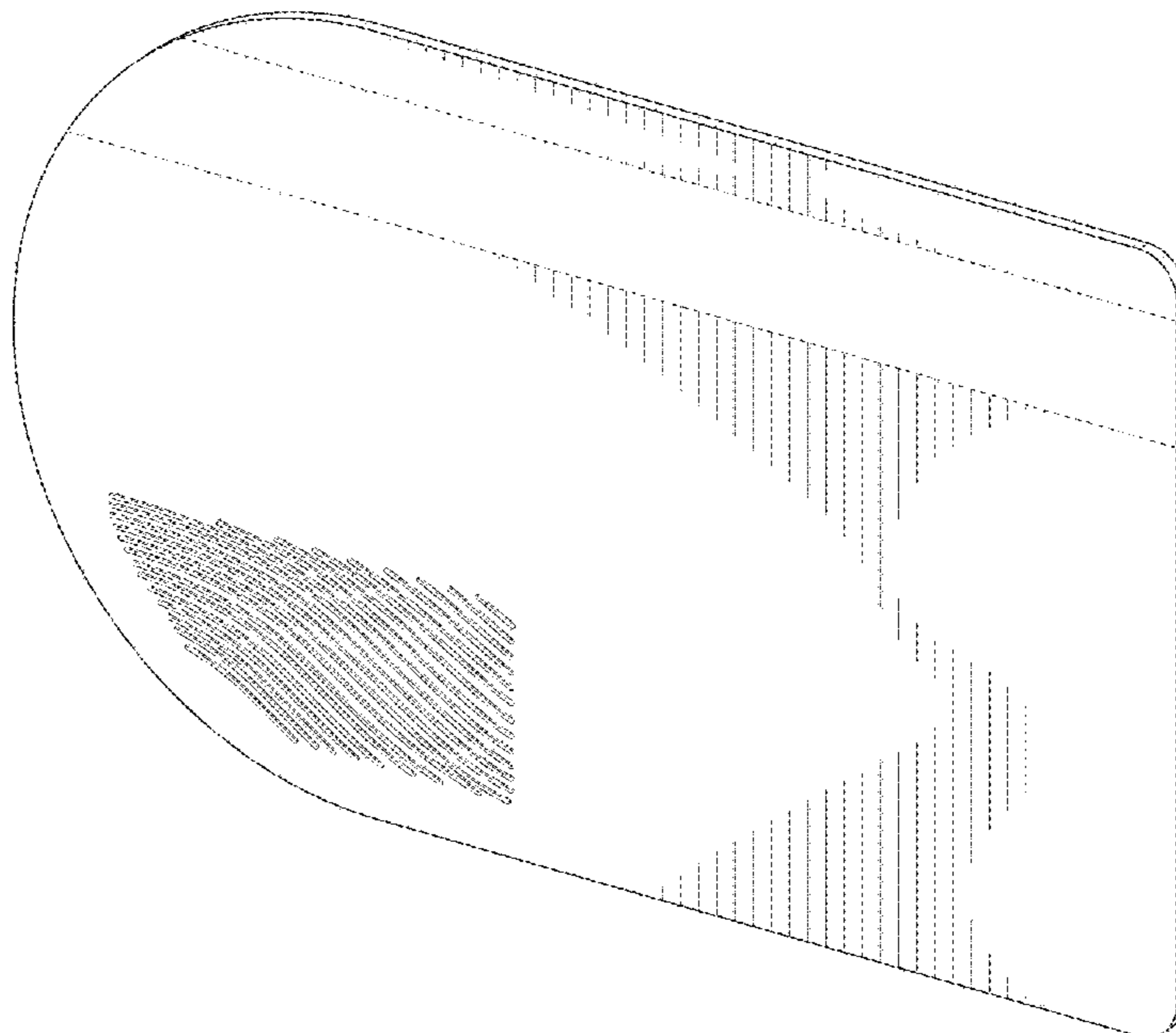
(57) **CLAIM**

The ornamental design for a card with ergonomic texture grip, as shown and described.

DESCRIPTION

FIG. 1 is an isometric view of the card with ergonomic textured grip showing our new design; FIG. 2 is a bottom view thereof; FIG. 3 is a top view thereof; FIG. 4 is a first end view thereof; FIG. 5 is a second end view thereof; FIG. 6 is a first side view thereof; and, FIG. 7 is a second side view thereof. The broken lines showing portions of the card with ergonomic textured grip are included for the purpose of illustrating environmental structure and form no part of the claimed design.

1 Claim, 5 Drawing Sheets



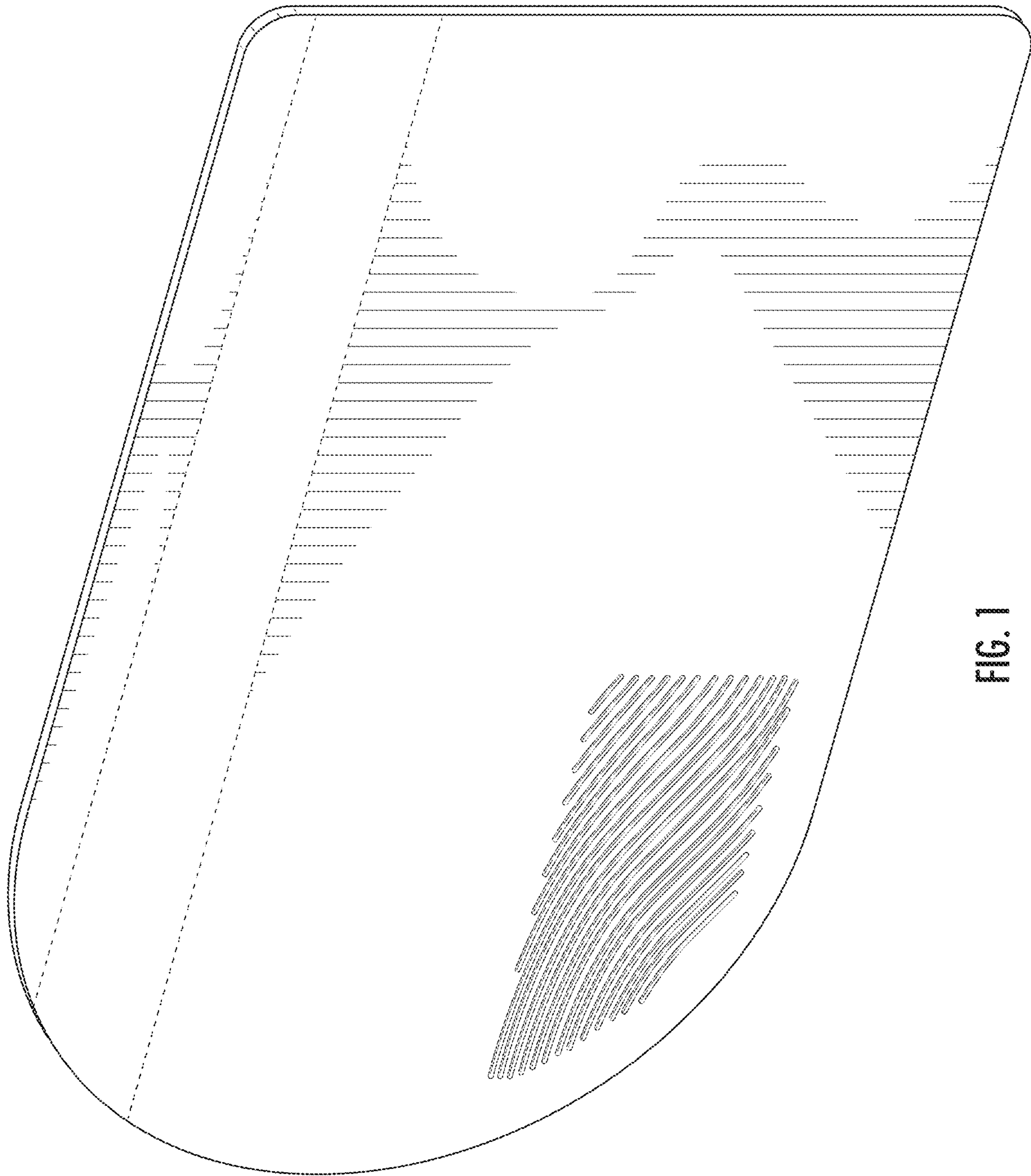


FIG. 1




FIG. 2




FIG. 3




FIG. 4

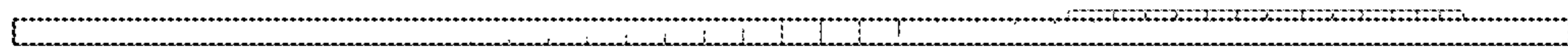


FIG. 5



FIG. 6



FIG. 7