

US00D896850S

(12) **United States Design Patent** (10) **Patent No.:** **US D896,850 S**  
**Stark et al.** (45) **Date of Patent:** **\*\* Sep. 22, 2020**

(54) **CROSSCUTTER DISC**  
(71) Applicant: **Väderstad Holding AB**, Väderstad (SE)  
(72) Inventors: **Crister Stark**, Väderstad (SE); **Urban Hammarström**, Skänninge (SE)  
(73) Assignee: **Väderstad Holding AB**, Väderstad (SE)  
(\*\*) Term: **15 Years**  
(21) Appl. No.: **29/669,820**  
(22) Filed: **Nov. 12, 2018**  
(51) **LOC (12) Cl.** ..... **15-03**  
(52) **U.S. Cl.**  
USPC ..... **D15/29**  
(58) **Field of Classification Search**  
USPC ..... D8/61, 67, 70, 86; D15/127, 131, 138,  
D15/139, 140, 10, 21, 29  
CPC ..... A01B 15/16; A01B 15/18; A01B 21/08;  
A01B 21/086; A01B 23/06  
See application file for complete search history.

D772,319 S \* 11/2016 Nam ..... D15/139  
D772,963 S \* 11/2016 Nam ..... D15/139  
D795,318 S \* 8/2017 Yoshida ..... D15/139  
D798,923 S \* 10/2017 Homola ..... D15/139  
D804,552 S \* 12/2017 Lee ..... D15/139  
D807,718 S \* 1/2018 Matsubara ..... D8/20  
D815,164 S \* 4/2018 Schleicher ..... D15/139  
D822,080 S \* 7/2018 Oh ..... D15/139  
D822,731 S \* 7/2018 Yoshida ..... D15/139  
D823,055 S \* 7/2018 Donaghy ..... D7/412  
D823,056 S \* 7/2018 Donaghy ..... D7/412  
D823,057 S \* 7/2018 Donaghy ..... D7/412  
D823,058 S \* 7/2018 Donaghy ..... D7/412  
D823,059 S \* 7/2018 Donaghy ..... D7/412  
D845,360 S \* 4/2019 Kobayashi ..... D15/139  
D845,361 S \* 4/2019 Komiyama ..... D15/139

(Continued)

**FOREIGN PATENT DOCUMENTS**

CA 3026785 A1 \* 12/2017 ..... A01B 15/16  
*Primary Examiner* — Michael C Stout  
*Assistant Examiner* — Fritzgerald L Butac  
(74) *Attorney, Agent, or Firm* — Moore & Van Allen  
PLLC; Jeffrey R. Gray

(56) **References Cited**

**U.S. PATENT DOCUMENTS**

D502,713 S \* 3/2005 Hunag ..... D15/139  
D502,714 S \* 3/2005 Hunag ..... D15/139  
D502,715 S \* 3/2005 Hunag ..... D15/139  
D536,095 S \* 1/2007 May ..... D15/139  
D536,716 S \* 2/2007 Huang ..... D15/139  
D536,717 S \* 2/2007 Huang ..... D15/139  
D568,915 S \* 5/2008 Boulakhov ..... D15/139  
D576,186 S \* 9/2008 Rosso ..... D15/138  
D582,447 S \* 12/2008 Boulakhov ..... D15/139  
D582,448 S \* 12/2008 Boulakhov ..... D15/139  
D649,389 S \* 11/2011 Bickert ..... D7/300.2  
D718,357 S \* 11/2014 Park ..... D15/139  
D748,703 S \* 2/2016 Nam ..... D15/139  
D771,726 S \* 11/2016 Nam ..... D15/139  
D772,318 S \* 11/2016 Nam ..... D15/139

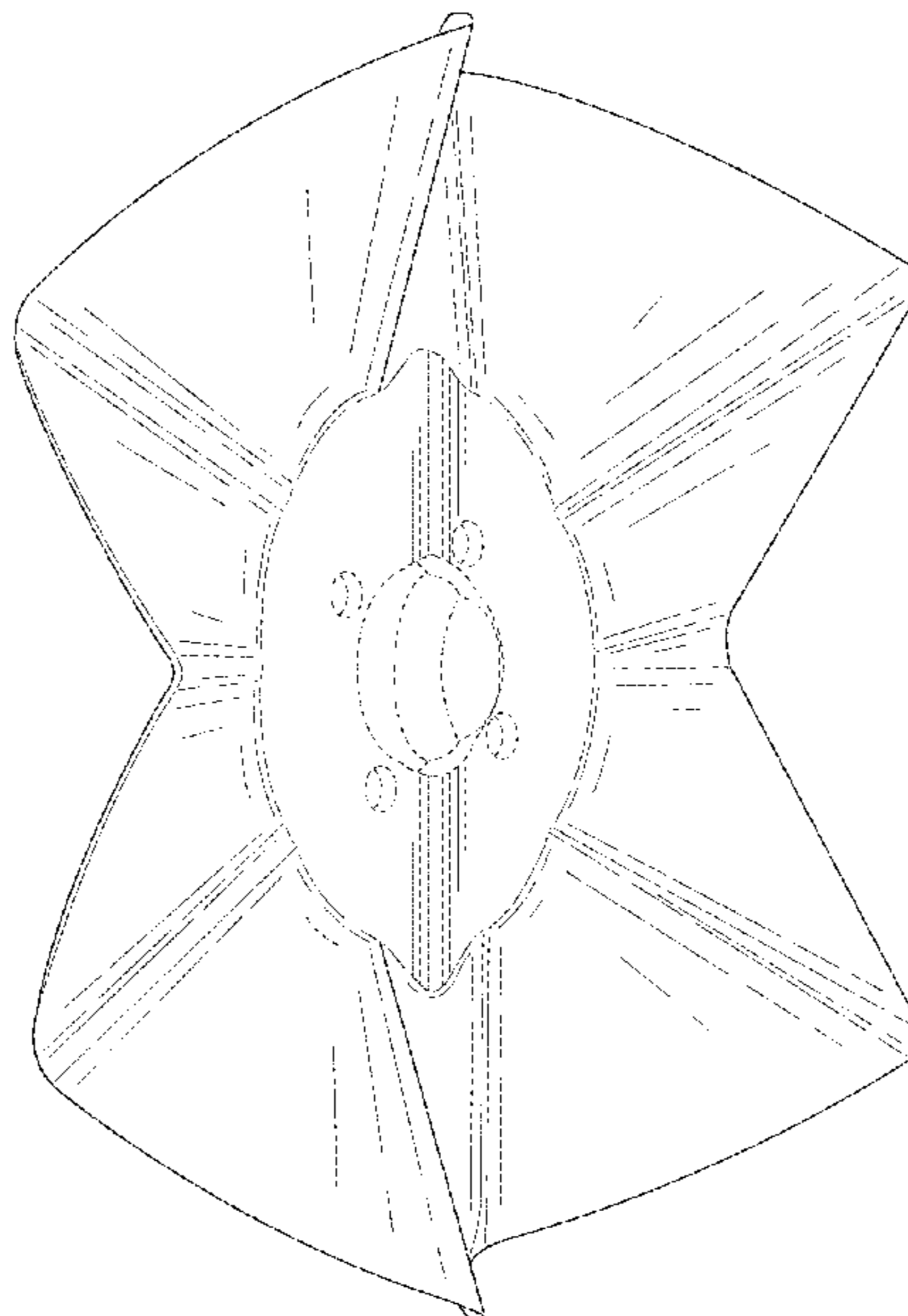
(57) **CLAIM**

The ornamental design for a crosscutter disc, as shown and described.

**DESCRIPTION**

FIG. 1 is a bottom perspective view of a crosscutter disc showing my new design.  
FIG. 2 is a side elevation view of the crosscutter disc as shown in FIG. 1 showing my new design; and,  
FIG. 3 is a top plan view of the crosscutter disc as shown in FIG. 1 showing my new design.  
The broken lines show portions of a crosscutter disc that form no part of the claimed design.

**1 Claim, 3 Drawing Sheets**



(56)

**References Cited**

U.S. PATENT DOCUMENTS

D849,070 S \* 5/2019 Schollmayer ..... B01F 7/00033  
D15/130  
D854,920 S \* 7/2019 Fisher ..... D8/387  
D854,921 S \* 7/2019 Fisher ..... D8/387  
D856,386 S \* 8/2019 Banjo ..... D15/139  
2019/0269061 A1\* 9/2019 Stark ..... A01B 21/086

\* cited by examiner

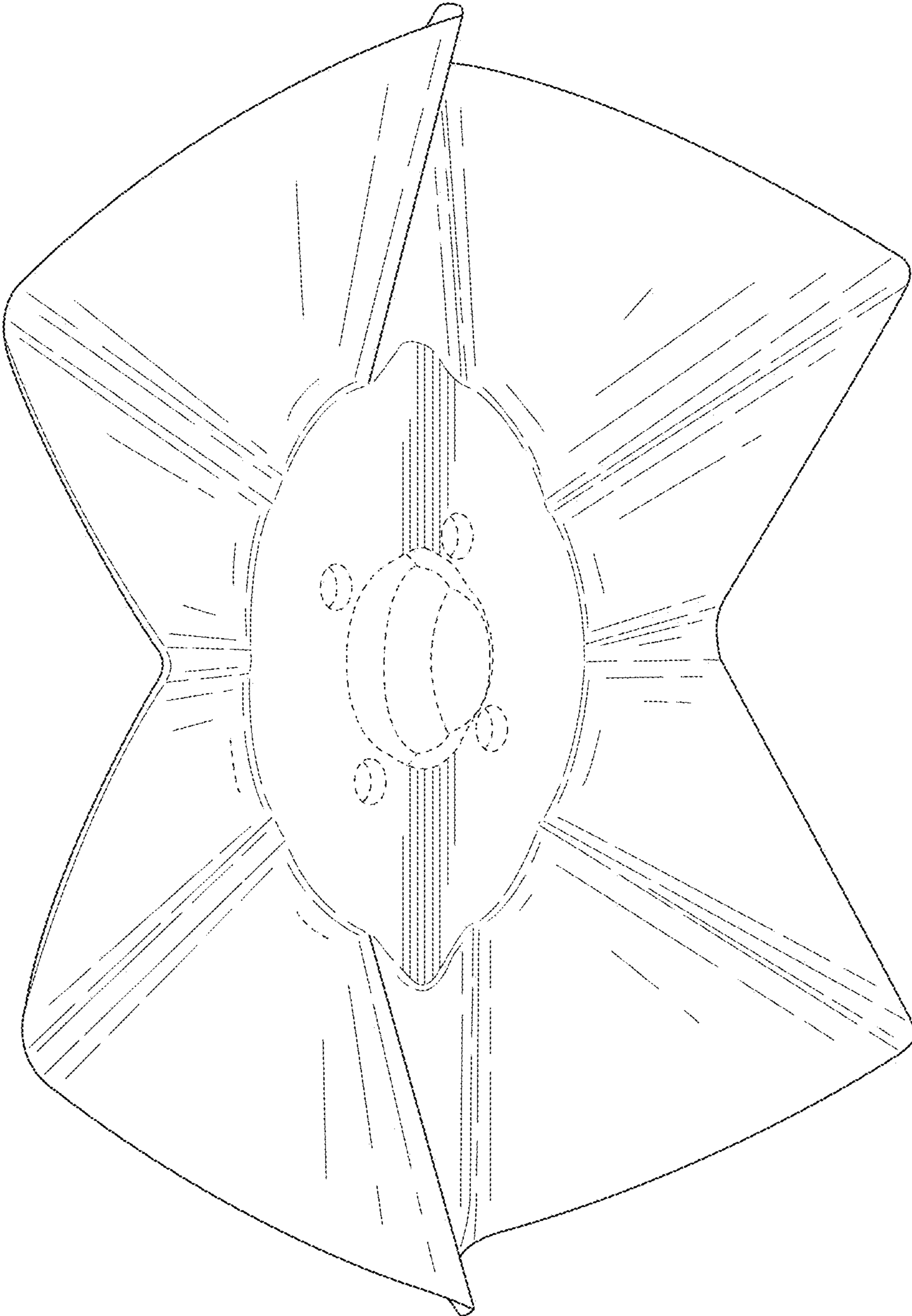


FIG. 1

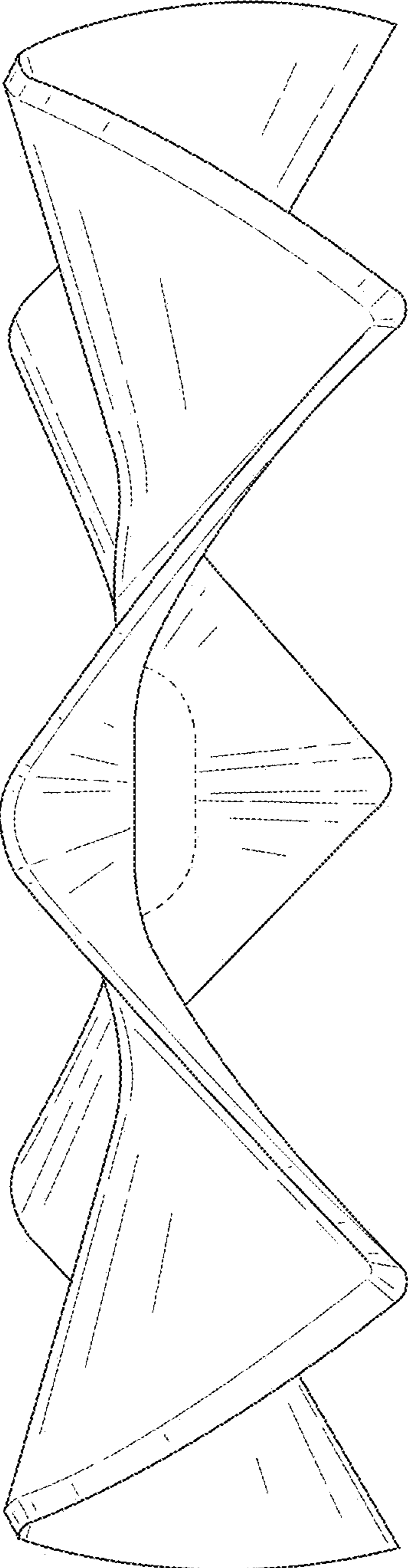


FIG. 2

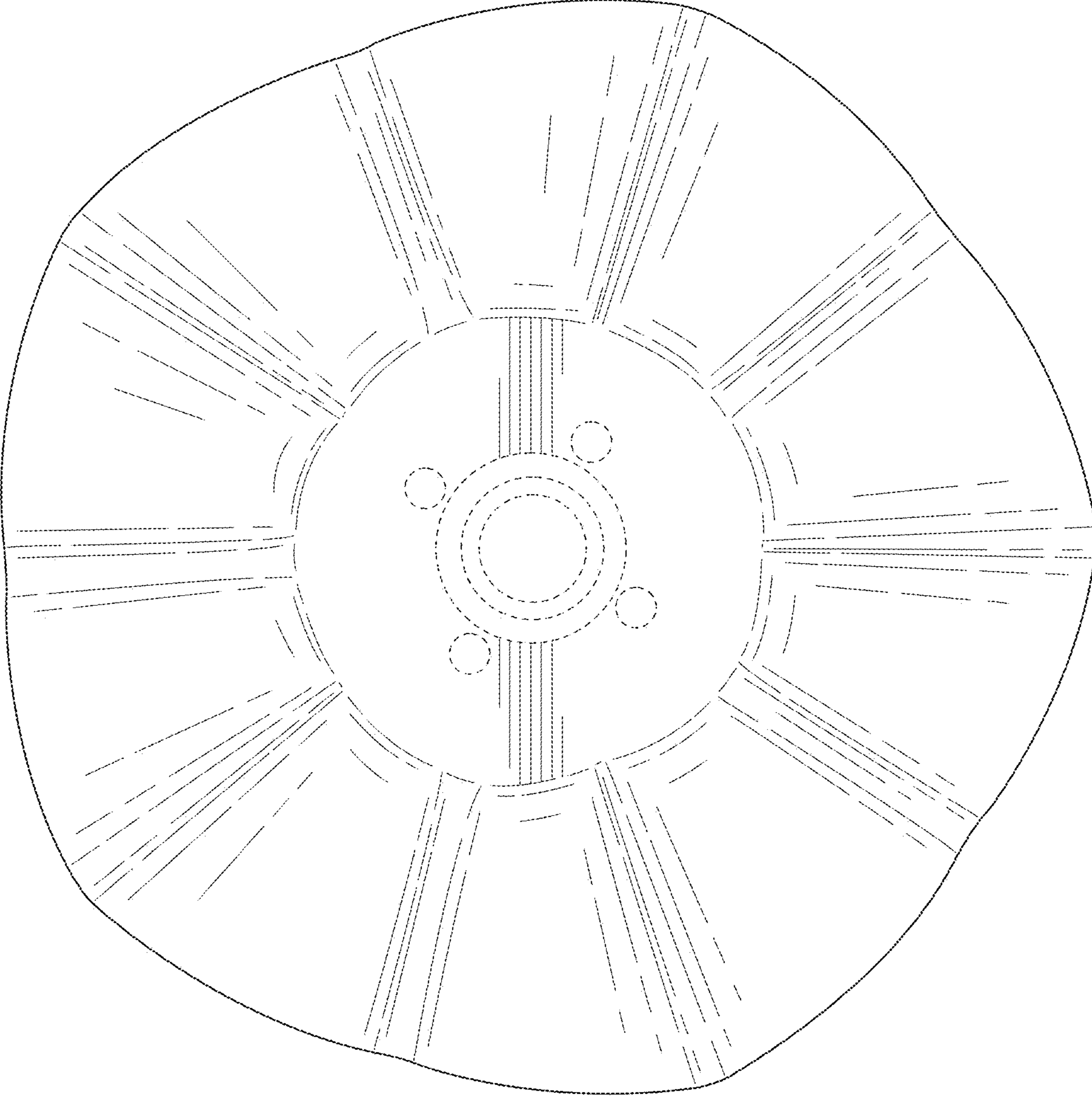


FIG. 3