



US00D896847S

(12) **United States Design Patent** (10) **Patent No.:** **US D896,847 S**  
**Janardhan et al.** (45) **Date of Patent:** **\*\* Sep. 22, 2020**

(54) **PUMP**

(71) Applicant: **Insera Therapeutics, Inc.**, Sacramento, CA (US)

(72) Inventors: **Vallabh Janardhan**, Dallas, TX (US); **Vikram Janardhan**, Sacramento, CA (US)

(73) Assignee: **Insera Therapeutics, Inc.**, Sacramento, CA (US)

(\*\*) Term: **15 Years**

(21) Appl. No.: **29/684,193**

(22) Filed: **Mar. 19, 2019**

**Related U.S. Application Data**

(60) Continuation of application No. 29/634,405, filed on Jan. 22, 2018, now Pat. No. Des. 847,864, and a continuation of application No. 29/678,622, filed on Jan. 30, 2019, now Pat. No. Des. 850,490, which is a division of application No. 29/634,405, filed on Jan. 22, 2018, now Pat. No. Des. 847,864, application No. 29/684,193, which is a continuation of application No. 29/678,632, filed on Jan. 30, 2019, now Pat. No. Des. 847,866, which is a division of application No. 29/634,405, filed on Jan. 22, 2018, application No. 29/684,193, which is a continuation of application  
(Continued)

(51) **LOC (12) Cl.** ..... **15-02**

(52) **U.S. Cl.**  
USPC ..... **D15/7**

(58) **Field of Classification Search**  
USPC ..... D15/7-9; D23/225, 231, 232  
CPC ..... F02M 37/04; F02M 37/14; F04B 53/92;  
F04B 1/005; F04D 13/06; F04D 29/22;  
F04D 29/046; F04D 29/2266  
See application file for complete search history.

(56) **References Cited**

**U.S. PATENT DOCUMENTS**

4,930,997 A 6/1990 Bennett  
D333,664 S \* 3/1993 Carroll ..... D15/7  
(Continued)

**FOREIGN PATENT DOCUMENTS**

EP 0 777 504 10/1998  
EP 0 853 950 10/2002  
(Continued)

**OTHER PUBLICATIONS**

Neale, "Medtronic's Riptide System Cleared for Thrombus Aspiration in Acute Stroke", tctMD / the heart beat, Jan. 16, 2018.  
(Continued)

*Primary Examiner* — Khawaja Anwar

(74) *Attorney, Agent, or Firm* — Knobbe Martens Olson & Bear, LLP

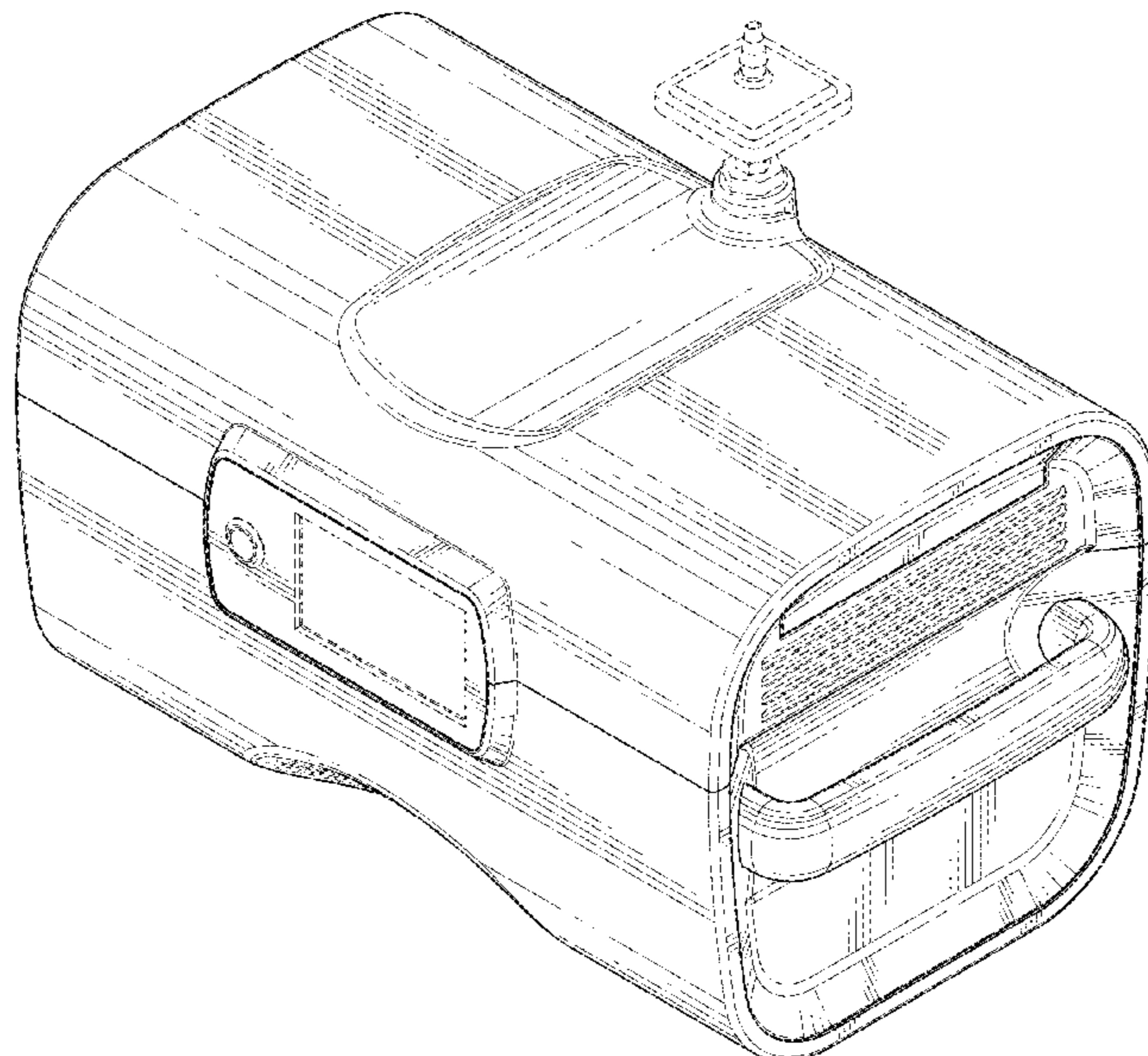
(57) **CLAIM**

The ornamental design for a pump, as shown and described.

**DESCRIPTION**

FIG. 1 is a front, left, and top perspective view of a pump; FIG. 2 is a back, right, and bottom perspective view of the pump of FIG. 1; FIG. 3 is a front elevational view of the pump of FIG. 1; FIG. 4 is a back elevational view of the pump of FIG. 1; FIG. 5 is a top plan view of the pump of FIG. 1; FIG. 6 is a bottom plan view of the pump of FIG. 1; FIG. 7 is a right elevational view of the pump of FIG. 1; and, FIG. 8 is a left elevational view of the pump of FIG. 1. The broken line portions show unclaimed subject matter only and form no part of the claimed design.

**1 Claim, 7 Drawing Sheets**



**Related U.S. Application Data**

No. 29/678,623, filed on Jan. 30, 2019, now Pat. No. Des. 847,865, which is a division of application No. 29/634,405, filed on Jan. 22, 2018.

(56)

**References Cited**

U.S. PATENT DOCUMENTS

5,419,774 A 5/1995 Willard et al.  
 5,622,867 A 4/1997 Livesey et al.  
 5,827,229 A 10/1998 Auth et al.  
 5,919,614 A 7/1999 Livesey et al.  
 D413,123 S \* 8/1999 Leonhard ..... D15/7  
 6,022,747 A 2/2000 Gherson et al.  
 6,062,215 A 5/2000 Leininger et al.  
 6,071,267 A 6/2000 Zamierowski  
 6,115,860 A 9/2000 Vralik  
 6,145,143 A 11/2000 Hicks et al.  
 6,163,908 A 12/2000 Vralik  
 6,183,488 B1 2/2001 Ross et al.  
 6,221,669 B1 4/2001 Livesey et al.  
 D445,804 S \* 7/2001 Tsai ..... D15/7  
 6,306,163 B1 10/2001 Fitz  
 6,353,950 B1 3/2002 Bartlett et al.  
 6,358,260 B1 3/2002 Ross et al.  
 6,387,065 B1 5/2002 Tumey  
 6,425,905 B1 7/2002 Guimaraes et al.  
 6,468,237 B1 10/2002 Lina  
 6,517,513 B1 2/2003 Covington et al.  
 6,547,756 B1 4/2003 Greter et al.  
 6,663,644 B1 12/2003 Ross et al.  
 6,673,028 B1 1/2004 Argenta et al.  
 6,827,701 B2 12/2004 MacMahon et al.  
 6,904,631 B2 6/2005 Vralik et al.  
 7,004,915 B2 2/2006 Boynton et al.  
 D520,023 S \* 5/2006 Goto ..... D15/7  
 7,108,683 B2 9/2006 Zamierowski  
 7,144,390 B1 12/2006 Hannigan et al.  
 7,198,046 B1 4/2007 Argenta et al.  
 7,216,651 B2 5/2007 Argenta et al.  
 7,276,052 B2 10/2007 Kobayashi et al.  
 7,300,429 B2 11/2007 Fitzgerald et al.  
 7,311,700 B2 12/2007 Guimaraes et al.  
 D573,609 S \* 7/2008 Bilger ..... D15/7  
 7,410,491 B2 8/2008 Hopkins et al.  
 7,410,602 B2 8/2008 Davey et al.  
 7,514,075 B2 4/2009 Hedrick et al.  
 D604,746 S \* 11/2009 Nishido ..... D15/7  
 7,645,291 B2 1/2010 Ross et al.  
 7,658,746 B2 2/2010 Ross et al.  
 7,666,161 B2 2/2010 Nash et al.  
 7,717,853 B2 5/2010 Nita  
 7,918,822 B2 4/2011 Kumar et al.  
 7,931,651 B2 4/2011 Webb et al.  
 7,931,659 B2 4/2011 Bose et al.  
 8,070,735 B2 12/2011 Koch et al.  
 8,070,764 B2 12/2011 Ross et al.  
 8,070,791 B2 12/2011 Ferrera et al.  
 8,105,580 B2 1/2012 Fraser et al.  
 8,163,276 B2 4/2012 Hedrick et al.  
 8,235,955 B2 8/2012 Blott et al.  
 8,267,960 B2 9/2012 Argenta et al.  
 8,333,796 B2 12/2012 Tompkins et al.  
 8,366,620 B2 2/2013 Nita  
 8,366,735 B2 2/2013 Bose et al.  
 8,377,016 B2 2/2013 Argenta et al.  
 8,425,549 B2 4/2013 Lenker et al.  
 8,454,603 B2 6/2013 Webb et al.  
 8,460,312 B2 6/2013 Bose et al.  
 8,465,467 B2 6/2013 Gao  
 8,591,453 B2 11/2013 Stubkjaer et al.  
 8,632,498 B2 1/2014 Rimsa et al.  
 8,758,315 B2 6/2014 Chen et al.  
 D710,003 S 7/2014 Rimsa et al.  
 8,764,794 B2 7/2014 Argenta et al.  
 8,795,244 B2 8/2014 Randolph et al.  
 D712,933 S \* 9/2014 Deoreo ..... D15/7

8,834,520 B2 9/2014 Argenta et al.  
 8,911,487 B2 12/2014 Bennett et al.  
 8,920,402 B2 12/2014 Nash et al.  
 8,932,320 B1 1/2015 Janardhan et al.  
 8,932,321 B1 1/2015 Janardhan et al.  
 9,023,273 B2 5/2015 Kibalo  
 9,050,136 B2 6/2015 Webb et al.  
 D737,431 S 8/2015 Rimsa et al.  
 9,095,326 B2 8/2015 Ritchie et al.  
 9,119,656 B2 9/2015 Bose et al.  
 9,125,731 B2 9/2015 Ross et al.  
 9,186,151 B2 11/2015 Tompkins et al.  
 9,289,193 B2 3/2016 Argenta et al.  
 9,314,568 B2 4/2016 Gurtner et al.  
 9,333,024 B2 5/2016 Woloszko et al.  
 9,370,611 B2 6/2016 Ross et al.  
 9,375,513 B2 6/2016 Sun et al.  
 9,445,831 B2 9/2016 Mark  
 9,446,189 B2 9/2016 Rimsa et al.  
 9,526,865 B2 12/2016 Quick  
 9,532,792 B2 1/2017 Galdonik et al.  
 9,532,863 B2 1/2017 Hayzlett  
 9,549,805 B2 1/2017 Hayzlett et al.  
 9,554,805 B2 1/2017 Tompkins et al.  
 9,561,129 B2 2/2017 Ross et al.  
 9,566,089 B2 2/2017 Webb et al.  
 9,594,004 B2 3/2017 Fry et al.  
 9,615,832 B2 4/2017 Bose et al.  
 9,615,951 B2 4/2017 Bennett et al.  
 D785,679 S \* 5/2017 Hartung ..... D15/7  
 D786,939 S \* 5/2017 Nelson ..... D15/7  
 9,655,633 B2 5/2017 Leynov et al.  
 9,662,129 B2 5/2017 Galdonik et al.  
 9,675,358 B2 6/2017 Wagner et al.  
 D795,420 S 8/2017 Rimsa et al.  
 9,737,455 B2 8/2017 Argenta et al.  
 9,775,621 B2 10/2017 Tompkins et al.  
 D810,145 S \* 2/2018 Sinico ..... D15/7  
 9,883,854 B2 2/2018 Mak  
 9,883,877 B2 2/2018 Look  
 9,913,705 B2 3/2018 Hayzlett et al.  
 9,913,936 B2 3/2018 Look et al.  
 9,915,674 B2 3/2018 Zordan  
 9,943,321 B2 4/2018 Nita  
 9,999,710 B2 6/2018 Ross et al.  
 D822,718 S \* 7/2018 Hartung ..... D15/7  
 10,022,214 B2 7/2018 Hayzlett  
 D826,282 S \* 8/2018 Mead ..... D15/7  
 D826,283 S \* 8/2018 Mead ..... D15/7  
 10,058,339 B2 8/2018 Galdonik et al.  
 10,076,318 B2 9/2018 Argenta et al.  
 D838,746 S \* 1/2019 Gan ..... D15/7  
 D838,747 S \* 1/2019 Gan ..... D15/7  
 2003/0004537 A1 1/2003 Boyle et al.  
 2003/0069549 A1 4/2003 MacMahon et al.  
 2003/0139255 A1 7/2003 Lina  
 2005/0085769 A1 4/2005 MacMahon et al.  
 2005/0124969 A1 6/2005 Fitzgerald et al.  
 2006/0058837 A1 3/2006 Bose et al.  
 2007/0038100 A1 2/2007 Nita  
 2007/0129652 A1 6/2007 Nita  
 2007/0135832 A1 6/2007 Wholey et al.  
 2007/0239261 A1 10/2007 Bose et al.  
 2008/0015478 A1 1/2008 Bose  
 2008/0051708 A1 2/2008 Kumar et al.  
 2008/0147110 A1 6/2008 Wijeratne  
 2008/0319355 A1 12/2008 Nita  
 2009/0030400 A1 1/2009 Bose et al.  
 2009/0318892 A1 12/2009 Aboytes et al.  
 2010/0114017 A1 5/2010 Lenker et al.  
 2010/0191178 A1 7/2010 Ross et al.  
 2010/0204672 A1 8/2010 Lockhart et al.  
 2010/0217276 A1 8/2010 Garrison et al.  
 2010/0280434 A1 11/2010 Raney et al.  
 2011/0160621 A1 6/2011 Nita  
 2011/0160761 A1 6/2011 Ferrera et al.  
 2011/0184454 A1 7/2011 Barry et al.  
 2011/0264133 A1 10/2011 Hanlon et al.  
 2011/0313328 A1 12/2011 Nita

(56)

## References Cited

## U.S. PATENT DOCUMENTS

2011/0319927 A1 12/2011 Nita  
 2012/0078140 A1 3/2012 Nita  
 2012/0078285 A1 3/2012 Griffin  
 2012/0150147 A1 6/2012 Leynov et al.  
 2012/0310367 A1 12/2012 Connor  
 2012/0330196 A1 12/2012 Nita  
 2013/0121970 A1 5/2013 Owens et al.  
 2013/0201316 A1 8/2013 Binder et al.  
 2014/0128907 A1 5/2014 Hui et al.  
 2014/0180377 A1 6/2014 Bose et al.  
 2014/0276897 A1 9/2014 Rockley et al.  
 2015/0032120 A1 1/2015 Janardhan et al.  
 2015/0032121 A1 1/2015 Janardhan et al.  
 2015/0196304 A1 7/2015 Rabkin et al.  
 2015/0202338 A1 7/2015 Kibalo  
 2015/0320911 A1 11/2015 Sun et al.  
 2015/0359666 A1 12/2015 Zacharias  
 2016/0058614 A1 3/2016 Ross et al.  
 2016/0128869 A1 5/2016 Zacharias  
 2016/0166265 A1 6/2016 Nita  
 2016/0166352 A1 6/2016 Rimsa et al.  
 2016/0193429 A1 7/2016 Gurtner et al.  
 2016/0244722 A1 8/2016 Wang et al.  
 2016/0271295 A1 9/2016 Sun et al.  
 2017/0021072 A1 1/2017 Forsell  
 2017/0105743 A1 4/2017 Vale et al.  
 2017/0112562 A1 4/2017 Woloszko et al.  
 2017/0112981 A1 4/2017 Friedman et al.  
 2017/0147765 A1 5/2017 Mehta  
 2017/0151032 A1 6/2017 Loisel  
 2017/0172581 A1 6/2017 Bose et al.  
 2017/0173227 A1 6/2017 Jessop et al.  
 2017/0212014 A1 7/2017 Fry et al.  
 2017/0215902 A1 8/2017 Leynov et al.  
 2017/0296422 A1 10/2017 Park et al.  
 2017/0340797 A1 11/2017 Raman et al.  
 2017/0360450 A1 12/2017 Tompkins et al.  
 2017/0367857 A1 12/2017 Bennett et al.  
 2018/0000510 A1 1/2018 Nash et al.  
 2018/0057787 A1 3/2018 Friedman et al.  
 2018/0085136 A1 3/2018 Janardhan et al.  
 2018/0153675 A1 6/2018 Hayzlett et al.  
 2018/0153760 A1 6/2018 Rosen et al.  
 2018/0185130 A1 7/2018 Janardhan et al.  
 2018/0197633 A1 7/2018 Mehta  
 2018/0228502 A1 8/2018 Shaffer et al.  
 2018/0242989 A1 8/2018 Nita  
 2018/0263642 A1 9/2018 Nita  
 2018/0263646 A1 9/2018 Loisel  
 2018/0296317 A1 10/2018 Hayzlett et al.  
 2018/0303498 A1 10/2018 Galdonik et al.  
 2018/0338770 A1 11/2018 Mogi et al.  
 2018/0339130 A1 11/2018 Ogle  
 2018/0353194 A1 12/2018 Shaffer et al.  
 2018/0353644 A1 12/2018 Sun et al.  
 2018/0368965 A1 12/2018 Janardhan et al.  
 2019/0008626 A1 1/2019 Janardhan et al.  
 2019/0008627 A1 1/2019 Janardhan et al.

## FOREIGN PATENT DOCUMENTS

WO WO 2012/057881 5/2012  
 WO WO 2014/151209 9/2014  
 WO WO 2015/157330 10/2015  
 WO WO 2016/018448 2/2016  
 WO WO 2017/142874 8/2017

## OTHER PUBLICATIONS

Penumbra System, Science of Aspiration The Penumbra System Approach, 2016.  
 Powerex, "Medical Dry Rotary Vane Vacuum", Retrieved from the internet Mar. 27, 2017, <URL: [http://www.powerexinc.com/article/image\\_18200000000197](http://www.powerexinc.com/article/image_18200000000197)>.

Simon et al., "Exploring the efficacy of cyclic vs static aspiration in a cerebral thrombectomy model: an initial proof of concepts study", *J NeuroIntervent Surg.*, 2014, vol. 6, pp. 677-683.

U.S. Appl. No. 11/859,272 (now U.S. Pat. No. 9,034,007), filed Sep. 21, 2007 (dated May 19, 2015), Distal Embolic Protection Devices and Methods for Their Use.

U.S. Appl. No. 14/709,794, filed May 12, 2015, Distal Embolic Protection Devices and Methods for Their Use.

U.S. Appl. No. 13/952,982 (now U.S. Pat. No. 8,679,150), filed Jul. 29, 2013 (dated Mar. 25, 2014), Shape-set Textile Structure Based Mechanical Thrombectomy Methods.

U.S. Appl. No. 14/012,161 (now U.S. Pat. No. 9/179,931), filed Aug. 28, 2013 (dated Nov. 10, 2015), Shape-set Textile Structure Based Mechanical Thrombectomy Systems.

U.S. Appl. No. 14/926,636 (now U.S. Pat. No. 9,750,524), filed Oct. 29, 2015 (dated Sep. 5, 2017), Shape-set Textile Structure Based Mechanical Thrombectomy Systems.

U.S. Appl. No. 15/693,816, filed Sep. 1, 2017, Woven Vascular Device End Treatments.

U.S. Appl. No. 13/953,556 (now U.S. Pat. No. 8,690,907), filed Jul. 29, 2013 (dated Apr. 8, 2014) Vascular Treatment Methods.

U.S. Appl. No. 13/953,681 (now U.S. Pat. No. 8,715,315), filed Jul. 29, 2013, (dated May 6, 2014), Vascular Treatment Systems.

U.S. Appl. No. 14/012,474 (now U.S. Pat. No. 8,747,432), filed Aug. 28, 2013 (dated Jun. 10, 2014), Woven Vascular Treatment Devices.

U.S. Appl. No. 14/012,481 (now U.S. Pat. No. 8,721,676), filed Aug. 28, 2013 (dated May 13, 2014), Slotted Vascular Treatment Devices.

U.S. Appl. No. 14/012,348 (now U.S. Pat. No. 8,783,151), filed Aug. 28, 2013 (dated Jul. 22, 2014), Methods of Manufacturing Vascular Treatment Devices.

U.S. Appl. No. 14/167,132 (now U.S. Pat. No. 8,895,891), filed Jan. 29, 2014 (dated Nov. 25, 2014), Methods of Cutting Tubular Devices.

U.S. Appl. No. 14/088,797 (now U.S. Pat. No. 8,753,371), filed Nov. 25, 2013 (dated Jun. 17, 2014), Woven Vascular Treatment Systems.

U.S. Appl. No. 14/551,337 (now U.S. Pat. No. 9,592,068), filed Nov. 24, 2014 (dated Mar. 14, 2017), Free End Vascular Treatment Systems.

U.S. Appl. No. 15/457,089, filed Mar. 13, 2017, Vascular Treatment Devices.

U.S. Appl. No. 13/953,540 (now U.S. Pat. No. 8,715,314), filed Jul. 29, 2013 (dated May 6, 2014), Vascular Treatment Measurement Methods.

U.S. Appl. No. 14/012,866 (now U.S. Pat. No. 8,845,678), filed Aug. 28, 2013 (dated Sep. 30, 2014), Two-Way Shape Memory Vascular Treatment Methods.

U.S. Appl. No. 14/012,862 (now U.S. Pat. No. 8,733,618), filed Aug. 28, 2013 (dated May 27, 2014), Methods of Coupling Parts of Vascular Treatment Systems.

U.S. Appl. No. 14/012,904 (now U.S. Pat. No. 8,789,452), filed Aug. 28, 2013 (dated Jul. 29, 2014), Methods of Manufacturing Woven Vascular Treatment Devices.

U.S. Appl. No. 14/012,913 (now U.S. Pat. No. 9,179,995), filed Aug. 28, 2013 (dated Nov. 10, 2015), Methods of Manufacturing Slotted Vascular Treatment Devices.

U.S. Appl. No. 14/012,903 (now U.S. Pat. No. 8,870,901), filed Aug. 28, 2013 (dated Oct. 28, 2014), Two-Way Shape Memory Vascular Treatment Systems.

U.S. Appl. No. 14/013,411 (now U.S. Pat. No. 8,728,116), filed Aug. 29, 2013 (dated May 20, 2014), Slotted Catheters.

U.S. Appl. No. 14/013,376 (now U.S. Pat. No. 8,735,777), filed Aug. 29, 2013 (dated May 27, 2014), Heat Treatment Systems.

U.S. Appl. No. 14/013,421, filed Aug. 29, 2013, Laser Cutting Systems.

U.S. Appl. No. 14/013,448, filed Aug. 29, 2013, Woven Vascular Device End Treatments.

U.S. Appl. No. 14/013,588 (now U.S. Pat. No. 8,852,227), filed Aug. 29, 2013 (dated Oct. 7, 2014), Woven Radiopaque Patterns.

(56)

**References Cited**

## OTHER PUBLICATIONS

U.S. Appl. No. 14/013,530 (now U.S. Pat. No. 8,715,316), filed Aug. 29, 2013 (dated May 6, 2014), Offset Vascular Treatment Devices.

U.S. Appl. No. 14/132,493 (now U.S. Pat. No. 8,721,677), filed Dec. 18, 2013 (dated May 13, 2014), Variably-Shaped Vascular Devices.

U.S. Appl. No. 14/093,796 (now U.S. Pat. No. 8,715,317), filed Dec. 2, 2013 (dated May 6, 2014), Flow Diverting Devices.

U.S. Appl. No. 14/093,831 (now U.S. Pat. No. 8,728,117), filed Dec. 2, 2013 (dated May 20, 2014), Flow Disrupting Devices.

U.S. Appl. No. 14/093,810 (now U.S. Pat. No. 8,870,910), filed Dec. 2, 2013 (dated Oct. 28, 2014), Methods of Decoupling Joints.

U.S. Appl. No. 14/254,271 (now U.S. Pat. No. 8,932,320), filed Apr. 16, 2014 (dated Jan. 13, 2015), Methods of Aspirating Thrombi.

U.S. Appl. No. 14/260,655 (now U.S. Pat. No. 8,832,321), filed Apr. 24, 2014 (dated Jan. 13, 2015), Aspiration Systems.

U.S. Appl. No. 14/167,118 (now U.S. Pat. No. 8,845,679), filed Jan. 29, 2014 (dated Sep. 30, 2014), Variable Porosity Flow Diverting Devices.

U.S. Appl. No. 14/167,138 (now U.S. Pat. No. 8,863,631), filed Jan. 29, 2014 (dated Oct. 21, 2014), Methods of Manufacturing Flow Diverting Devices.

U.S. Appl. No. 14/258,424 (now U.S. Pat. No. 8,910,555), filed Apr. 22, 2014 (dated Dec. 16, 2014), Non-Cylindrical Mandrels.

U.S. Appl. No. 14/224,605 (now U.S. Pat. No. 8,828,045), filed Mar. 25, 2014 (dated Sep. 9, 2014), Balloon Catheters.

U.S. Appl. No. 14/224,599 (now U.S. Pat. No. 8,813,247), filed Mar. 25, 2014 (dated Aug. 26, 2014), Methods for Modifying Hypotubes.

U.S. Appl. No. 14/224,551 (now U.S. Pat. No. 8,859,934), filed Mar. 25, 2014 (dated Oct. 14, 2014), Methods for Slag Removal.

U.S. Appl. No. 14/224,637, filed Mar. 25, 2014, Variably Heat-Treated Tubular Devices.

U.S. Appl. No. 14/224,719 (now U.S. Pat. No. 8,866,049), filed Mar. 25, 2014 (dated Oct. 21, 2014), Methods of Selectively Heat Treating Tubular Devices.

U.S. Appl. No. 14/225,055, filed Mar. 25, 2014, Reversibly Coupled Joints.

U.S. Appl. No. 14/269,594, filed May 5, 2014, Aspiration Catheters.

U.S. Appl. No. 14/258,504 (now U.S. Pat. No. 8,882,797), filed Apr. 22, 2014 (dated Nov. 11, 2014), Methods of Embolic Filtering.

U.S. Appl. No. 14/224,817 (now U.S. Pat. No. 8,790,365), filed Mar. 25, 2014 (dated Jul. 29, 2014), Fistula Flow Disruptor Methods.

U.S. Appl. No. 14/167,147 (now U.S. Pat. No. 8,869,670), filed Jan. 29, 2014 (dated Oct. 28, 2014), Methods of Manufacturing Variable Porosity Devices.

U.S. Appl. No. 14/167,204 (now U.S. Pat. No. 8,813,625), filed Jan. 29, 2014 (dated Aug. 26, 2014), Methods of Manufacturing Variable Porosity Flow Diverting Devices.

U.S. Appl. No. 14/258,857 (now U.S. Pat. No. 8,904,914), filed Apr. 22, 2014 (dated Dec. 9, 2014), Methods of Using Non-Cylindrical Mandrels.

U.S. Appl. No. 14/224,593 (now U.S. Pat. No. 8,872,068), filed Mar. 25, 2014 (dated Oct. 28, 2014), Devices for Modifying Hypotubes.

U.S. Appl. No. 14/224,576 (now U.S. Pat. No. 8,803,030), filed Mar. 25, 2014 (dated Aug. 12, 2014), Devices for Slag Removal.

U.S. Appl. No. 14/224,787 (now U.S. Pat. No. 8,795,330), filed Mar. 25, 2014 (dated Aug. 5, 2014), Fistula Flow Disruptors.

U.S. Appl. No. 14/224,775 (now U.S. Pat. No. 8,784,446), filed Mar. 25, 2014 (dated Jul. 22, 2014), Circumferentially Offset Variable Porosity Devices.

U.S. Appl. No. 14/926,980 (now U.S. Pat. No. 9,833,251), filed Oct. 29, 2015 (dated Dec. 5, 2017), Variably Bulbous Vascular Treatment Devices.

U.S. Appl. No. 15/829,416, filed Dec. 1, 2017, Aspiration and Mechanical Thrombectomy Methods.

U.S. Appl. No. 14/848,079 (now U.S. Pat. No. 9,314,324), filed Sep. 8, 2015 (dated Apr. 19, 2016), Vascular Treatment Devices and Methods.

U.S. Appl. No. 15/085,083 (now U.S. Pat. No. 9,901,435), filed Mar. 30, 2016 (dated Feb. 27, 2018), Longitudinally Variable Vascular Treatment Devices.

U.S. Appl. No. 15/903,587, filed Feb. 23, 2018, Thrombus Aspiration Facilitation Systems.

U.S. Appl. No. 16/126,651, filed Sep. 10, 2018, Thrombus Aspiration Using an Operator-Selectable Suction Pattern.

U.S. Appl. No. 16/126,627, filed Sep. 10, 2018, Thrombus Aspiration With Different Intensity Levels.

U.S. Appl. No. 16/239,903, filed Jan. 4, 2019, Methods of Treating a Thrombus in an Artery Using Cyclical Aspiration Patterns.

U.S. Appl. No. 16/239,888, filed Jan. 4, 2019, Methods of Treating a Thrombus in a Vein Using Cyclical Aspiration Patterns.

U.S. Appl. No. 16/239,894, filed Jan. 4, 2019, Devices for Inhibiting Distal Drift of Flow Diverting Stents.

U.S. Appl. No. 16/103,410, filed Aug. 14, 2018, Aspiration Devices and Methods.

U.S. Appl. No. 16/241,256, filed Jan. 7, 2019, Methods of Treating Brain Bleeds Using Cyclical Aspiration Patterns.

U.S. Appl. No. 16/241,611, filed Jan. 7, 2019, Methods of Treating Intracerebral Hemorrhages Using Cyclical Aspiration Patterns.

U.S. Appl. No. 16/241,639, filed Jan. 7, 2019, Systems for Aspirating Thrombus During Neurosurgical Procedures.

U.S. Appl. No. 16/241,219, filed Jan. 7, 2019, Multilayer Devices for Inhibiting Distal Migration of Flow Diverting Stents.

U.S. Appl. No. 29/634,405, filed Jan. 22, 2018, Pump.

U.S. Appl. No. 29/678,622, filed Jan. 30, 2019, Pump.

U.S. Appl. No. 29/678,632, filed Jan. 30, 2019, Pump.

U.S. Appl. No. 29/678,623, filed Jan. 30, 2019, Pump.

\* cited by examiner

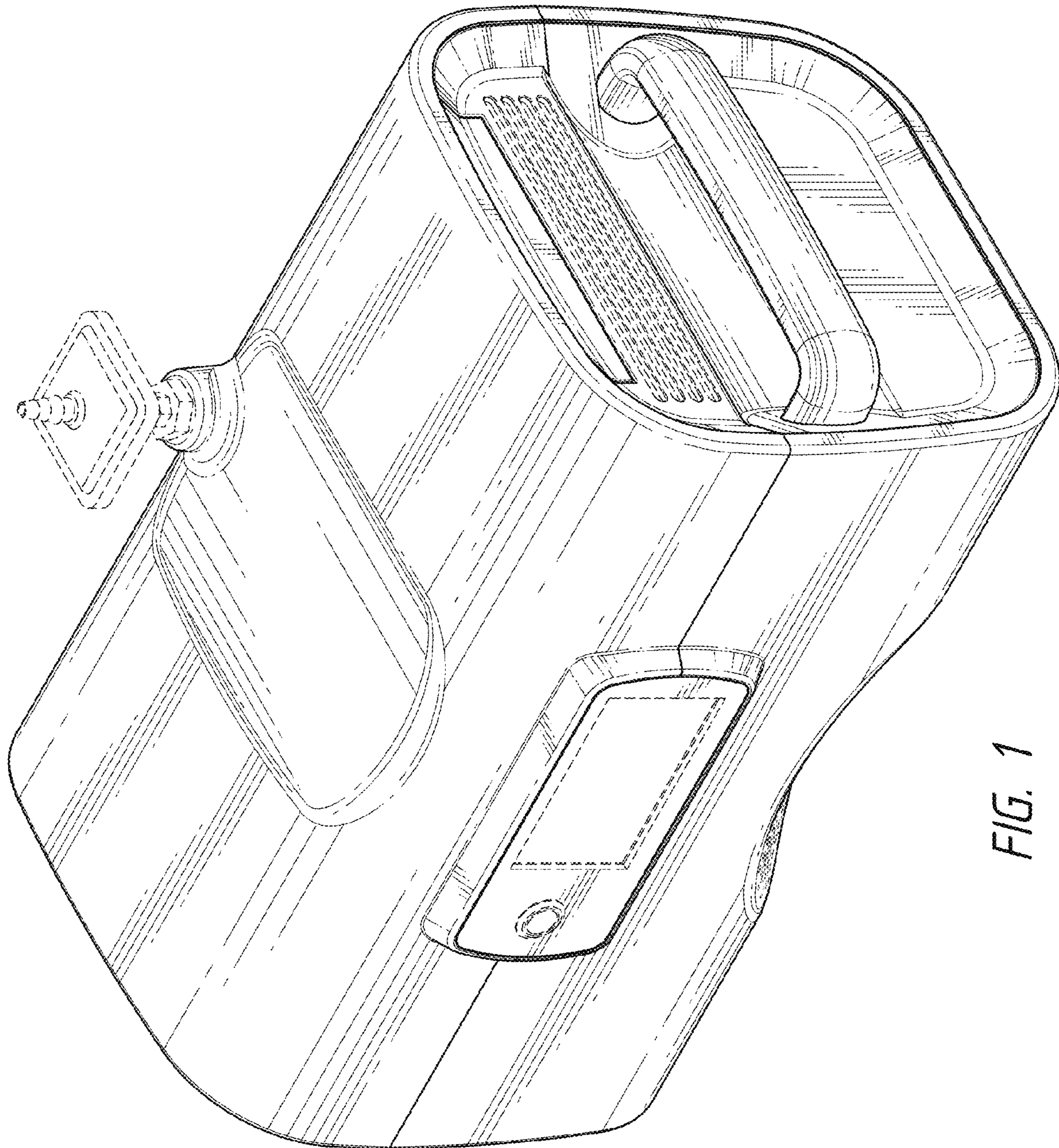


FIG. 1

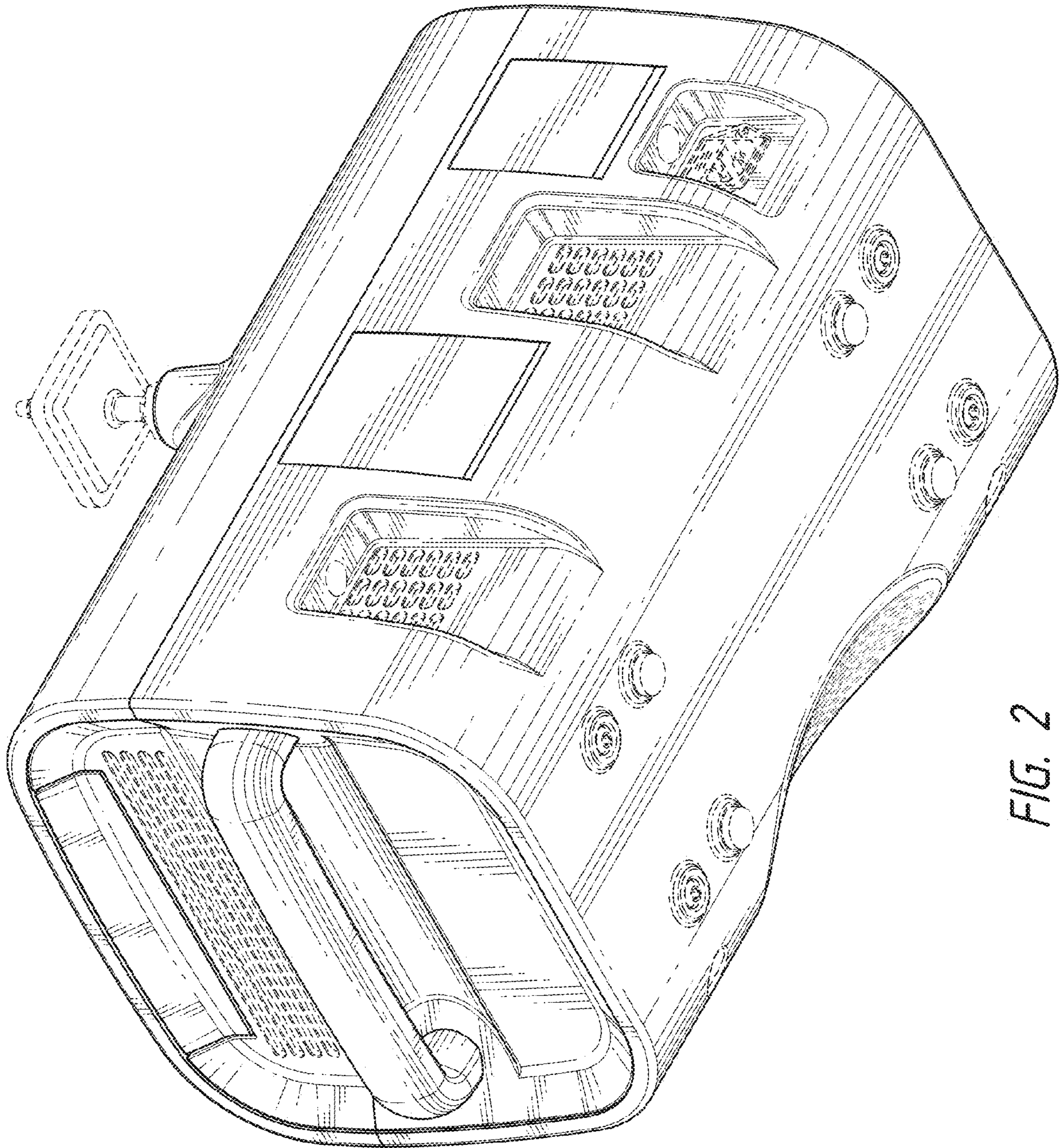


FIG. 2

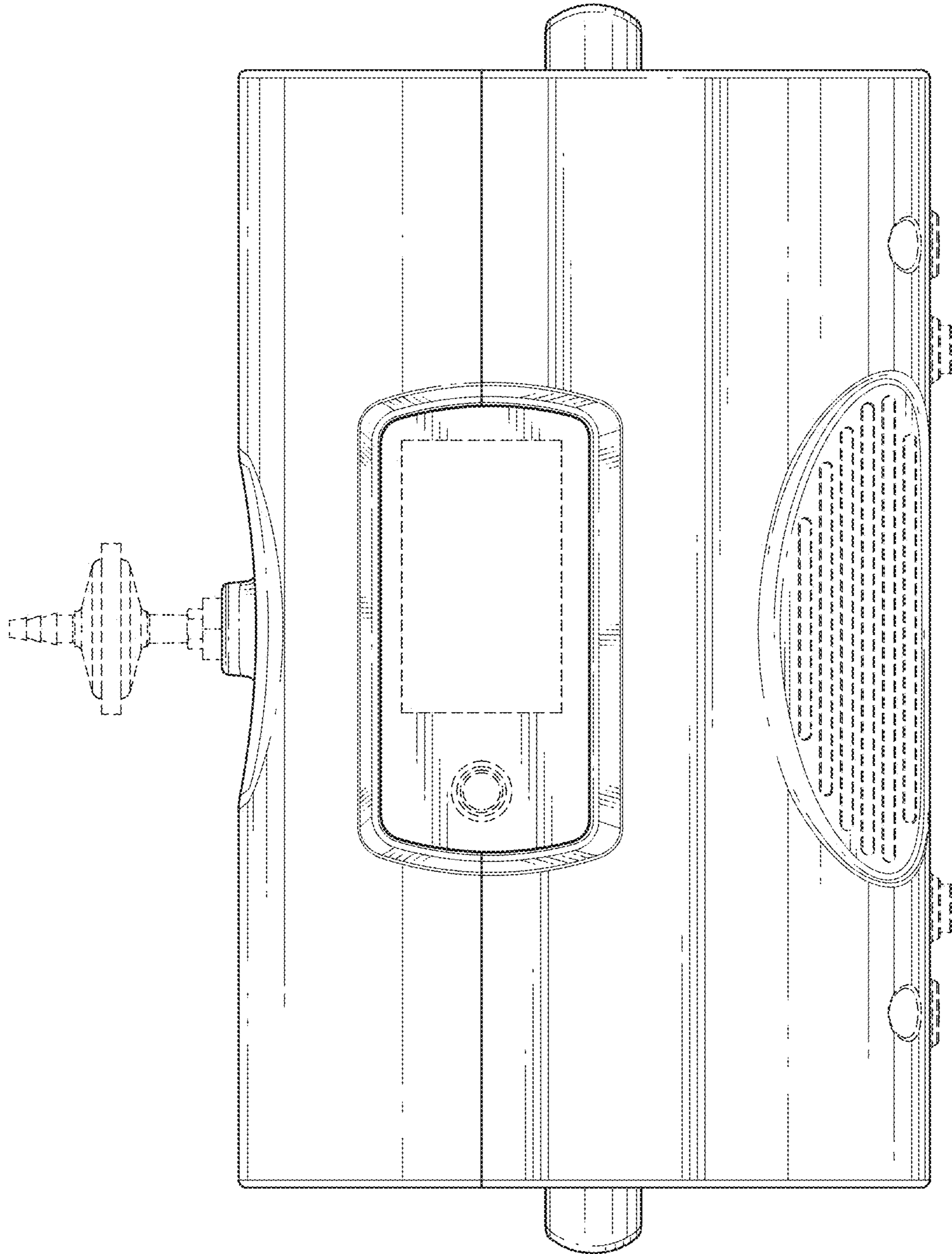


FIG. 3

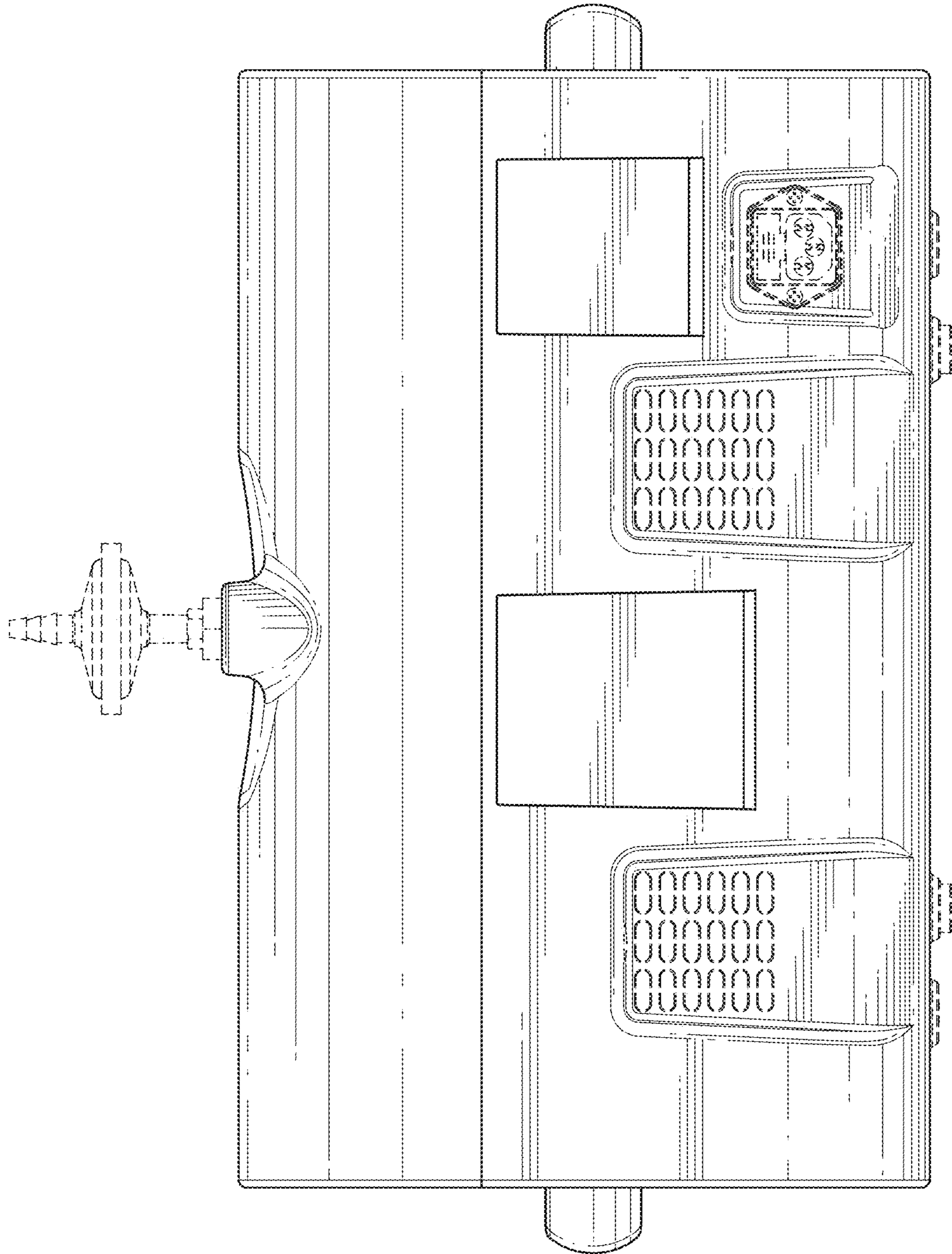


FIG. 4



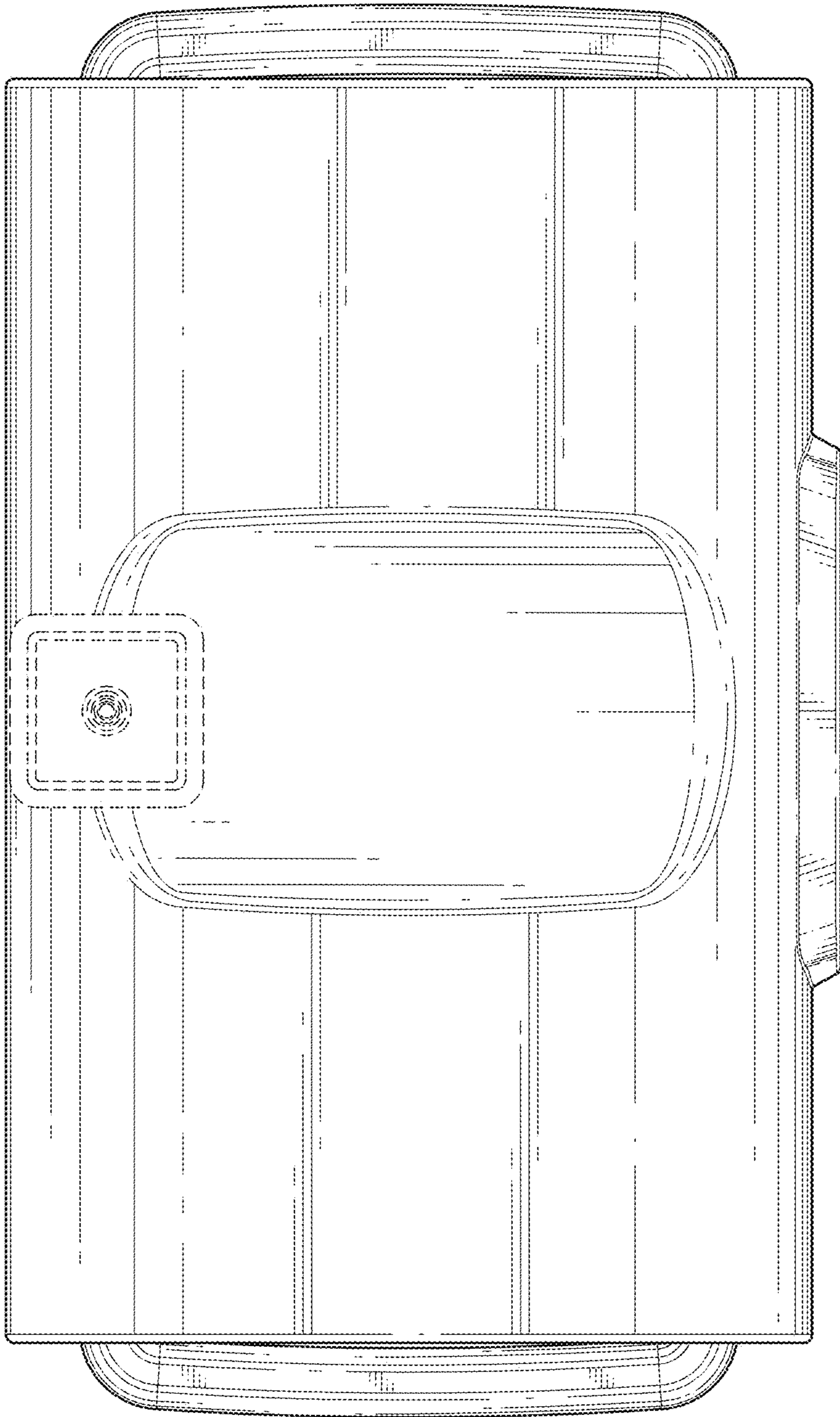


FIG. 5

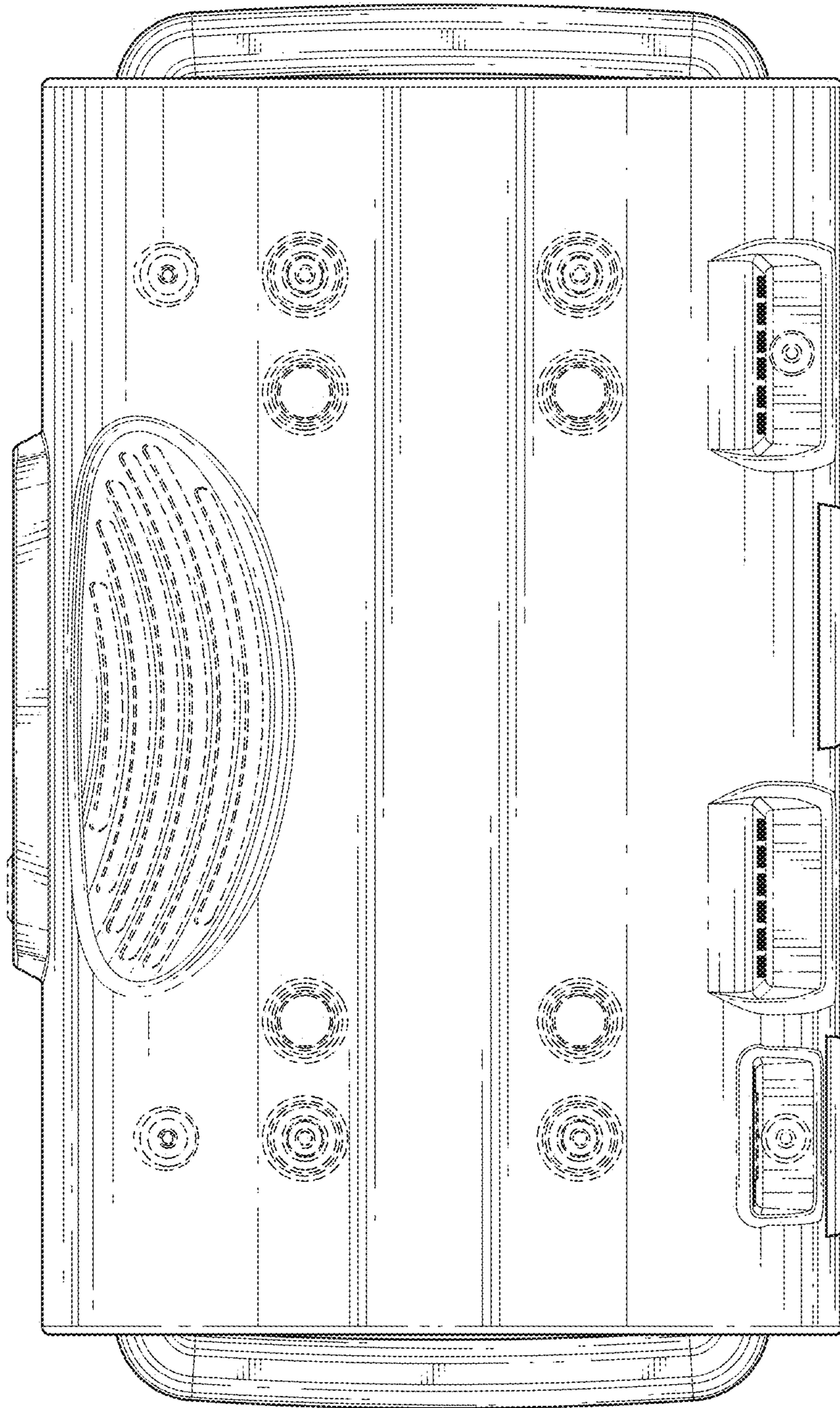


FIG. 6

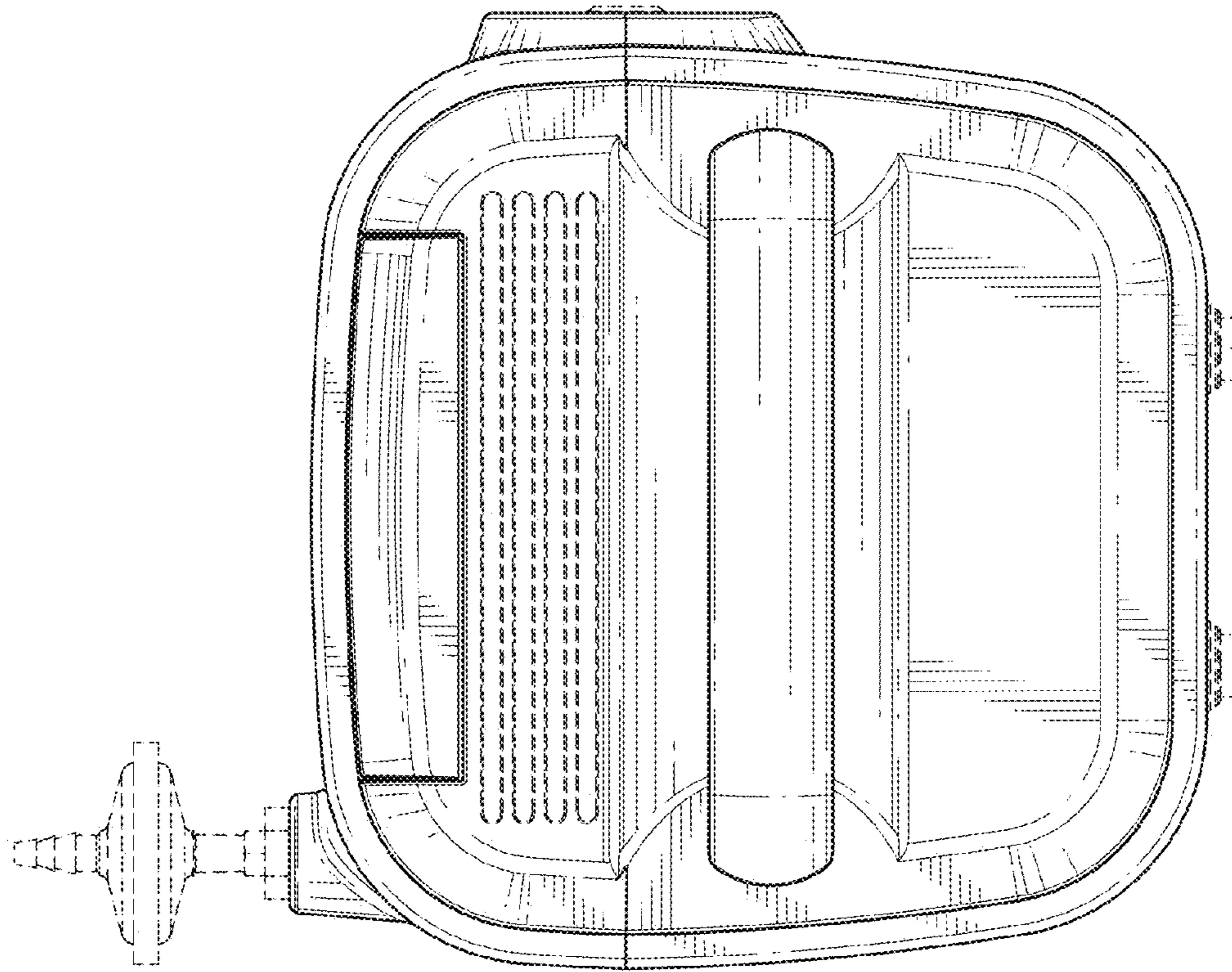


FIG. 8

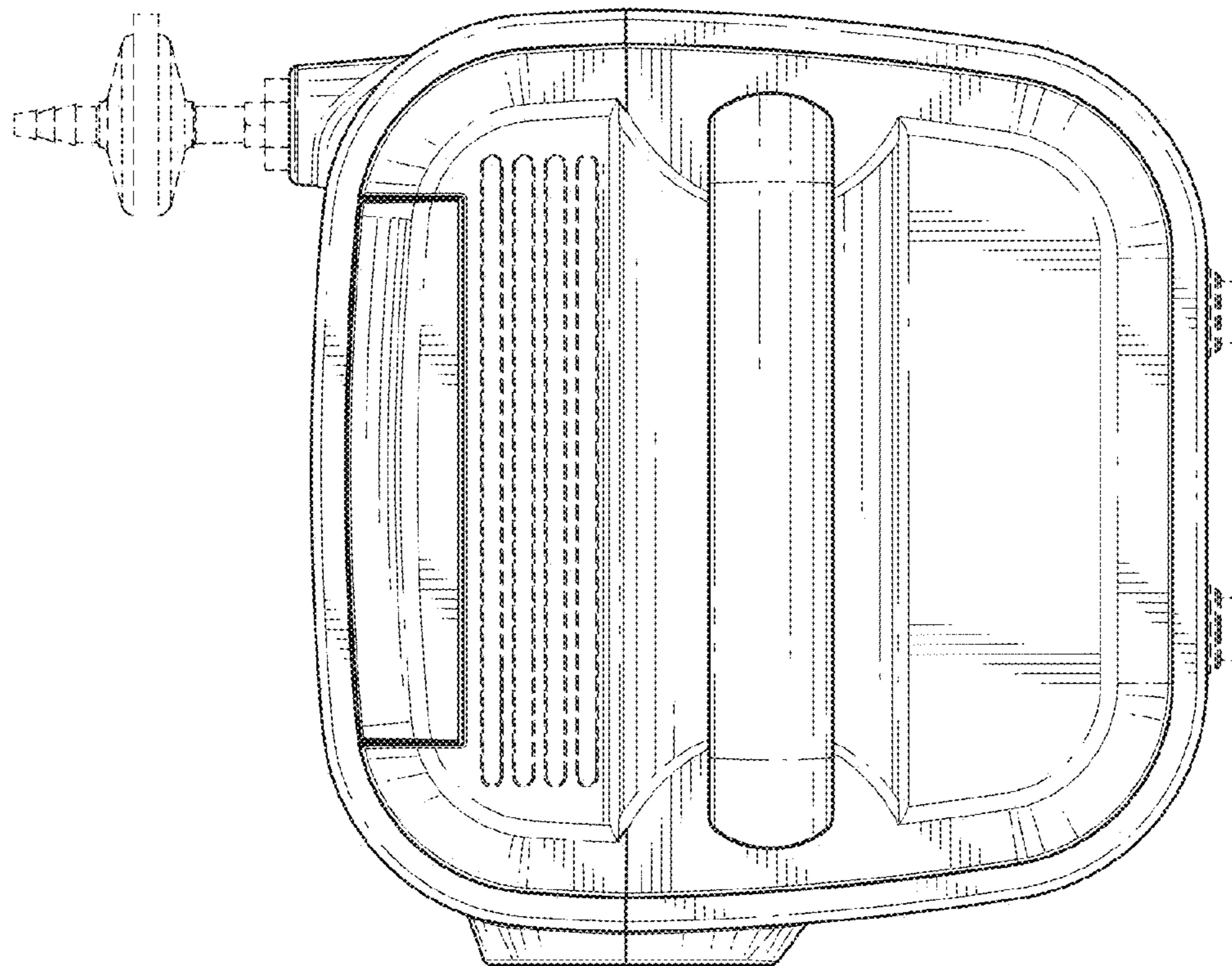


FIG. 7