



US00D896819S

(12) **United States Design Patent**
Joseph

(10) **Patent No.:** **US D896,819 S**
(45) **Date of Patent:** **** Sep. 22, 2020**

(54) **DISPLAY SCREEN, OR PORTION THEREOF, HAVING A GRAPHICAL USER INTERFACE WITH AN OPTIONS TRADING VISUAL AID**

(71) Applicant: **Dynamic Trend, Inc.**, Akron, OH (US)

(72) Inventor: **Thomas T. Joseph**, Akron, OH (US)

(73) Assignee: **Dynamic Trend, Inc.**, Akron, OH (US)

(**) Term: **15 Years**

(21) Appl. No.: **29/636,113**

(22) Filed: **Feb. 6, 2018**

(51) **LOC (12) Cl.** **14-04**

(52) **U.S. Cl.**
USPC **D14/485**

(58) **Field of Classification Search**
USPC D14/485, 487, 486, 488, 489-495
CPC H04M 1/72519-72561; H04N 21/4312;
G06F 3/04842; G06F 3/0484; G06T 13/80; G05B 19/418

See application file for complete search history.

(56) **References Cited**

U.S. PATENT DOCUMENTS

6,993,504 B1 *	1/2006	Friesen	G06Q 20/10 705/37
D633,512 S *	3/2011	Urdan	D14/486
8,626,750 B2 *	1/2014	Mandel	G06T 11/206 707/722
D752,089 S *	3/2016	Cru	G06Q 40/04 D14/488
D778,945 S *	2/2017	Aoyama	D14/489
D797,115 S *	9/2017	Guinness	G06Q 40/04 D14/485
D800,757 S *	10/2017	Mullen	G05B 19/0425
D825,580 S *	8/2018	Havaladar	H04M 1/72522

(Continued)

OTHER PUBLICATIONS

Acosta, Ricardo. "Stock Market UI." Behance, published Mar. 17, 2011 (Retrieved from the Internet Sep. 17, 2019). Internet URL: <https://www.behance.net/gallery/1132109/Stock-Market-UI> (Year: 2011).*

(Continued)

Primary Examiner — Jack Reickel

Assistant Examiner — Rachel A Voorhies

(74) *Attorney, Agent, or Firm* — Thomas I Horstemeyer, LLP

(57) **CLAIM**

The ornamental design for a display screen, or portion thereof, having a graphical user interface with an options trading visual aid, as shown and described.

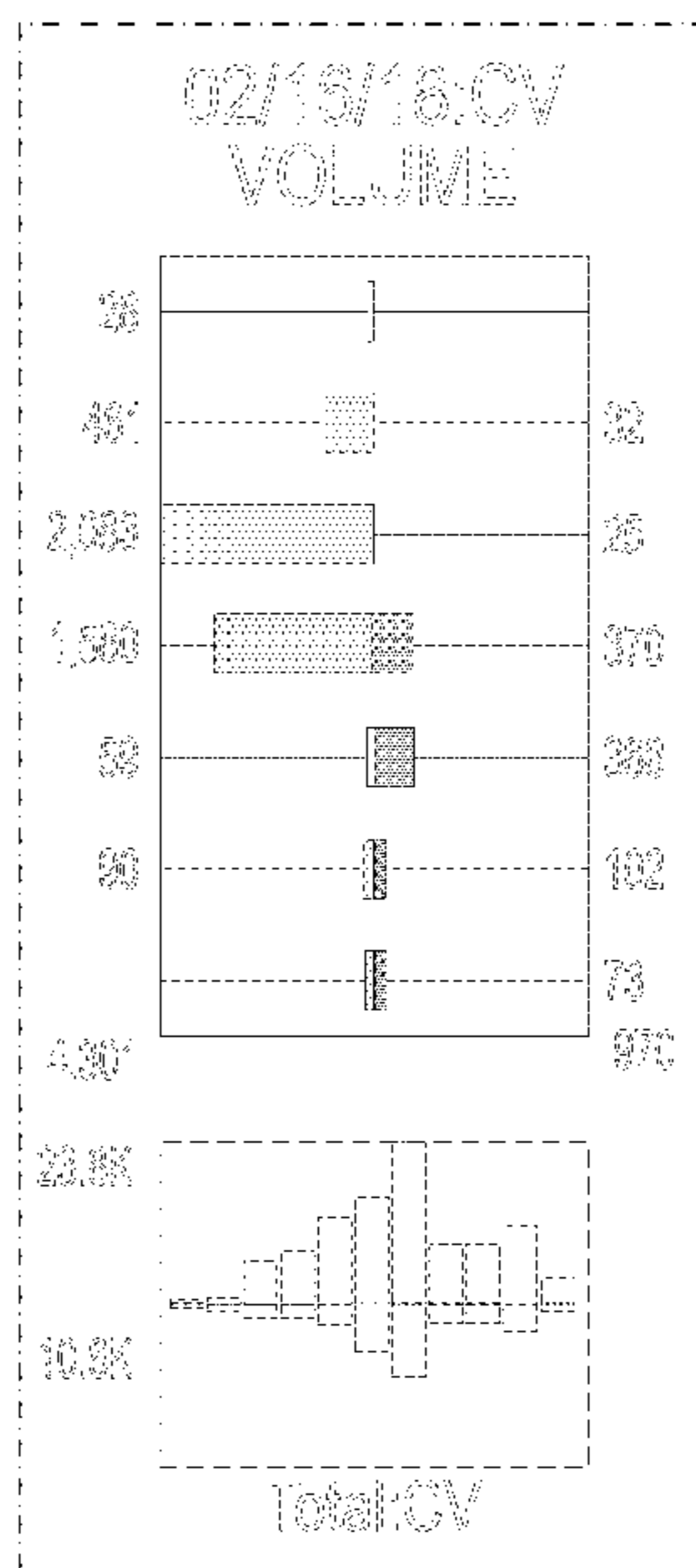
DESCRIPTION

This application is related to U.S. Design patent application Ser. No. 29/636,116, entitled "DISPLAY SCREEN, OR PORTION THEREOF, HAVING A TRANSITIONAL GRAPHICAL USER INTERFACE OPTIONS TRADING VISUAL AID," filed on Feb. 6, 2018, the contents of which are incorporated by reference in their entirety herein.

FIG. 1 is a front view of a display screen, or portion thereof, having a graphical user interface with an options trading visual aid; and,

FIG. 2 is an enlargement along the dot-dash line 2 in FIG. 1 showing a display screen, or portion thereof, having a graphical user interface with the options trading visual aid. The broken lines are for the purpose of illustrating environment only and form no part of the claimed design. The outer edge of the portion of the display screen is understood to be congruent with the outer edge of the graphical user interface. The stippling shows a contrast in appearance.

1 Claim, 2 Drawing Sheets



(56)

References Cited

U.S. PATENT DOCUMENTS

D838,278 S * 1/2019 McGlasson G06F 3/04817
 10,270,898 B2 * 4/2019 Soli G16H 20/40
 D847,830 S * 5/2019 Chapman G06F 3/0485
 D14/485
 D847,852 S * 5/2019 Sapre G06K 9/00671
 D14/488
 10,296,186 B2 * 5/2019 Abe G06F 3/0485
 10,303,945 B2 * 5/2019 Aoyama G06K 9/00671
 D851,113 S * 6/2019 Fuller D14/486
 10,313,164 B2 * 6/2019 Mody H04M 1/72522
 D853,416 S * 7/2019 Ryan D14/486
 10,353,534 B2 * 7/2019 Grammatikakis .. G06F 3/04845
 10,380,299 B2 * 8/2019 Sunder G06F 3/0482
 10,430,017 B2 * 10/2019 Au G06F 3/04812
 D872,733 S * 1/2020 Pillalamarri D14/485
 2008/0183639 A1 * 7/2008 DiSalvo G06Q 40/02
 705/36 R
 2013/0159832 A1 * 6/2013 Ingargiola G06F 17/246
 715/220
 2013/0346858 A1 * 12/2013 Neyrinck G06F 3/04847
 715/716
 2015/0332396 A1 * 11/2015 Khuntia G06Q 40/04
 705/37
 2016/0070751 A1 * 3/2016 Clifford G06F 3/04842
 707/722
 2017/0053351 A1 * 2/2017 Lutnick G06Q 20/102
 2017/0308954 A1 * 10/2017 McLaren G06Q 40/04
 2018/0005339 A1 * 1/2018 Jaycobs G06F 3/04842

2019/0222540 A1 * 7/2019 Relangi G06F 3/0481
 2019/0222748 A1 * 7/2019 Weir G06F 3/04817
 2019/0244113 A1 * 8/2019 Ramos G06F 3/04842
 2019/0250596 A1 * 8/2019 Sun G05B 19/0425

OTHER PUBLICATIONS

iTrade. "Snapshots." iTrade, published Jun. 19, 2017 (Retrieved from the Internet Sep. 17, 2019). Internet URL: <<https://web.archive.org/web/20170619035228/http://itrade.sourceforge.net/snaps.htm>> (Year: 2017).*

RedKoala. "Stock Market Analysis Chart and Graph Icons Set." GraphicRiver, published May 29, 2014 (Retrieved from the Internet Apr. 9, 2020). Internet URL: <<https://graphicriver.net/item/stock-market-analysis-chart-and-graph-icons-set-/7847851>> (Year: 2014).*

Seraphin, Brice. "Set of Progress Bar Freebies." Dribbble, published Jan. 16, 2015 (Retrieved from the Internet Apr. 9, 2020). Internet URL: <<https://dribbble.com/shots/1886395-Set-Of-Progress-Bar-Freebies>> (Year: 2015).*

Appfluence. "Create a Gantt Chart in Excel." Priority Matrix, published Apr. 19, 2016 (Retrieved from the Internet Apr. 9, 2020). Internet URL: <<https://appfluence.com/productivity/gantt-chart-in-excel/>> (Year: 2016).*

"Gantt chart with progress." Office Tool Tips, published May 11, 2017 (Retrieved from the Internet Apr. 9, 2020). Internet URL: <https://web.archive.org/web/20170511101317/https://www.officetooltips.com/excel_2010/tips/gantt_chart_with_progress.html> (Year: 2017).*

* cited by examiner

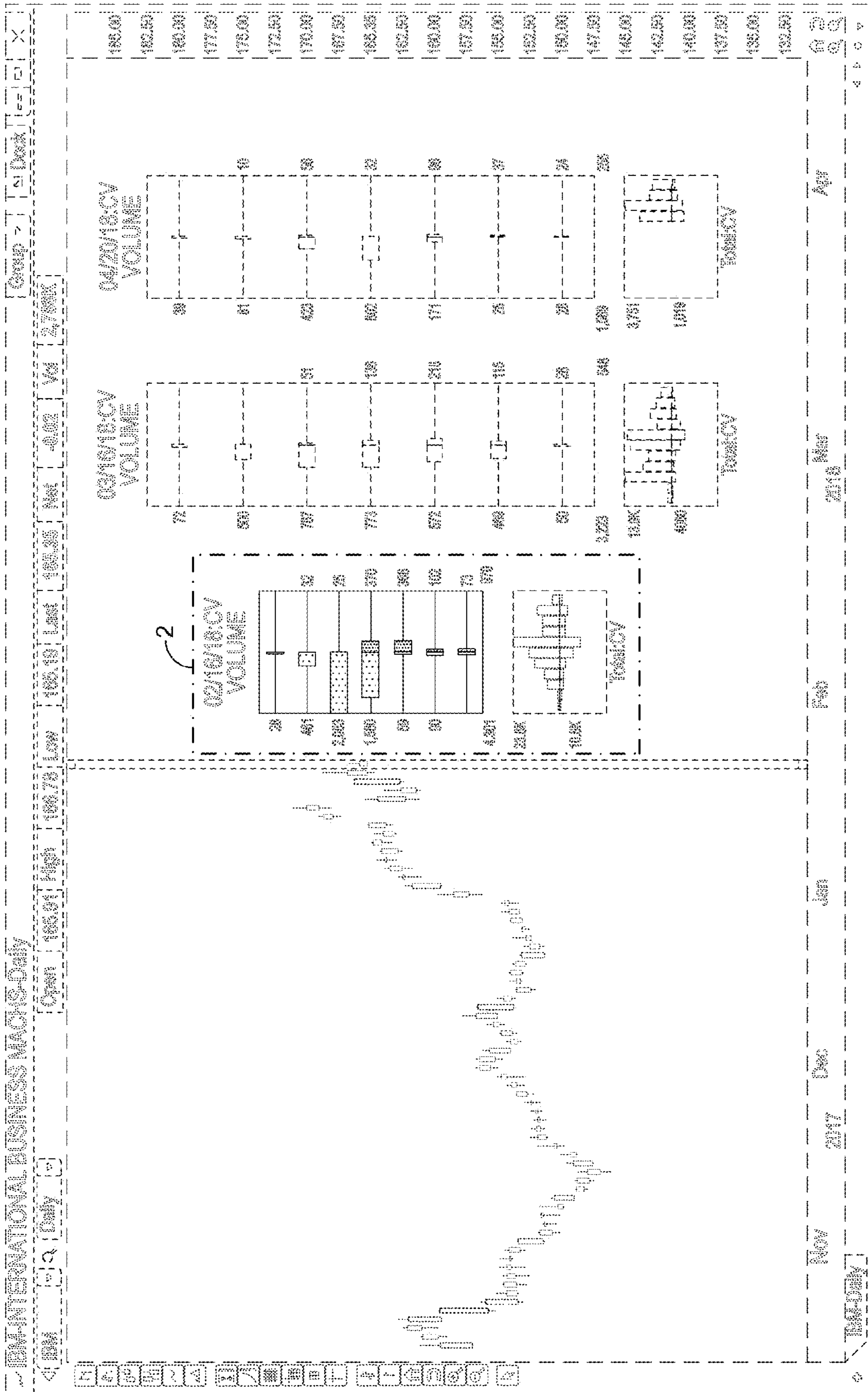


FIG. 1

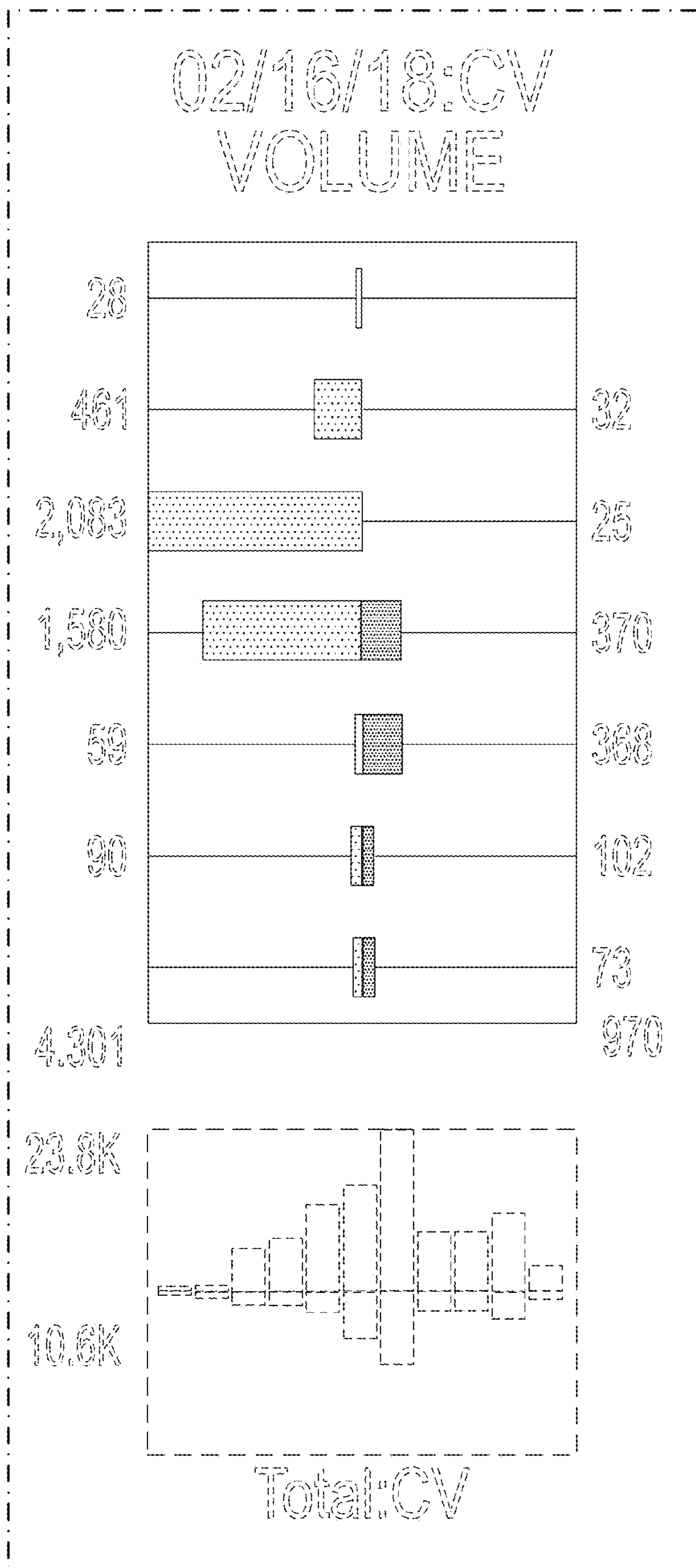


FIG. 2