



US00D896797S

(12) **United States Design Patent** (10) **Patent No.:** **US D896,797 S**
Yang (45) **Date of Patent:** **** *Sep. 22, 2020**

(54) **ANTENNA**

- (71) Applicant: **SHENZHEN ANTOP TECHNOLOGY LIMITED**, Shenzhen (CN)
- (72) Inventor: **Ruidian Yang**, Shenzhen (CN)
- (73) Assignee: **Shenzhen Antop Technology Limited**, Shenzhen (CN)
- (*) Notice: This patent is subject to a terminal disclaimer.
- (**) Term: **15 Years**
- (21) Appl. No.: **29/712,376**
- (22) Filed: **Nov. 7, 2019**

Related U.S. Application Data

- (62) Division of application No. 29/625,397, filed on Nov. 9, 2017.
- (51) **LOC (12) Cl.** **14-03**
- (52) **U.S. Cl.**
USPC **D14/230**
- (58) **Field of Classification Search**
USPC D14/230–238, 138, 238.1, 299, 343, 356, D14/358, 496; D13/182
CPC H01Q 1/12; H01Q 1/22; H01Q 1/007; H01Q 1/38; H01Q 7/00; H01Q 9/40; H01Q 9/285; H01Q 9/065; H01Q 9/44; H01Q 9/265; H01Q 19/10; H01Q 19/106; H01Q 19/12; H01Q 19/13; H01Q 19/15; H01Q 19/30; H01Q 21/28; H01Q 21/06; H01Q

(Continued)

(56) **References Cited**

U.S. PATENT DOCUMENTS

- 4,634,975 A ‡ 1/1987 Eccleston G01V 3/107
324/232
- D416,561 S ‡ 11/1999 Godar D14/230
- D598,433 S ‡ 8/2009 Schneider D14/230

(Continued)

OTHER PUBLICATIONS

“Best Omnidirectional TV Antenna,” Ibyone’s 65-Mile Digital TV Antenna pictured therein, online, post date Jul. 20, 2019, URL: <https://www.consumermentor.com/buyers-guide-to-the-best-omnidirectional-tv-antenna/>, retrieved Jan. 14, 2020.*

Primary Examiner — Jeffrey D Asch
Assistant Examiner — Rebekah A Caruso

(74) *Attorney, Agent, or Firm* — Muncy, Geissler, Olds & Lowe, P.C.

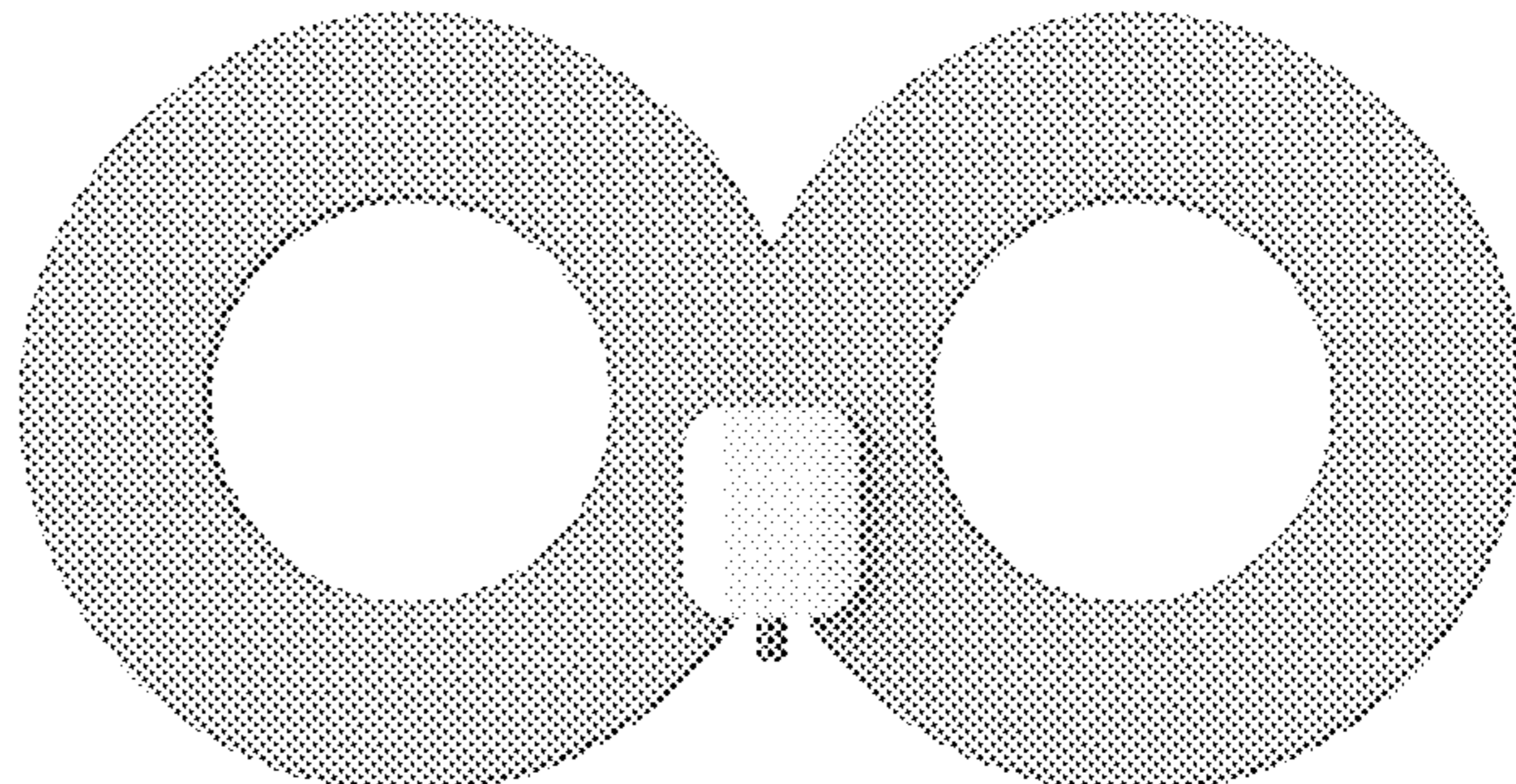
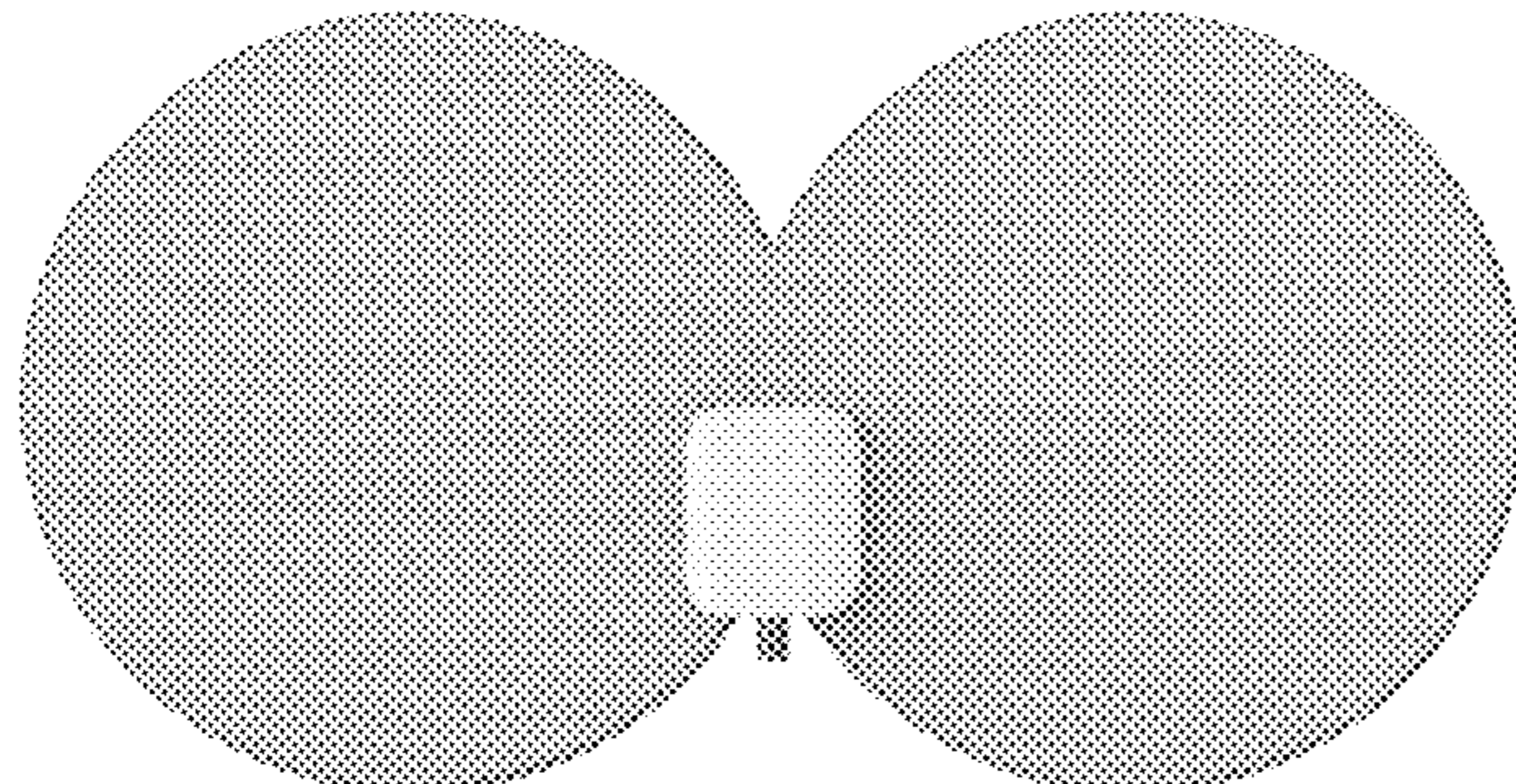
(57) **CLAIM**

The ornamental design for an antenna, as shown and described.

DESCRIPTION

FIG. 1 is a front elevational view of an antenna showing my new design;
 FIG. 2 is a rear elevational view thereof;
 FIG. 3 is a left side elevational view thereof;
 FIG. 4 is a right side elevational view thereof;
 FIG. 5 is a top plan view thereof;
 FIG. 6 is a bottom plan view thereof;
 FIG. 7 is a front, right perspective view thereof;
 FIG. 8 is a front, left perspective view thereof; and
 FIG. 9 is a rear, right perspective view thereof;
 FIG. 10 is a front elevational view of a second embodiment of an antenna showing my new design;
 FIG. 11 is a rear elevational view thereof;
 FIG. 12 is a left side elevational view thereof;
 FIG. 13 is a right side elevational view thereof;
 FIG. 14 is a top plan view thereof;
 FIG. 15 is a bottom plan view thereof;
 FIG. 16 is a front, right perspective view thereof;
 FIG. 17 is a front, left perspective view thereof; and
 FIG. 18 is a rear, right perspective view thereof.

1 Claim, 18 Drawing Sheets



(58) **Field of Classification Search**
 CPC 21/062; H01Q 21/293; G05D 1/02; G05D
 1/0234
 See application file for complete search history.

(56) **References Cited**

U.S. PATENT DOCUMENTS

D598,434	S ‡	8/2009	Schneider	D14/230
D612,371	S ‡	3/2010	Suleiman	D14/230
D623,175	S ‡	9/2010	Suleiman	D14/230
D656,131	S ‡	3/2012	Suleiman	D14/230
D665,385	S ‡	8/2012	Conrad	D14/230
D697,059	S ‡	1/2014	Miller	D14/230
D754,641	S ‡	4/2016	Suleiman	D14/230
D761,771	S ‡	7/2016	Winstead	D14/230
D806,689	S ‡	1/2018	Deng	D14/234
D815,622	S ‡	4/2018	Yang	D14/230
D815,623	S ‡	4/2018	Yang	D14/230
D824,884	S ‡	8/2018	Ross, III	D14/230
D827,620	S ‡	9/2018	Ross, III	D14/230
D829,695	S ‡	10/2018	Wu	D14/230
D831,622	S ‡	10/2018	Yang	D14/230
D832,827	S ‡	11/2018	Yang	D14/230
D837,188	S ‡	1/2019	Yang	D14/230
D838,698	S ‡	1/2019	Yang	D14/230

D838,700	S ‡	1/2019	Yang	D14/230
D838,701	S ‡	1/2019	Yang	D14/230
D838,702	S ‡	1/2019	Yang	D14/230
D838,703	S ‡	1/2019	Yang	D14/230
D838,704	S ‡	1/2019	Yang	D14/230
D843,982	S ‡	3/2019	Yang	D14/230
D843,983	S ‡	3/2019	Yang	D14/230
D847,798	S ‡	5/2019	Yang	D14/230
D849,722	S ‡	5/2019	Yang	D14/230
D850,425	S ‡	6/2019	Yang	D14/230
D852,172	S ‡	6/2019	Wu	D14/230
D855,592	S ‡	8/2019	Wu	D14/230
D856,314	S ‡	8/2019	Yang	D14/230
D856,315	S ‡	8/2019	Yang	D14/230
D857,675	S ‡	8/2019	Wu	D14/230
D864,172	S *	10/2019	Yang	D14/230
D865,725	S *	11/2019	Yang	D14/230
D867,347	S *	11/2019	Ross, III	D14/230
D872,714	S *	1/2020	Yang	D14/230
D883,264	S *	5/2020	Ross, III	D14/230
2002/0050954	A1 ‡	5/2002	Jeong-Kun	H01Q 1/38 343/770
2016/0149288	A1 ‡	5/2016	Wang	H01Q 1/007 343/906

* cited by examiner

‡ imported from a related application

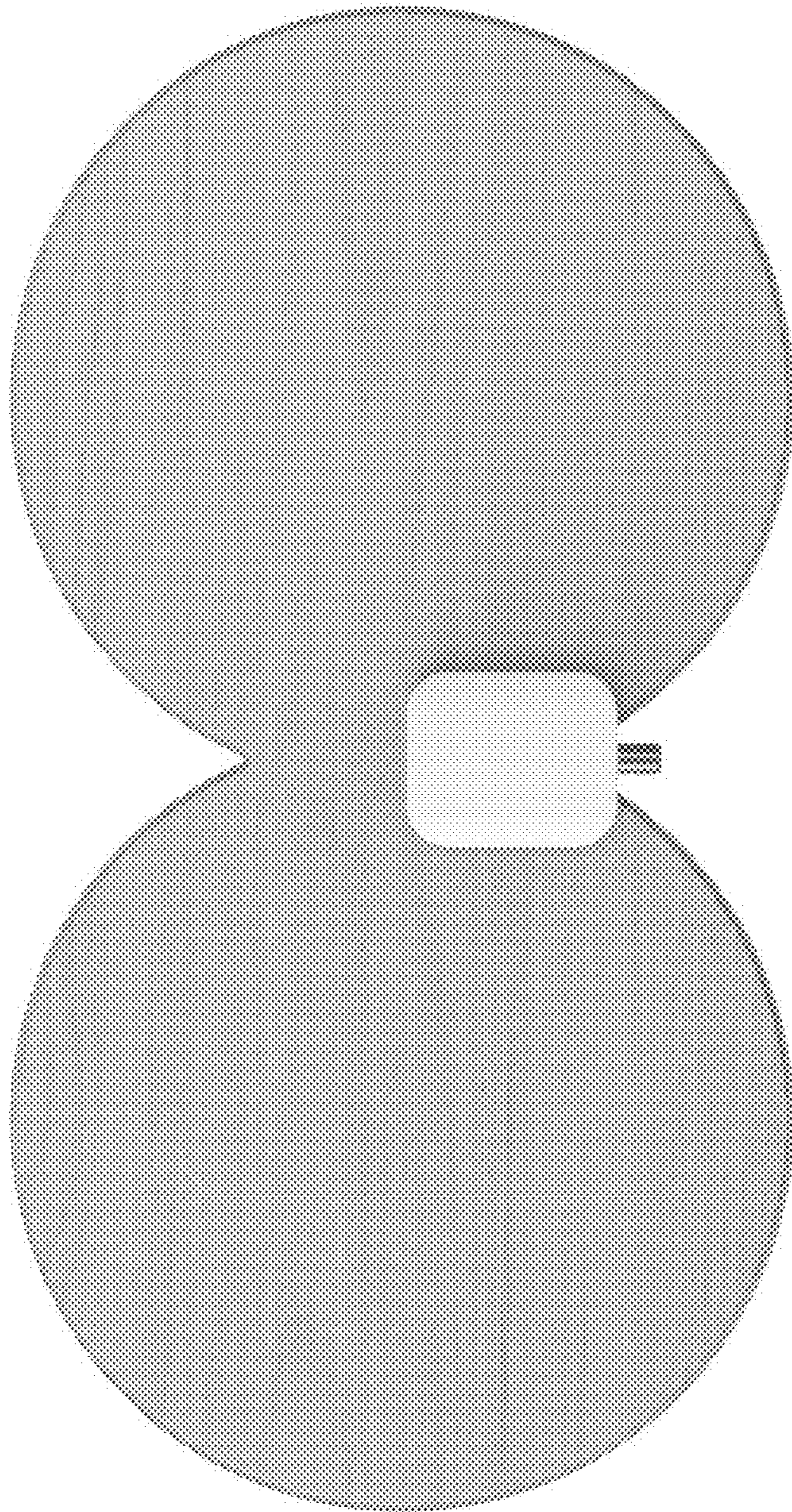


FIG. 1




FIG. 2




FIG. 3



FIG. 4




FIG. 5




FIG. 6




FIG. 7




FIG. 8




FIG. 9

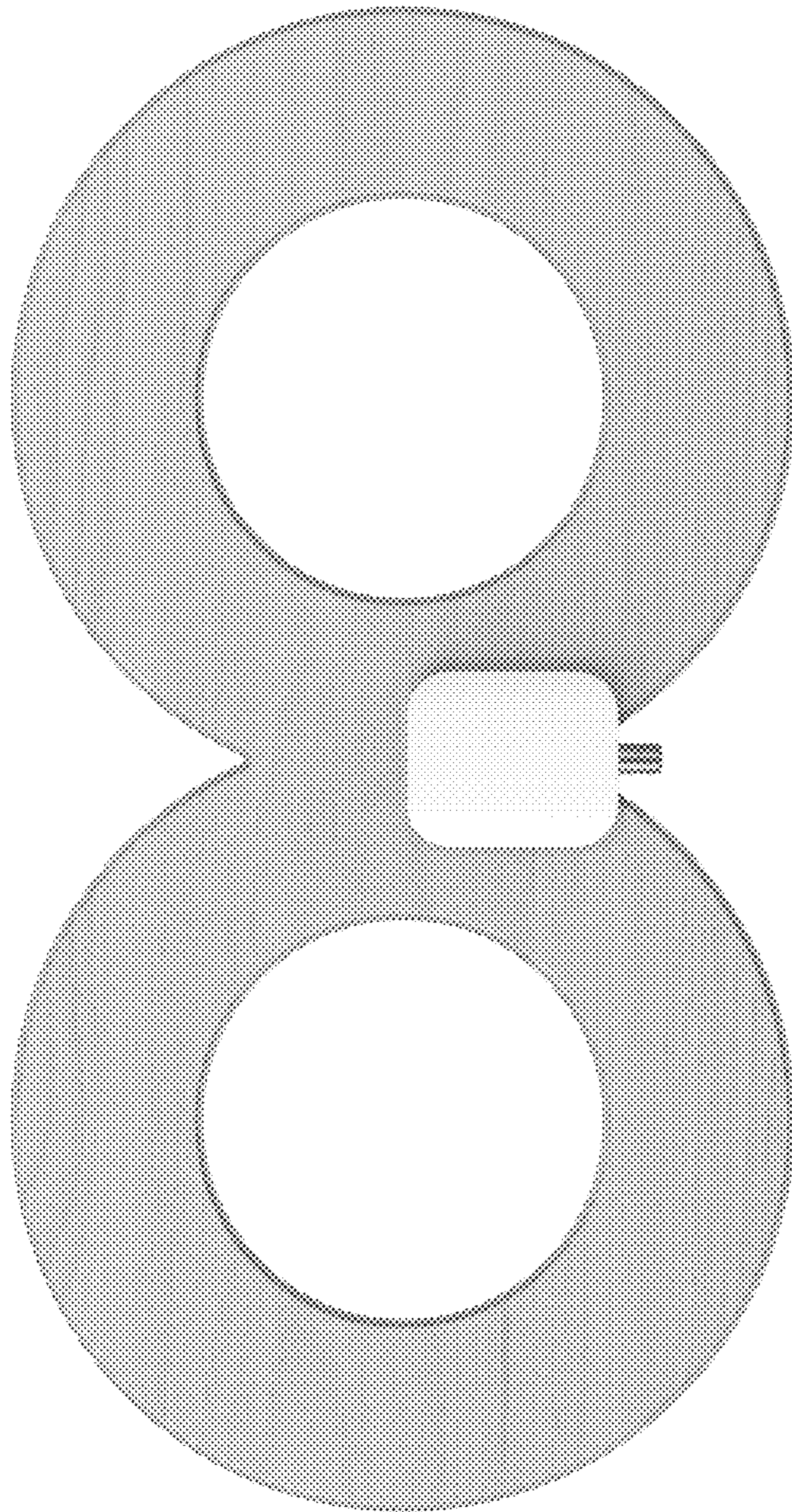


FIG.10




FIG.11

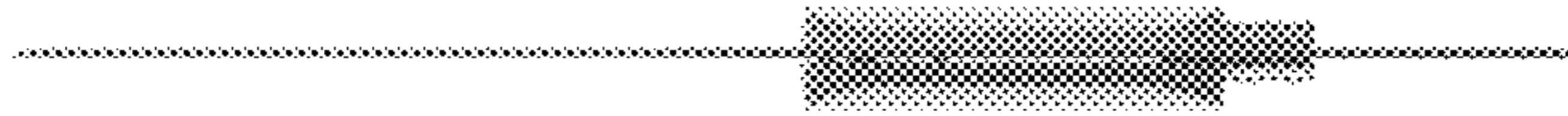


FIG.12

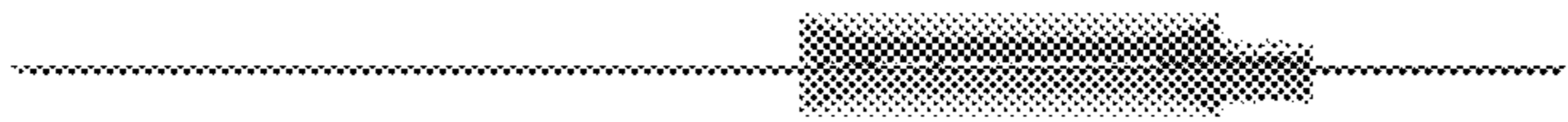


FIG.13




FIG.14




FIG.15




FIG. 16




FIG. 17




FIG. 18