



US00D896795S

(12) **United States Design Patent**
Howard

(10) **Patent No.: US D896,795 S**

(45) **Date of Patent: ** Sep. 22, 2020**

(54) **ANTENNA**

(71) Applicant: **Avery Dennison Retail Information Services, LLC**, Mentor, OH (US)

(72) Inventor: **Norman A. Howard**, Ilford (GB)

(73) Assignee: **Avery Dennison Retail Information Services, LLC**, Mentor, OH (US)

(**) Term: **15 Years**

(21) Appl. No.: **29/710,282**

(22) Filed: **Oct. 22, 2019**

(51) **LOC (12) Cl. 14-03**

(52) **U.S. Cl.**
USPC **D14/230**

(58) **Field of Classification Search**
USPC D14/230–238, 299, 358; D13/182
CPC H01Q 1/088; H01Q 3/10; H01Q 21/00;
H04B 7/0608; A61B 2018/1892
See application file for complete search history.

9,001,001 B2 * 4/2015 Nakano G06K 7/10009
343/866

9,166,276 B2 * 10/2015 Chateau H01Q 1/2225
D749,063 S * 2/2016 Callas D14/230

9,543,655 B2 * 1/2017 Lee H01Q 1/38
D812,596 S * 3/2018 Iellici D14/230
D850,424 S * 6/2019 Kang D14/230

2004/0066296 A1 * 4/2004 Atherton G08B 13/1445
340/572.1

2004/0130500 A1 * 7/2004 Takei H01Q 1/22
343/895

2005/0035924 A1 * 2/2005 Liu G06K 19/07752
343/895

2008/0245880 A1 * 10/2008 Yamazaki H01L 23/5328
235/492

2009/0231203 A1 * 9/2009 Ficker H01Q 7/00
343/700 MS

2017/0054213 A1 * 2/2017 Singh H04B 5/0081

* cited by examiner

Primary Examiner — John Windmuller

(57) **CLAIM**

The ornamental design for an antenna, as shown and described.

DESCRIPTION

FIG. 1 is an isometric view of an antenna, showing my design; and,
FIG. 2 is a top view thereof.

1 Claim, 2 Drawing Sheets

(56) **References Cited**

U.S. PATENT DOCUMENTS

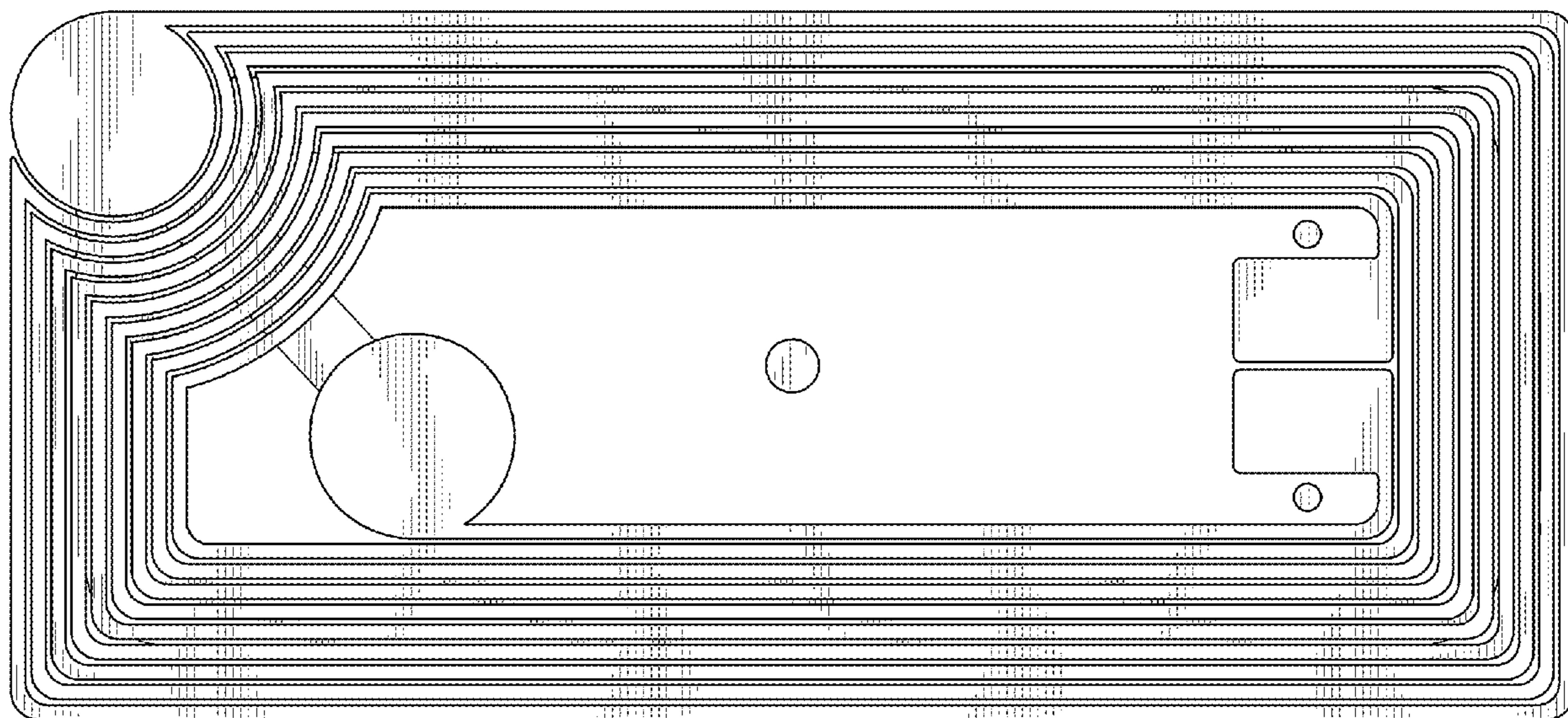
D602,922 S * 10/2009 Yakubo D14/230

D605,642 S * 12/2009 Yakubo D14/230

D614,175 S * 4/2010 Gladstone D14/230

D645,029 S * 9/2011 Yakubo D14/230

D715,274 S * 10/2014 Callas D14/230



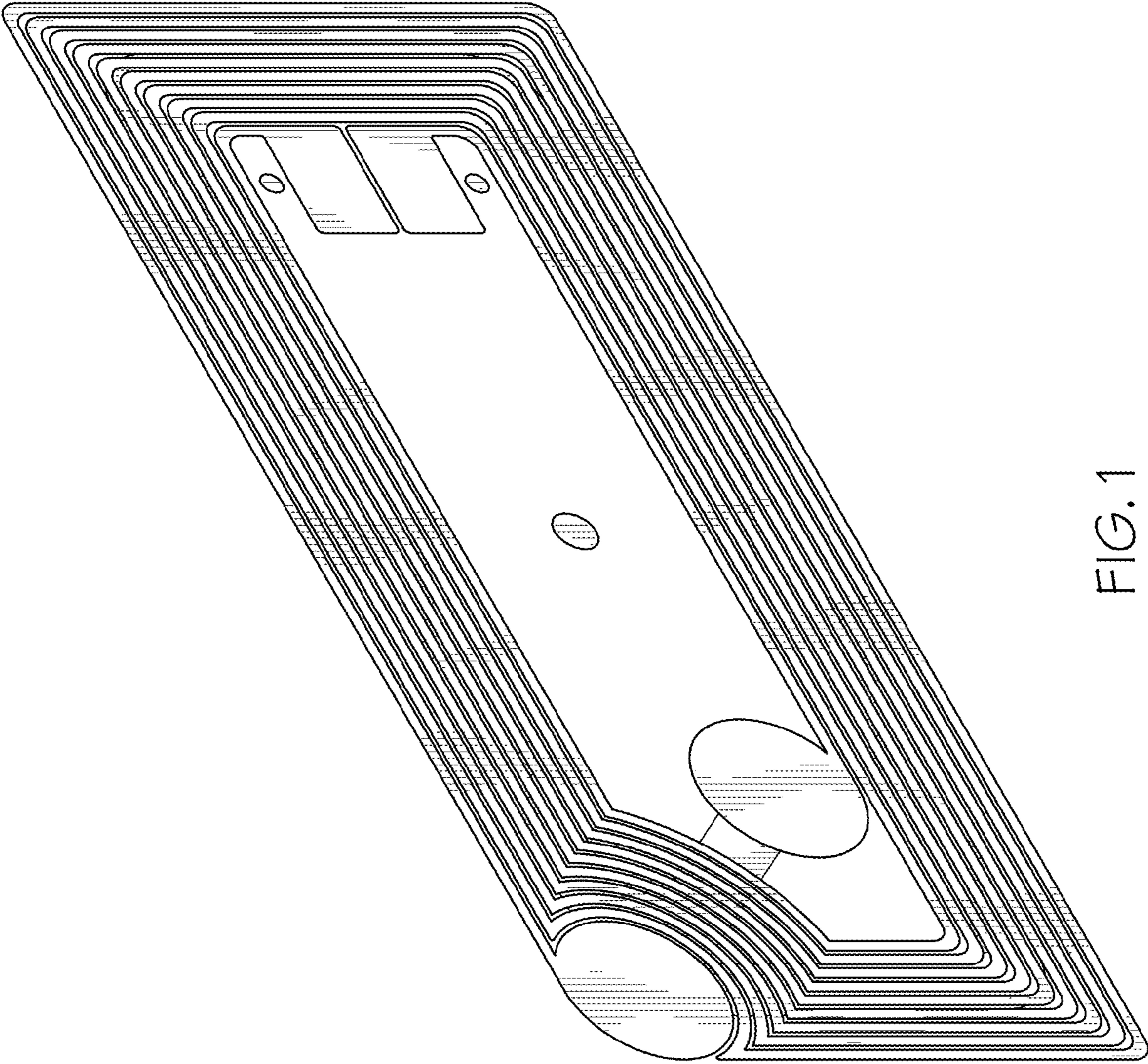


FIG. 1

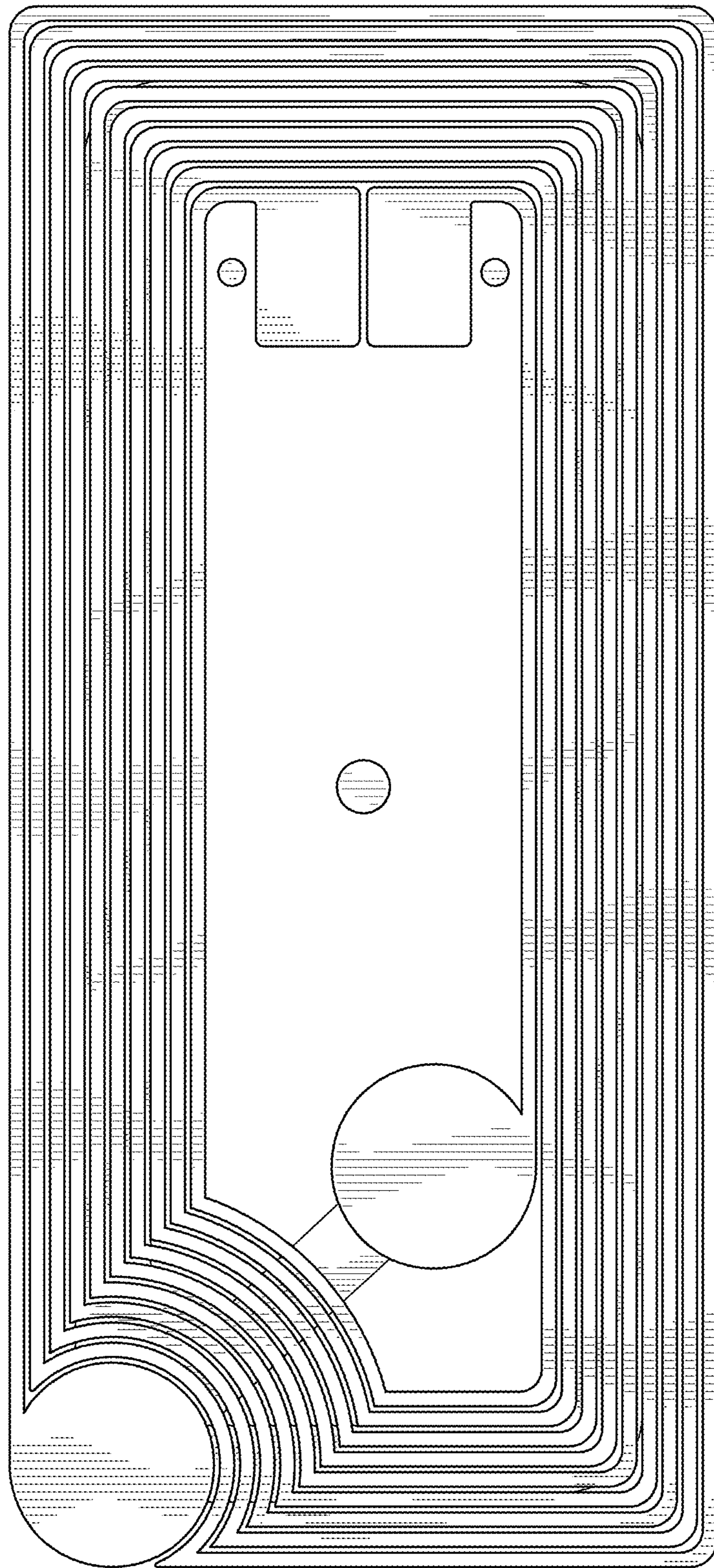


FIG. 2