



US00D896778S

(12) **United States Design Patent** (10) **Patent No.:** **US D896,778 S**  
**Choi** (45) **Date of Patent:** **\*\* Sep. 22, 2020**

(54) **SPEAKER**

(71) Applicant: **Samsung Electronics Co., Ltd.,**  
Suwon-si (KR)

(72) Inventor: **Gyoo-Sang Choi, Suwon-si (KR)**

(73) Assignee: **Samsung Electronics Co., Ltd.,**  
Suwon-si (KR)

(\*\*) Term: **15 Years**

(21) Appl. No.: **29/654,562**

(22) Filed: **Jun. 26, 2018**

(30) **Foreign Application Priority Data**

Jan. 4, 2018 (KR) ..... 30-2018-0000739

(51) **LOC (12) Cl.** ..... **14-01**

(52) **U.S. Cl.**  
USPC ..... **D14/204**

(58) **Field of Classification Search**

USPC ..... D14/188, 192, 203.1–203.8, 204,  
D14/210–213, 215, 216, 348; 181/143,  
181/144, 148, 153, 157, 198, 199;  
369/6–12; 381/300–303, 361–364, 366,  
381/386–388

CPC ..... H04R 1/02; H04R 1/021; H04R 1/025;  
H04R 1/026; H04R 5/00; H04R 9/06;  
H04R 19/013; H04R 2400/00

See application file for complete search history.

(56) **References Cited**

**U.S. PATENT DOCUMENTS**

D508,910 S \* 8/2005 Oikawa ..... D14/214  
D573,133 S \* 7/2008 Milks ..... D14/214  
D703,194 S \* 4/2014 Jacobs ..... D14/225  
D715,257 S 10/2014 Son et al.  
D718,737 S \* 12/2014 Shadovitz ..... D14/209.1  
D719,931 S \* 12/2014 Wang ..... D14/204  
D729,207 S \* 5/2015 Ko ..... D14/216

D743,373 S \* 11/2015 Kim ..... D14/210  
D750,596 S \* 3/2016 Li ..... D14/216  
D754,629 S \* 4/2016 Kim ..... D14/204  
D766,873 S \* 9/2016 Washio ..... D14/214  
D768,603 S \* 10/2016 Kim ..... D14/214

**FOREIGN PATENT DOCUMENTS**

CN 2013300559835 7/2013  
CN 2014300269663 8/2014  
CN 2015300829890 10/2015  
KR 30-2013-0000743 1/2014

\* cited by examiner

*Primary Examiner* — Janice Patyk

(74) *Attorney, Agent, or Firm* — NSIP Law

(57) **CLAIM**

I claim the ornamental design for a speaker, as shown and described.

**DESCRIPTION**

FIG. 1 is a front perspective view of a speaker showing my new design;  
FIG. 2 is a front view thereof;  
FIG. 3 is a rear view thereof;  
FIG. 4 is a left-side view thereof;  
FIG. 5 is a right-side view thereof;  
FIG. 6 is a top view thereof;  
FIG. 7 is a bottom view thereof;  
FIG. 8 is a rear perspective view thereof; and,  
FIG. 9 is a partially enlarged view thereof, taken from FIG. 1.

The evenly spaced broken lines in the figures depict portions of the speaker which form no part of the claimed design. The dot-dash broken lines define the boundary of the claimed design and form no part thereof.

The dot-dot-dash broken lines of FIGS. 1 and 9 are included to show a partially enlarged view only and form no part of the claimed design.

**1 Claim, 9 Drawing Sheets**

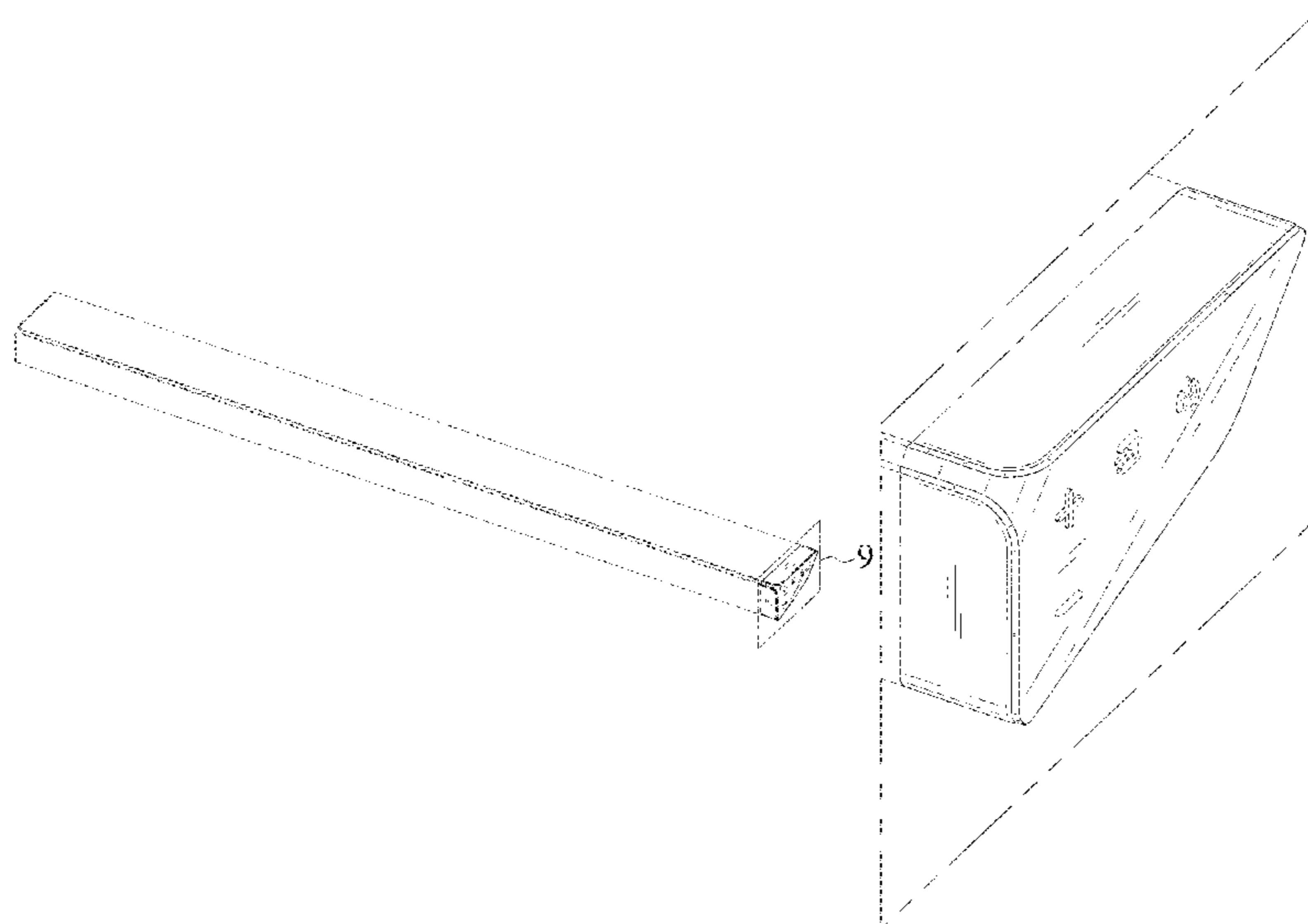


FIG. 1

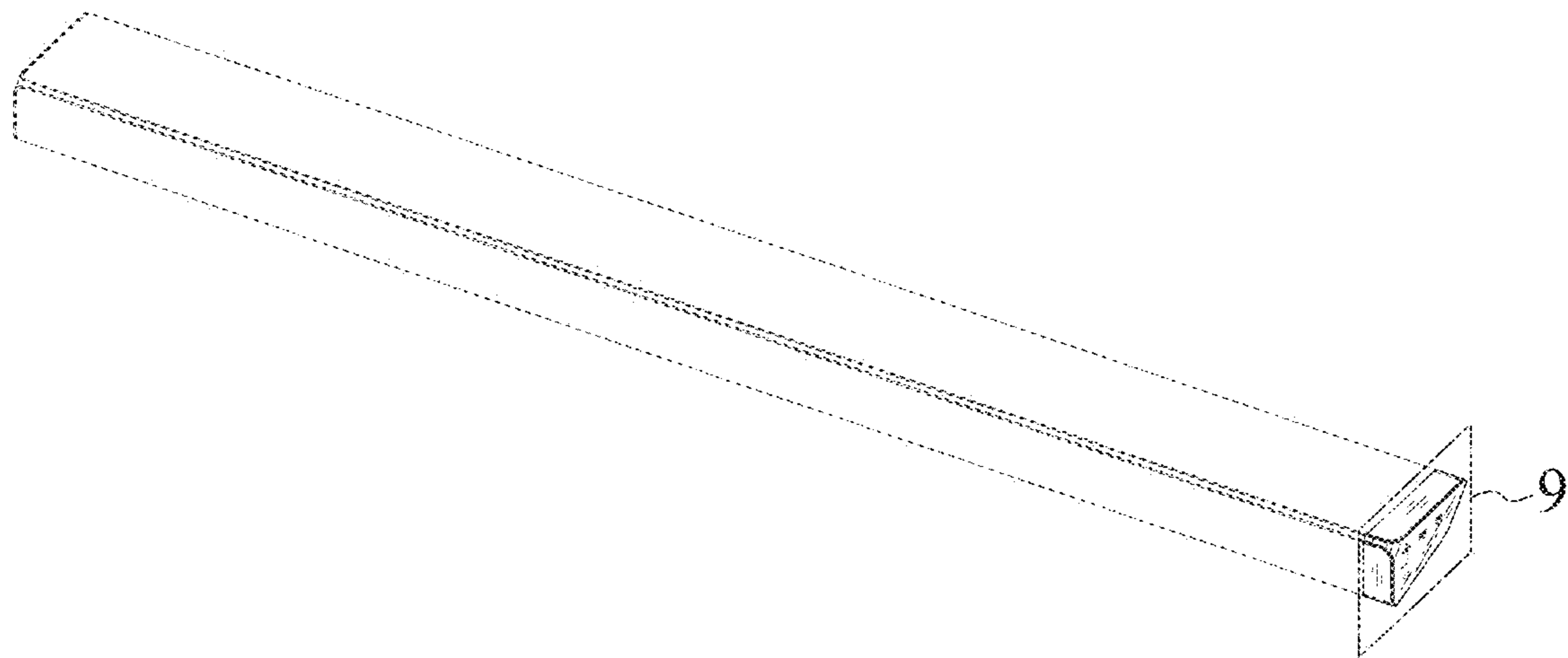


FIG. 2




FIG. 3




FIG. 4



FIG. 5




FIG. 6



FIG. 7






FIG. 8

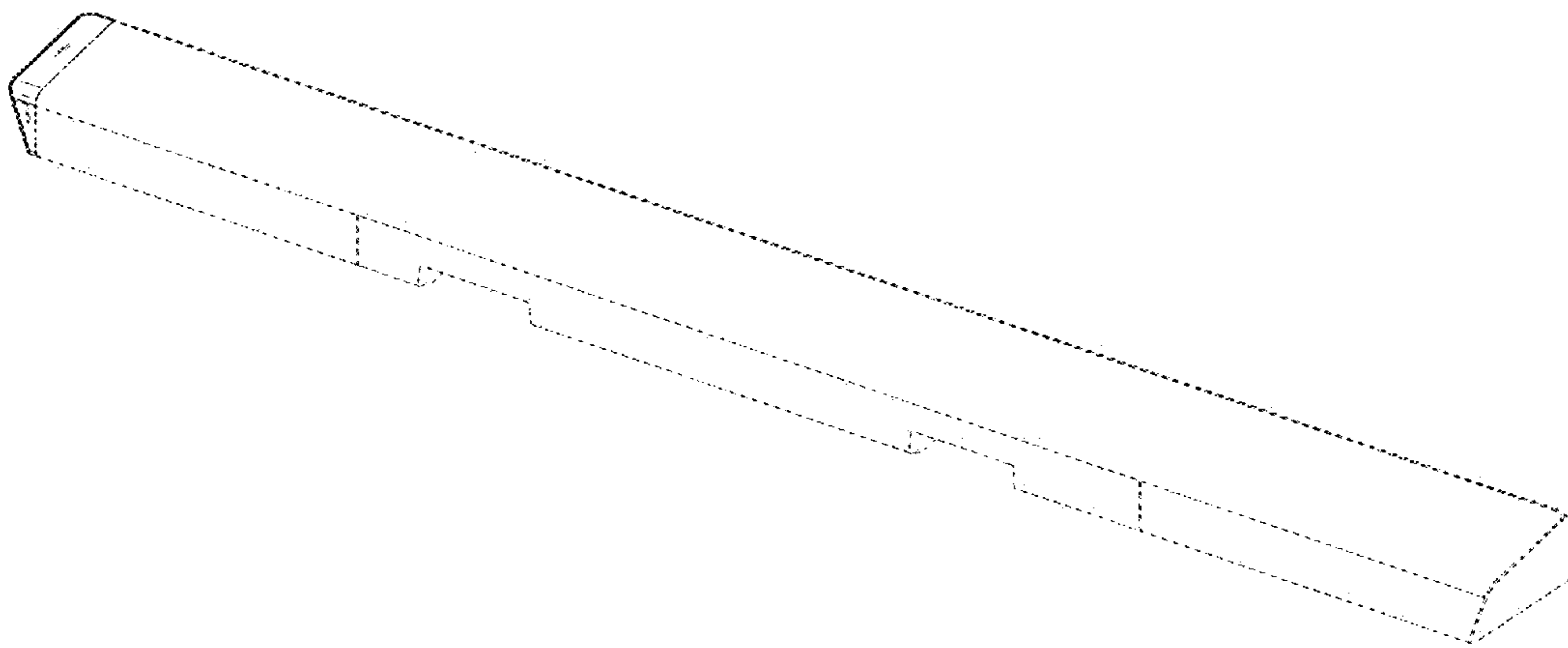


FIG. 9

