



(12) **United States Design Patent** (10) **Patent No.:** **US D896,770 S**
Ma et al. (45) **Date of Patent:** **** Sep. 22, 2020**

(54) **MOBILE PHONE**

(71) Applicant: **HUAWEI TECHNOLOGIES CO., LTD.**, Shenzhen (CN)

(72) Inventors: **Liang Ma**, Shenzhen (CN); **Bin Xie**, Shenzhen (CN); **Guoping Wu**, Shenzhen (CN)

(73) Assignee: **HUAWEI TECHNOLOGIES CO., LTD.**, Shenzhen (CN)

(**) Term: **15 Years**

(21) Appl. No.: **29/683,389**

(22) Filed: **Mar. 13, 2019**

(51) **LOC (12) Cl.** **14-03**

(52) **U.S. Cl.**
 USPC **D14/138 G**

(58) **Field of Classification Search**
 USPC D14/138 G, 138 AB, 138 AD, 248, 341, D14/371, 374, 138 R, 138 AA, 138 AC, D14/138 C, 247
 CPC H04M 1/0202; H04M 1/0235; H04M 1/0237; H04M 1/0239; H04M 1/0266; H04M 1/0268; H04M 1/027; H04M 1/0295; H04M 1/02; H04M 1/0279; H04M 1/0283
 See application file for complete search history.

D825,516 S * 8/2018 Li D14/138 G
 D825,556 S * 8/2018 Akana D14/341
 D832,805 S * 11/2018 Xu D14/138 G
 D840,367 S * 2/2019 Jiang D14/138 G
 D840,964 S * 2/2019 Song D14/138 G
 D841,611 S * 2/2019 Kim D14/138 G
 D856,293 S * 8/2019 Seo D14/138 G
 D856,296 S * 8/2019 McPhail D14/138 G
 D856,955 S * 8/2019 Seo D14/138 G
 D861,629 S * 10/2019 Kim D14/138 G
 D864,887 S * 10/2019 Kim D14/138 G
 D867,314 S * 11/2019 Mahonen D14/138 G
 D869,422 S * 12/2019 Cho D14/138 G
 D869,423 S * 12/2019 Cho D14/138 G
 D870,689 S * 12/2019 Choe D14/138 G
 D883,944 S * 5/2020 Matsuoka D14/138 G

* cited by examiner

Primary Examiner — Bridget L Eland
 (74) *Attorney, Agent, or Firm* — Kilpatrick Townsend & Stockton LLP

(57) **CLAIM**
 The ornamental design for a mobile phone, as shown and described.

DESCRIPTION

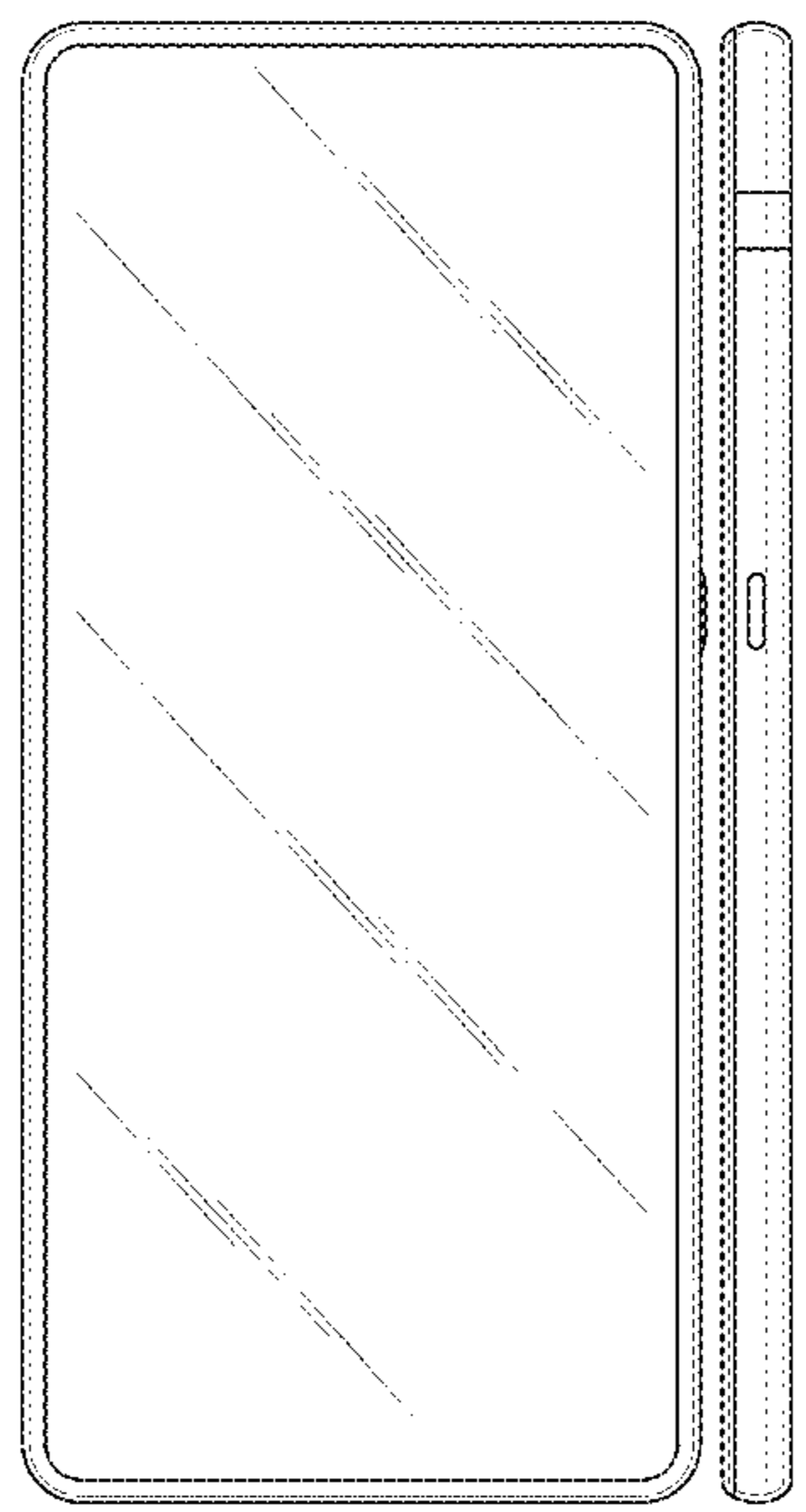
FIG. 1 is a perspective view of a mobile phone, showing our new design;
 FIG. 2 is a top plan view thereof;
 FIG. 3 is a bottom plan view thereof;
 FIG. 4 is a front elevation view thereof;
 FIG. 5 is a rear elevation view thereof;
 FIG. 6 is a left side elevation view thereof; and,
 FIG. 7 is a right side elevation view thereof.

The broken lines immediately adjacent the shaded areas represent the bounds of the claimed design while all other broken lines are directed to environment and are for illustrative purposes only. The broken lines form no part of the claimed design.

1 Claim, 4 Drawing Sheets

(56) **References Cited**
 U.S. PATENT DOCUMENTS

D558,757 S * 1/2008 Andre D14/138 G
 D626,437 S * 11/2010 Lee D10/65
 D693,787 S * 11/2013 Reivo D14/138 G
 D697,887 S * 1/2014 Yin D14/138 G
 D704,701 S * 5/2014 Andre D14/341
 D775,097 S * 12/2016 Husgafvel D14/138 G
 D797,072 S * 9/2017 Seo D14/138 G
 D816,055 S * 4/2018 Song D14/138 G






FIG. 1



FIG. 2




FIG. 3




FIG. 4




FIG. 5



FIG. 6




FIG. 7