



US00D896761S

(12) **United States Design Patent** (10) **Patent No.:** **US D896,761 S**  
**Bonilla et al.** (45) **Date of Patent:** **\*\* Sep. 22, 2020**

(54) **ILLUMINATED POWER BOX**

(71) Applicant: **Hubbell Incorporated**, Shelton, CT (US)

(72) Inventors: **Nelson Bonilla**, Shelton, CT (US);  
**David Ridgeway**, Milford, CT (US);  
**Jason Walker**, Bethany, CT (US)

(73) Assignee: **Hubbell Incorporated**, Shelton, CT (US)

(\*\*) Term: **15 Years**

(21) Appl. No.: **29/604,602**

(22) Filed: **May 18, 2017**

(51) **LOC (12) Cl.** ..... **13-03**

(52) **U.S. Cl.**  
USPC ..... **D13/139.3**

(58) **Field of Classification Search**  
USPC ..... D13/103, 107, 108, 110, 133,  
D13/137.1-137.4, 138.1-138.2,  
D13/139.1-139.8, 146, 147, 151-156,  
D13/173, 177, 199; D14/432, 433, 435.1,  
D14/250; D23/231, 232; D15/7-9;  
D8/350, 353-356

CPC ..... H01R 11/00; H01R 9/00; H01R 13/00;  
H01R 13/04; H01R 13/10; H01R  
13/6666; H01R 13/6675; H01R 25/00;  
H01R 25/006; H01H 2207/00; H01H  
2207/022; Y02E 60/12; Y02E 60/122;  
Y02E 60/124; Y02E 60/50; H01M 2/02;  
H01M 2/022; H01M 2/0202; H01M  
2/0207; H01M 2/0212; H01M 2/1061;  
H01M 2/1022; H01M 2/1055; H01M  
2/1066; H01M 2/105; H01M 2/204; H02J  
7/00; H02J 7/0003; H02J 7/0011; H02J  
7/0013; H02J 7/0054; H02J 7/0055; H02J  
7/0057; Y02T 10/7005; Y02T 10/705;  
Y02T 10/7088; B60L 11/1809; B60L  
11/1861

See application file for complete search history.

(56) **References Cited**

U.S. PATENT DOCUMENTS

D565,571 S \* 4/2008 Trifilio ..... D14/356  
D658,483 S \* 5/2012 Krumpe ..... D8/353  
D713,344 S \* 9/2014 Padro ..... D13/139.3  
D730,836 S \* 6/2015 Lee ..... D13/139.3  
D788,039 S \* 5/2017 Page ..... D13/139.1  
D791,382 S \* 7/2017 Holscher ..... D26/74  
D799,934 S \* 10/2017 Poulheim ..... D8/353

(Continued)

OTHER PUBLICATIONS

InPower Flex Product Overview, Copyright 2010, <http://inpowerflex.com/product.html> (2 pages).

*Primary Examiner* — Rosemary K Tarcza

*Assistant Examiner* — Christy M Nemeth

(74) *Attorney, Agent, or Firm* — Michael Best & Friedrich, LLP

(57) **CLAIM**

We claim the ornamental design for an illuminated power box, as shown and described.

**DESCRIPTION**

FIG. 1 is a perspective view of an illuminated power box showing the new design.

FIG. 2 is a front elevation view of the illuminated power box shown in FIG. 1.

FIG. 3 is a left side elevation view of the illuminated power box shown in FIG. 1.

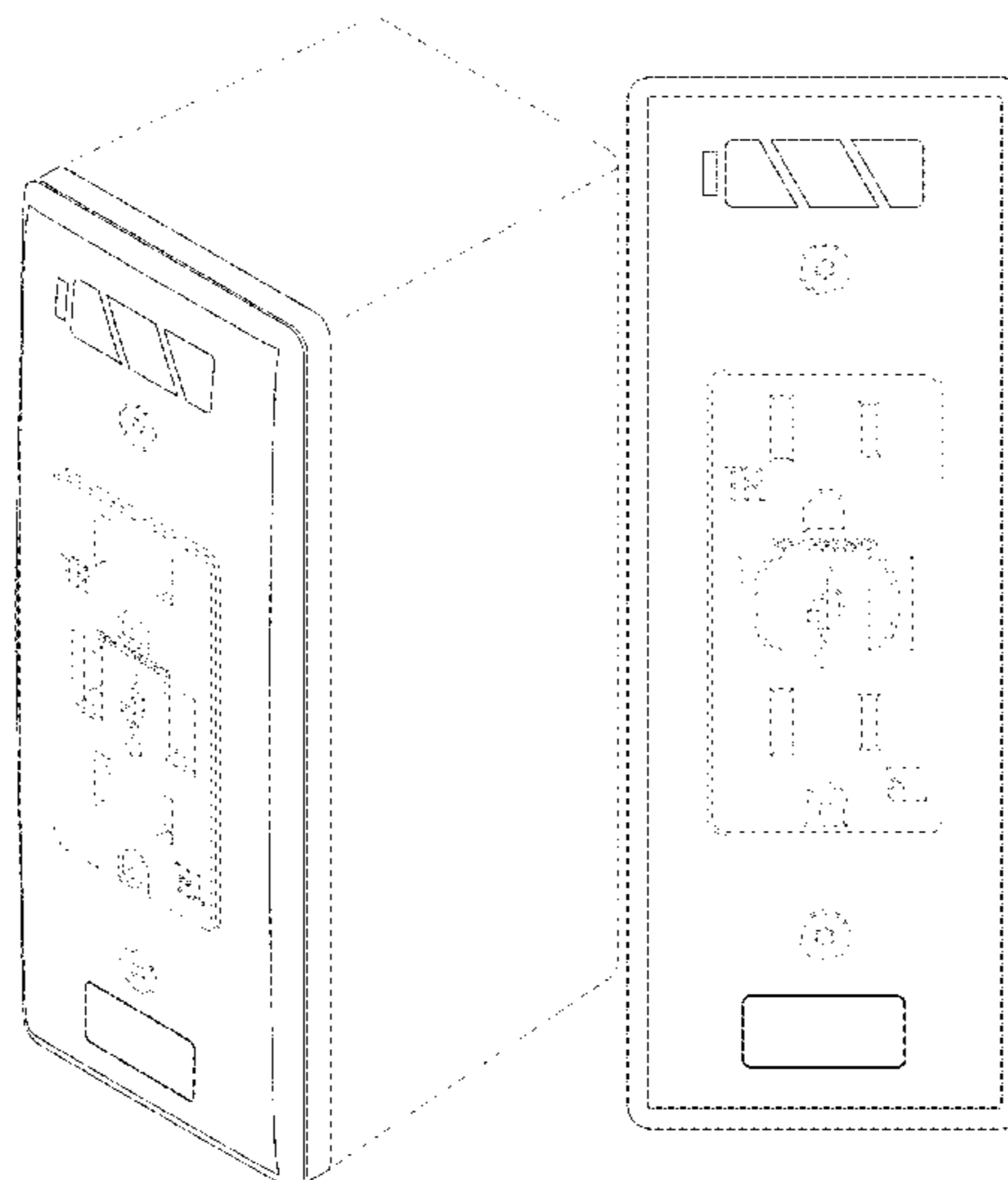
FIG. 4 is a right side elevation view of the illuminated power box shown in FIG. 1.

FIG. 5 is a top plan view of the illuminated power box shown in FIG. 1; and,

FIG. 6 is a bottom plan view of the illuminated power box shown in FIG. 1.

The broken lines illustrate portions of the illuminated power box that form no part of the claimed design.

**1 Claim, 5 Drawing Sheets**



(56)

**References Cited**

U.S. PATENT DOCUMENTS

D801,936	S	*	11/2017	Rose	.....	D13/139.4
D801,937	S	*	11/2017	Rose	.....	D13/139.4
D804,429	S	*	12/2017	Baldwin	.....	D13/156
D807,828	S	*	1/2018	Xu	.....	D13/137.2
D814,420	S	*	4/2018	Chen	.....	D13/137.2
D818,800	S	*	5/2018	Poulheim	.....	D8/353
D820,212	S	*	6/2018	Stern	.....	D13/137.2
D826,860	S	*	8/2018	Iaconis	.....	D13/139.1
D832,215	S	*	10/2018	Xu	.....	D13/137.2
D833,394	S	*	11/2018	Gorin	.....	D13/139.1
D835,036	S	*	12/2018	Dunham	.....	D13/108
D855,565	S	*	8/2019	Bonilla	.....	D13/108

\* cited by examiner

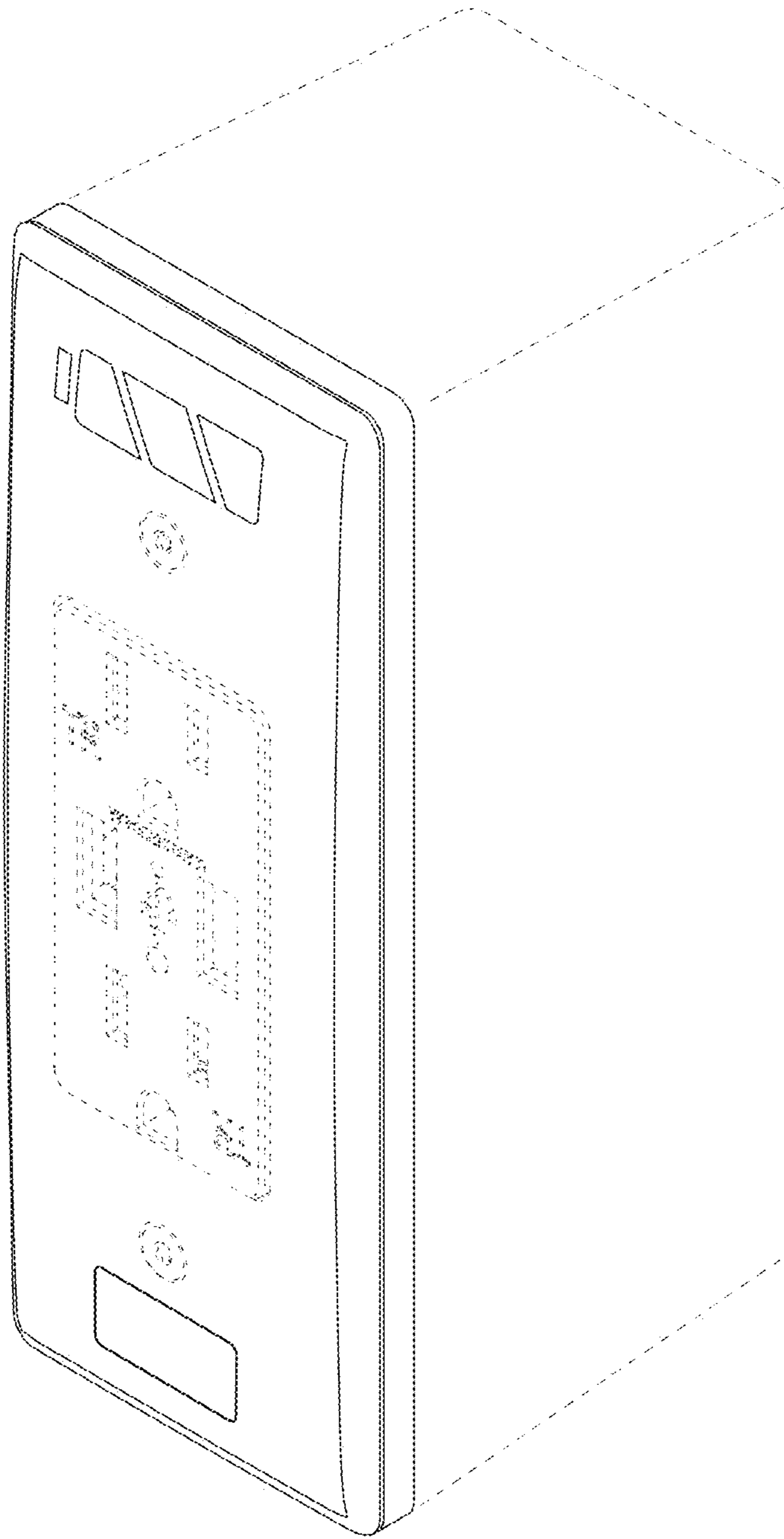


FIG. 1

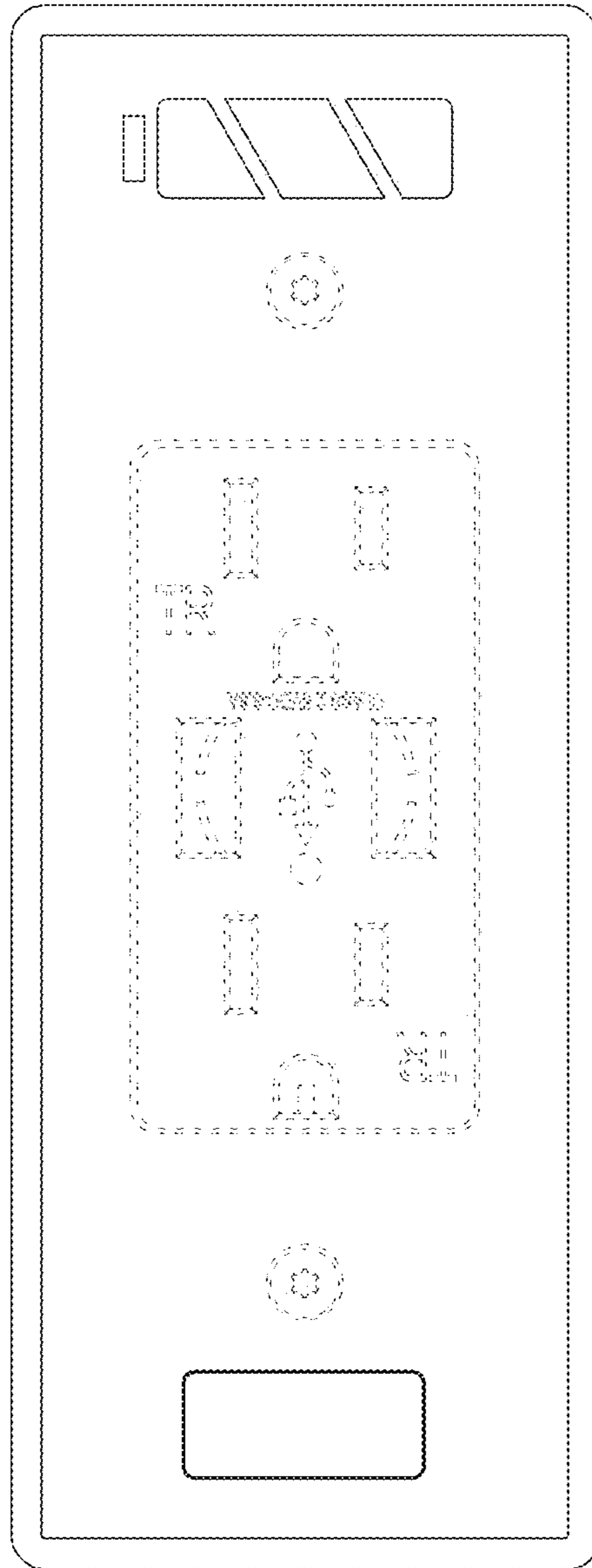


FIG. 2




FIG. 3




FIG. 4




FIG. 5

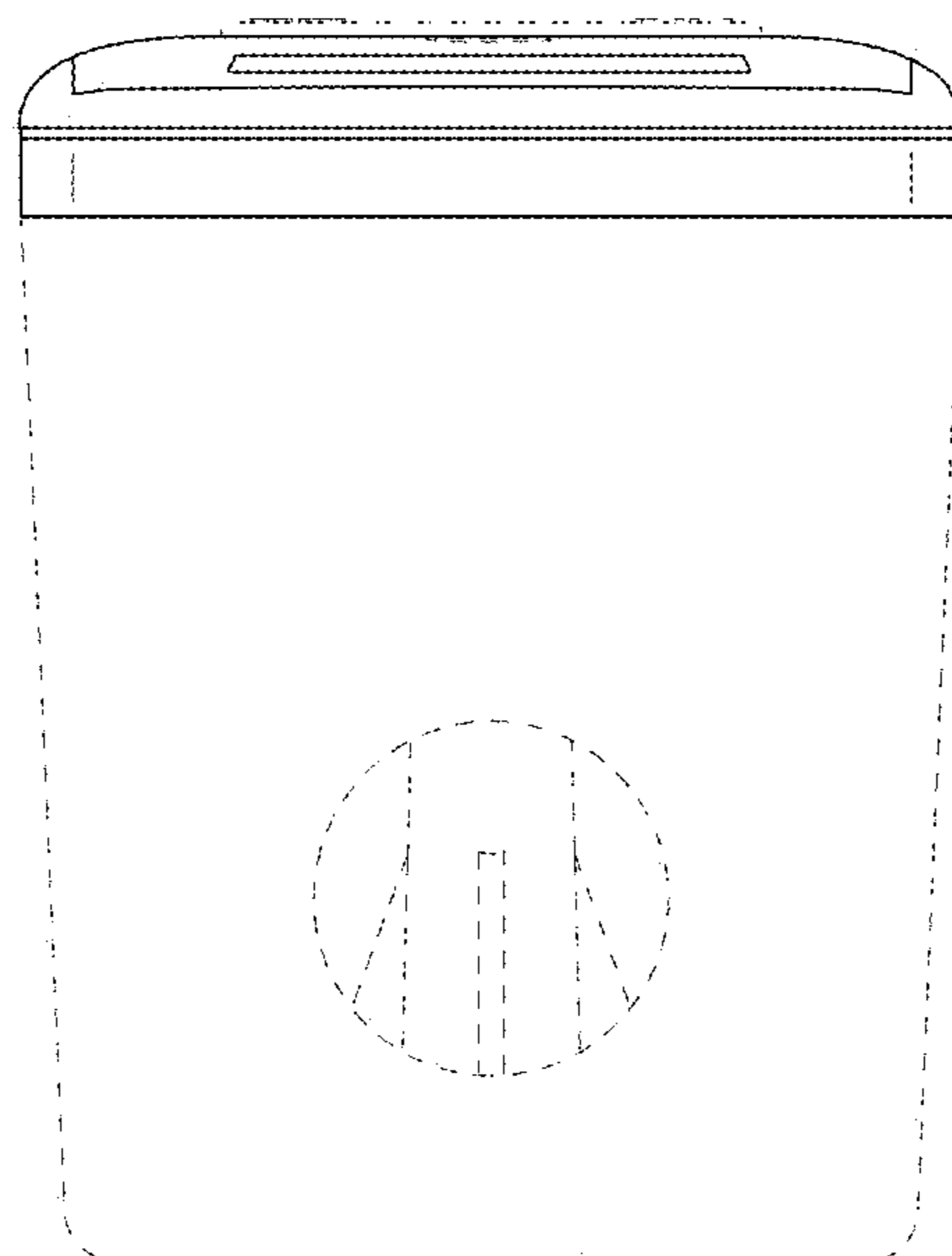


FIG. 6